

### Today's Update

Today, Guar seed prices remained sideways and went marginally up by 0.1% to Rs. 4,809/qtl. In other cash market, Guar seed traded with weak sentiments amid higher acreage. In Rajasthan, arrivals recorded at 495 qtl vs 590 qtl previous day. In Haryana, arrivals recorded at 600 vs 1,378 qtl. previous day. Jodhpur Guar seed delivery prices are expected to trade range bound with weak bias in the range of Rs. 4800-5000/Qtl in near term amid higher acreage and above average rainfall in western Rajasthan.

As on 12th Aug'2022, as per data released by Baker Hughes, the number of oilrigs in USA increased by 3 to 601 as compared to previous week at 598.

### Weather and sowing Updates

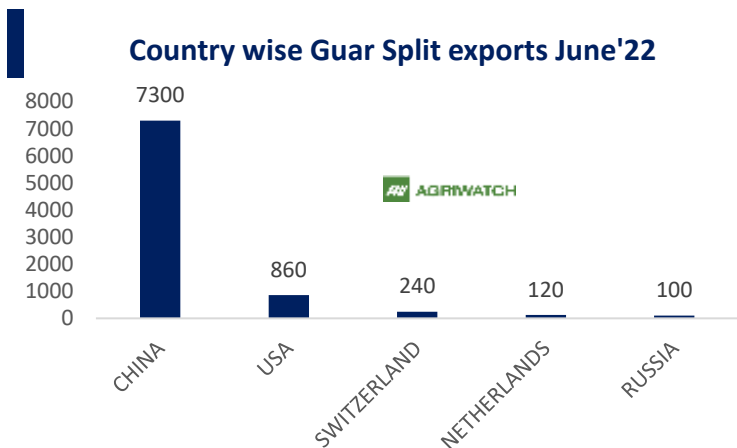
As of 16th Aug'22, According to the Department of Agriculture, Rajasthan, Guar sowing is up by 53% at 30.14 Lakh hectare as compared to 19.69 Lakh hectare previous year same period. This season sowing area is high due to early rains and better returns.

In western Rajasthan, from 1<sup>st</sup> June to 17<sup>th</sup> Aug'2022 Cumulative rainfall is at 72%. Higher acreage amid good rainfall kept Guar seed and gum prices under pressure. The prices have corrected by more than 20% since April due to forecast of normal rains and improved area under Guar seed.

Western Rajasthan Districts	Cumulative Rainfall Departure (%) 1st June to 17th Aug'22 In Western Rajasthan Districts
Ganganagar	146%
Bikaner	119%
Jaisalmer	92%
Jodhpur	82%
Churu	78%
Barmer	63%
Nagaur	59%
Hanumangarh	56%
Jalor	43%
Pali	10%
West Rajasthan	72%
Rajasthan	42%

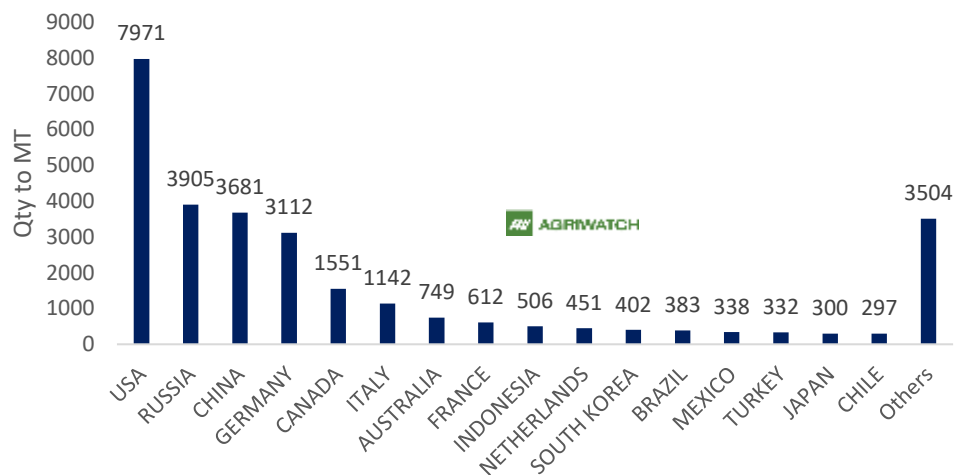
### Guar Split Exports

India's Guar split exports increased in the month of June'2022 by 61% to 8,620 MT as compared to 5,347 MT previous month. However, the Guar split shipments down by 4.39% in June'22 compared to the same period last year. Out of the total exports, around 7,300 MT (84.69%) bought by China, US 860 MT (9.98%).



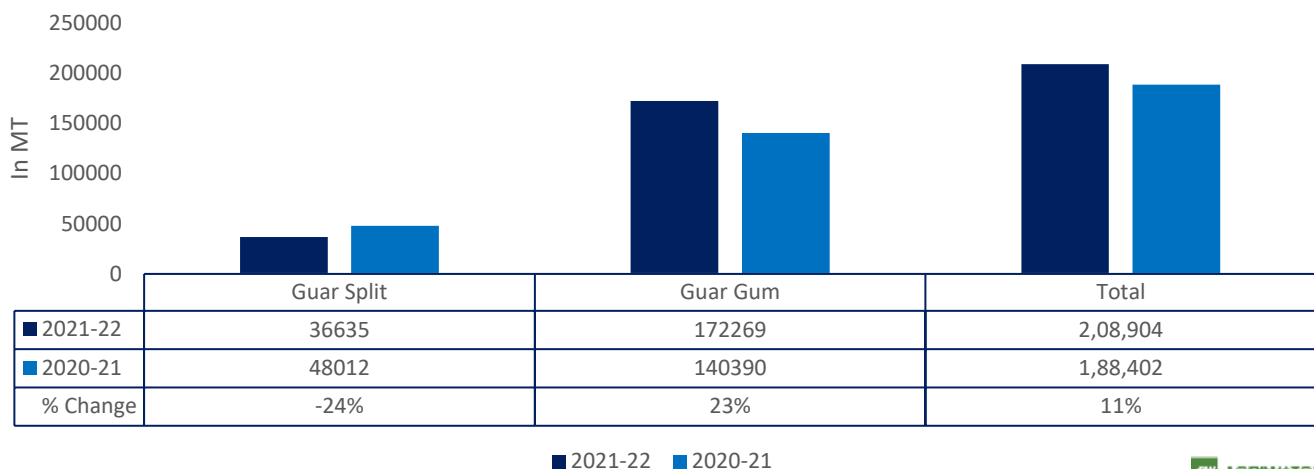
**Guar Gum Exports:** India's Guar gum exports increased in the month of June'2022 by 5.36% to 29,236 MT compared to 27,748 MT during previous month. However, the gum shipments were up by 56.28% in June'2022 compared to the same period last year. Out of the total exported quantity, around 7971 MT (27.27%) bought by US, Russia bought 3,905 MT (13.36%), China 3,681 MT (12.59%), Germany 3,112 MT (10.64%). Export demand was driven by bullish crude oil prices. We expect Guar export in July'22 at 25,000-28,000 tonnes.

### Country wise Guar Gum export June'22



**Total Cumulative Guar exports** Oct-June'22 recorded up by 11% to 2.08 Lakh tonnes as compared to 1.88 Lakh tonnes previous year same period amid bullish crude oil prices and increase in oil rig count.

### Cumulative guar exports Oct-June'2022



### NCDEX-FUTURES MARKET – Guar Seed

Contract	% chg	Open	High	Low	Close	Volume	Change	OI	Change
Sept-22	+0.52	4760	4829	4725	4817	28400	▲ 11785	41915	▼ -2355
Oct-22	+0.21	4841	4860	4763	4850	6455	▲ 5535	4545	▲ 2980

### NCDEX-FUTURES MARKET- Guar Gum

Contract	% chg	Open	High	Low	Close	Volume	Change	OI	Change
Sept-22	+3.30	8517	8848	8486	8816	12150	▲ 4585	39185	▼ -1660
Oct-22	+3.21	8625	8932	8575	8901	1670	▲ 855	2125	▲ 795



### Guar seed Stock Position:

Stocks	Demat	In-Process	Total
	16-Aug-22	16-Aug-22	16-Aug-22
Bikaner	21758	0	21758
Deesa	10	0	10
Sri Ganganagar	1024	0	1024
Jodhpur	387	0	387
Nokha	0	0	0

### Guar Gum Stock Position:

Stocks	Demat	In-Process	Total
	16-Aug-22	16-Aug-22	16-Aug-22
Deesa	0	0	0
Bikaner	4351	0	4351
Jodhpur	10263	0	10263
Nokha	1603	0	1603
Sri Ganganagar	145	0	145

### Churi and Korma Prices:

		17-Aug-22
Commodity	Centre	Rs./75 kg.
Churi	Jodhpur	2100
Korma	Jodhpur	3188

### Guar Export Prices:

		17-Aug-22	17-Aug-22
	Variety	Value (Rs/MT)	Value (\$/MT)
Guargum(Kochi)		85336	1076

**Guar seed EDD:**

	10-Aug-22	10-Sept-22	10-Oct-22	10-Nov-22	10-Dec-22
<b>Bikaner</b>	50	1200	1199	5998	3552
<b>Deesa</b>	-	-	-	-	10
<b>Sri Ganganagar</b>	41	20	110	320	266
<b>Jodhpur</b>	-	-	60	298	30
<b>Nokha</b>	-	-	-	-	-

**Guar Gum EDD:**

	10-Aug-22	10-Sept-22	10-Oct-22	10-Nov-22	10-Dec-22
<b>Deesa</b>	20	-	-	-	-
<b>Bikaner</b>	-	70	1055	656	708
<b>Jodhpur</b>	640	448	2910	2781	471
<b>Nokha</b>	40	40	400	270	195
<b>Sri Ganganagar</b>	-	-	-	10	-



### Guar Seed Prices at Key Spot Markets:

Commodity	District	Centre	Prices (Rs/Qtl)		Change
Guar Seed			17-Aug-22	16-Aug-22	
Rajasthan	Jodhpur	Jodhpur (Loose)	4580	4575	5
		Jodhpur(Delivery)	4809	4804	5
	Sri-Ganganagar	Sri-Ganganagar(Loose)	4500	4500	Unch
		Sri-Ganganagar (Delivery)	4650	4650	Unch
		Rawla (Loose)	NA	NA	-
		Gharsana (Loose)	NA	NA	-
		Raisinghnagar (Loose)	NA	4445	-
	Bikaner	Bikaner (Loose)	4500	4550	-50
		Bikaner (Delivery)	4725	4778	-53
		Nokha(Loose)	4550	4550	Unch
		Nokha (Delivery)	4778	4778	Unch
		Khajuwala (Loose)	4450	4550	-100
		Khajuwala (Delivery)	4673	4778	-105
		Lunkaransar (Loose)	4550	4600	-50
	Hanumangarh	Hanumangarh (Loose)	4450	4600	-150
		Hanumangarh (Delivery)	4673	4830	-158
		Nohar (Loose)	NA	NA	-
		Pilibanga (Loose)	NA	NA	-
	Nagaur	Nagaur (Loose)	NA	4600	-
	Churu	Churu (Delivery)	NA	NA	-
	Alwar	Alwar (Loose)	NA	NA	-
Haryana	Hisar	Adampur (Loose)	4600	4600	Unch
		Adampur (Delivery)	4830	4830	Unch
	Bhiwani	Bhiwani (Delivery)	NA	-	-
		Siwani (Loose)	4730	4725	5
	Sirsa	Sirsa (Loose)	NA	4410	-
		Dhabwali (Loose)	NA	-	-
		Dhabwali (Delivery)	NA	-	-
		Ellanabad (Loose)	NA	4330	-
	Fatehabad	Fatehabad (Loose)	NA	-	-
Gujarat	Banaskantha	Deesa (Loose)	NA	NA	-
	Patan	Patan (Loose)	NA	NA	-
	Rajkot	Rajkot (Loose)	NA	NA	-
	Jamnagar	Dhrol (Loose)	NA	NA	-
Madhya Pradesh	Gwalior	Dabra (Loose)	NA	NA	-



Guar Gum					
Rajasthan	Jodhpur	Jodhpur	8500	8500	Unch
	Alwar	Alwar	NA	NA	-
	Hanumangarh	Nohar	NA	NA	-
Haryana	Bhiwani	Bhiwani	NA	-	-
	Sirsa	Sirsa	NA	8550	-
		Dhabwali	NA	-	-
		Ellanabad	NA	-	-
	Fatehabad	Fatehabad	NA	-	-

Guar Seed Arrivals in Key Centers					
Commodity	District	Centre	Arrivals (Quintals)		Change
Guar Seed			17-Aug-22	16-Aug-22	
Rajasthan	Jodhpur	Jodhpur	NA	NA	-
	Sri-Ganganagar	Sri-Ganganagar	30	50	-20
		Rawla	NA	NA	-
		Gharsana	NA	NA	-
		Raisinghnagar	NA	120	-
	Bikaner	Bikaner	100	150	-50
		Nokha	10	50	-40
		Khajuwala	150	30	120
		Lunkaransar	200	300	-100
	Hanumangarh	Hanumangarh	5	10	-5
		Nohar	NA	NA	-
		Pilibanga	NA	NA	-
	Nagaur	Nagaur	NA	12	-
	Churu	Churu	NA	NA	-
	Alwar	Alwar	NA	NA	-
Haryana	Hisar	Adampur	400	400	Unch
	Bhiwani	Bhiwani	NA	0	-
		Siwani	200	400	-200
	Sirsa	Sirsa	NA	136	-
		Dhabwali	NA	0	-
		Ellanabad	NA	442	-
	Fatehabad	Fatehabad	NA	0	-
Gujarat	Banaskantha	Deesa	NA	NA	-
	Patan	Patan	NA	NA	-
	Rajkot	Rajkot	NA	NA	-



	Jamnagar	Dhrol	NA	NA	-
Madhya Pradesh	Gwalior	Dabra	NA	NA	-
Total Arrivals/Above Markets			1095	2100	-1005

**Disclaimer**

The information and opinions contained in the document have been compiled from sources believed to be reliable. The company does not warrant its accuracy, completeness and correctness. Use of data and information contained in this report is at your own risk. This document is not, and should not be construed as, an offer to sell or solicitation to buy any commodities. This document may not be reproduced, distributed or published, in whole or in part, by any recipient hereof for any purpose without prior permission from the Company. IASL and its affiliates and/or their officers, directors and employees may have positions in any commodities mentioned in this document (or in any related investment) and may from time to time add to or dispose of any such commodities (or investment). Please see the detailed disclaimer at <http://www.agriwatch.com/Disclaimer.asp>© 2022 Indian Agribusiness Systems Limited