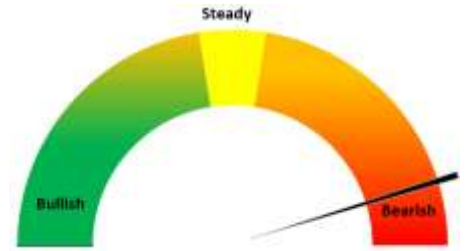


Today's Update

Today, Guar seed Jodhpur delivery prices remained stable at Rs. 4935/Qtl. However, in other cash markets, Guar seed traded with mixed bias. In Rajasthan, arrivals recorded at 1030 qtl. Vs 1570 qtl. previous day. In Haryana, arrivals recorded at 950 qtl Vs 900 qtl. previous day. Jodhpur Guar seed delivery prices are expected to trade range bound with weak bias in the range of Rs. 4700-5000/Qtl in near term amid higher production expectation.



As per the sources, there has been significant yield loss in Guar crop in the key districts of Haryana. The major factor behind yield loss is said to be anomalies in the temperature and sudden heat ahead of harvesting period.

Weather and sowing Updates

As of 24th Aug '22, According to the Department of Agriculture, Rajasthan, Guar sowing is up by 50% at 30.79 Lakh hectare as compared to 20.48 Lakh hectare previous year same period. This season sowing area is high due to early rains and better returns.

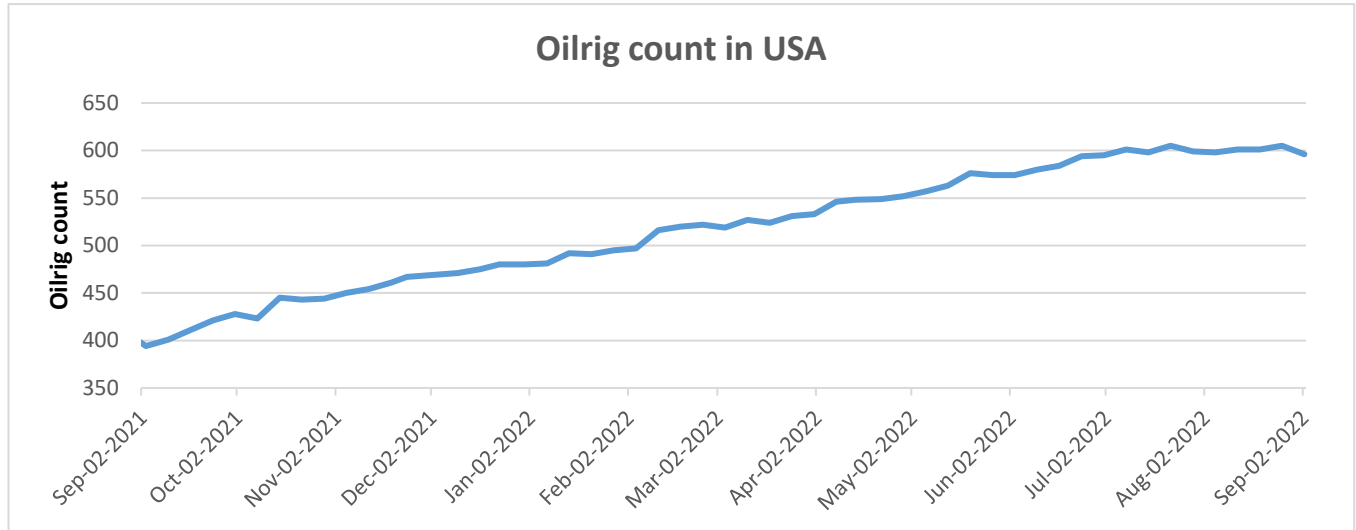
Guar seed sowing progress 2022-23			
State	Area of Kharif-2021 During Corresponding Period	Progressive Area of Kharif 2022	% change over previous year
Rajasthan (As on 24 Aug'22)	20.48	30.79	50%
Gujarat (As on 22 Aug'22)	1.09	1.03	-6%
Source: State government		Area in Lakh Ha	

In western Rajasthan, from 1st June to 5th Aug'2022 Cumulative rainfall recorded up by 67%. Higher acreage amid good rainfall kept Guar seed and gum prices under pressure. The prices have corrected by more than 30% since April due to forecast of normal rains and improved area under Guar seed.

Western Rajasthan Districts	Cumulative Rainfall Departure (%) 1st June to 5th Sep'22 In Western Rajasthan Districts
Ganganagar	107%
Bikaner	91%
Jaisalmer	114%
Barmer	80%
Jodhpur	70%
Churu	51%
Nagaur	46%
Jalor	59%
Hanumangarh	32%
Pali	12%
West Rajasthan	67%
Rajasthan	39%

Oil Rig count

As on 2nd Sep'2022, as per data released by Baker Hughes, the number of oilrigs in USA decreased by 4 from 605 in the previous week to 596 this week.



Guar Split Exports

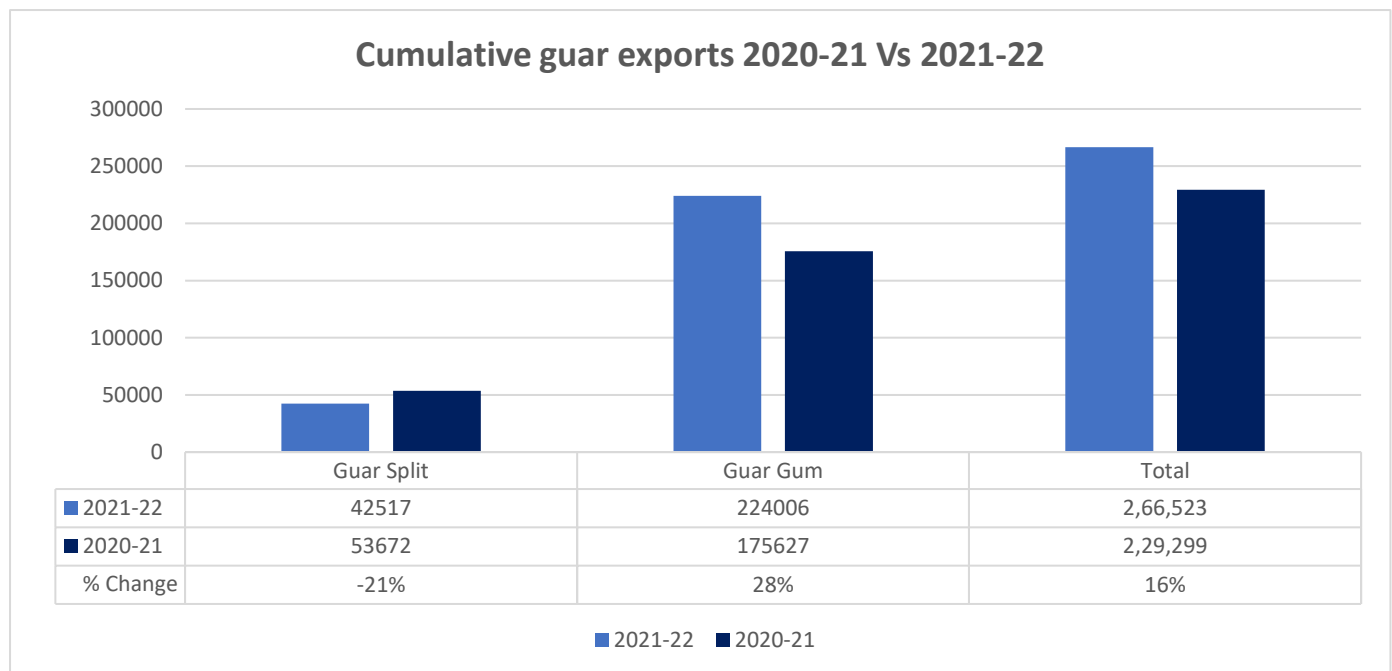
India's Guar split exports decreased in the month of July'2022 by 32% to 5,882 MT as compared to 8,620 MT previous month. However, the Guar split shipments up by 3.92% in July'22 compared to the same period last year. Out of the total exports, around 4,220 MT (71.74%) bought by China, 302 MT (9.98%) bought by USA.

Country	Qty in MT	% Share
CHINA	4220	71.74%
USA	960	16.32%
MEXICO	302.4	5.14%
RUSSIA	200	3.40%
SWITZERLAND	120	2.04%
NETHERLANDS	80	1.36%
Grand Total	5882.4	100.00%

Guar Gum Exports: India's Guar gum exports decreased in the month of July 2022 by 23% to 22,501 MT compared to 29,236 MT during previous month. However, the gum shipments were up by 36.12% in July 2022 compared to the same period last year. Out of the total exported quantity, around 5737 MT (25.50%) was bought by the US, Russia bought 4077 MT (18.12%), China 1,884 MT (8.37%), and Germany 2,270 MT (10.09%). Export demand declined amid correction in crude oil prices. We expect Guar gum export in Aug'22 around 22,000-25,000 tonnes, as WTI crude oil corrected by 9.72% in Aug'22.

Country	Quantity in (MT)	% Share
USA	5737	25.50%
RUSSIA	4077	18.12%
GERMANY	2270	10.09%
CHINA	1884	8.37%
BRAZIL	1055	4.69%
CANADA	906	4.03%
NETHERLANDS	746	3.32%
AUSTRALIA	618	2.74%
UAE	475	2.11%
ITALY	387	1.72%
Others	4347	19%
Total	22501	100%

Total Cumulative Guar exports Oct-July'22 recorded up by 16% to 2.66 Lakh tonnes as compared to 2.29 Lakh tonnes previous year same period amid bullish crude oil prices and increase in oil rig count.



NCDEX-FUTURES MARKET – Guar Seed									
Contract	% chg	Open	High	Low	Close	Volume	Change	OI	Change
Sept-22	+1.27	4800	4884	4798	4853	7390	▼-2720	16575	▼-2540
Oct-22	+1.26	4857	4942	4842	4907	19755	▼-740	31415	▲680

NCDEX-FUTURES MARKET- Guar Gum

Contract	% chg	Open	High	Low	Close	Volume	Change	OI	Change
Sept-22	+1.15	9350	9550	9326	9391	4980	▲ 715	9135	▼ -1635
Oct-22	+1.09	9434	9670	9430	9518	12070	▲ 90	32220	▲ 1635

Guar seed Stock Position:

Stocks	Demat	In-Process	Total
	6-Sept-22	6-Sept-22	6-Sept-22
Bikaner	19247	0	19247
Deesa	10	0	10
Sri Ganganagar	1024	0	1024
Jodhpur	387	0	387
Nokha	0	0	0

Guar Gum Stock Position:

Stocks	Demat	In-Process	Total
	6-Sept-22	6-Sept-22	6-Sept-22
Deesa	0	0	0
Bikaner	3601	0	3601
Jodhpur	9069	20	9089
Nokha	1573	70	1643
Sri Ganganagar	145	0	145

Churi and Korma Prices:		7-Sept-22
Commodity	Centre	Rs. /75 kg.
Churi	Jodhpur	1900
Korma	Jodhpur	3188

Guar seed EDD:					
	10-Sept-22	10-Oct-22	10-Nov-22	10-Dec-22	10-Jan-22
Bikaner	110	1062	4510	3522	6853
Deesa	-	-	-	10	-
Sri Ganganagar	20	110	320	266	90
Jodhpur	-	60	298	30	-
Nokha	-	-	-	-	-

Guar Gum EDD:					
	10-Sept-22	10-Oct-22	10-Nov-22	10-Dec-22	10-Jan-22
Deesa	-	-	-	-	-
Bikaner	55	399	656	578	668
Jodhpur	154	2165	2741	471	2355
Nokha	-	240	270	195	430
Sri Ganganagar	-	-	10	-	20

Guar Seed Prices at Key Spot Markets:

Commodity	District	Centre	Prices (Rs/Qtl)		Change
			7-Sep-22	6-Sep-22	
Guar Seed	Jodhpur	Jodhpur (Loose)	4700	4700	Unch
		Jodhpur(Delivery)	4935	4935	Unch
	Sri-Ganganagar	Sri-Ganganagar(Loose)	4400	4400	Unch
		Sri-Ganganagar (Delivery)	4550	4550	Unch
		Rawla (Loose)	NA	4510	-
		Gharsana (Loose)	NA	4550	-
		Raisinghnagar (Loose)	NA	4480	-
		Bikaner	Bikaner (Loose)	4600	4600
	Bikaner (Delivery)		4830	4830	Unch
	Nokha(Loose)		4625	4650	-25
	Nokha (Delivery)		4856	4883	-26
	Khajuwala (Loose)		4600	4600	Unch
	Khajuwala (Delivery)		4830	4830	Unch
	Lunkaransar (Loose)		4650	4650	Unch
	Hanumangarh		Hanumangarh (Loose)	4450	4420
		Hanumangarh (Delivery)	4673	4641	32
		Nohar (Loose)	NA	-	-
		Pilibanga (Loose)	NA	-	-
	Nagaur	Nagaur (Loose)	NA	4600	-
	Churu	Churu (Delivery)	5000	5000	Unch
Alwar	Alwar (Loose)	4700	4700	Unch	
Haryana	Hisar	Adampur (Loose)	4620	4600	20
		Adampur (Delivery)	4851	4830	21
	Bhiwani	Bhiwani (Delivery)	4800	4800	Unch
		Siwani (Loose)	4825	4850	-25
	Sirsa	Sirsa (Loose)	4500	4450	50
		Dhabwali (Loose)	NA	4400	-
		Dhabwali (Delivery)	NA	4400	-
		Ellanabad (Loose)	NA	4380	-
	Fatehabad	Fatehabad (Loose)	NA	-	-
	Gujarat	Banaskantha	Deesa (Loose)	NA	-
Patan		Patan (Loose)	NA	-	-
Rajkot		Rajkot (Loose)	4720	4675	45
Jamnagar		Dhrol (Loose)	4420	-	-
Madhya Pradesh	Gwalior	Dabra (Loose)	NA	-	-



Guar Gum					
Rajasthan	Jodhpur	Jodhpur	9400	9400	Unch
	Alwar	Alwar	9500	9500	Unch
	Hanumangarh	Nohar	NA	-	-
Haryana	Bhiwani	Bhiwani	9400	9400	Unch
	Sirsa	Sirsa	9400	9400	Unch
		Dhabwali	NA	-	-
		Ellanabad	NA	-	-
	Fatehabad	Fatehabad	NA	-	-

Guar Seed Arrivals in Key Centers						
Commodity	District	Centre	Arrivals (Quintals)		Change	
			7-Sep-22	6-Sep-22		
Guar Seed	Rajasthan	Jodhpur	Jodhpur	NA	0	-
		Sri-Ganganagar	Sri-Ganganagar	150	100	50
			Rawla	NA	86	-
			Gharsana	NA	68	-
			Raisinghnagar	NA	7	-
		Bikaner	Bikaner	100	150	-50
			Nokha	100	100	Unch
			Khajuwala	150	200	-50
			Lunkaransar	100	500	-400
		Hanumangarh	Hanumangarh	30	20	10
			Nohar	NA	0	-
			Pilibanga	NA	0	-
		Nagaur	Nagaur	NA	256	-
		Churu	Churu	400	500	-100
		Alwar	Alwar	NA	0	-
Haryana	Hisar	Adampur	300	300	Unch	
	Bhiwani	Bhiwani	NA	NA	-	
		Siwani	400	500	-100	
	Sirsa	Sirsa	250	100	150	
		Dhabwali	NA	15	-	
		Ellanabad	NA	86	-	
Fatehabad	Fatehabad	NA	0	-		
Gujarat	Banaskantha	Deesa	NA	0	-	
	Patan	Patan	NA	0	-	
	Rajkot	Rajkot	125	50	75	
	Jamnagar	Dhrol	9	0	9	

Madhya Pradesh	Gwalior	Dabra	NA	0	-
Total Arrivals/Above Markets			2114	3038	-924

Disclaimer

The information and opinions contained in the document have been compiled from sources believed to be reliable. The company does not warrant its accuracy, completeness and correctness. Use of data and information contained in this report is at your own risk. This document is not, and should not be construed as, an offer to sell or solicitation to buy any commodities. This document may not be reproduced, distributed or published, in whole or in part, by any recipient hereof for any purpose without prior permission from the Company. IASL and its affiliates and/or their officers, directors and employees may have positions in any commodities mentioned in this document (or in any related investment) and may from time to time add to or dispose of any such commodities (or investment). Please see the detailed disclaimer at <http://www.agriwatch.com/Disclaimer.asp> © 2022 Indian Agribusiness Systems Limited