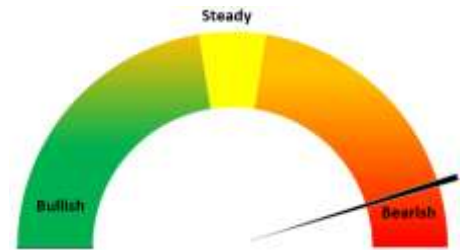


#### Today's Update

Today, Guar seed Jodhpur delivery prices remained steady at Rs. 5093/Qtl. amid weather concern in key growing districts. However, in other cash markets, Guar seed traded with mixed bias. In Rajasthan, arrivals recorded at 1720 qtl. Vs 1870 qtl. previous day. In Haryana, arrivals recorded at 1000 qtl Vs 650 qtl. previous day. Jodhpur Guar seed delivery prices are expected to trade range bound with weak bias in the range of Rs. 4800-5200/Qtl in near term amid higher production expectation.



As per the sources, there has been significant yield loss in Guar crop in the key districts of Haryana. The major factor behind yield loss is said to be anomalies in the temperature and sudden heat ahead of harvesting period.

Haryana Districts	Cumulative Rainfall Departure (%) 1st June to 8th Sep'22 In Haryana Districts	
Bhiwani		-23%
Hisar		13%
Sirsa		37%
Haryana		-14%

As per sources there is low rainfall condition in the western regions of Rajasthan, if this situation persists till first fortnight of September, then a damage of 15-20% in the crop may occur, and a significant yield loss is likely to underpin guar prices.

#### Weather and sowing Updates

As of 24th Aug '22, According to the Department of Agriculture, Rajasthan, Guar sowing is up by 50% at 30.79 Lakh hectare as compared to 20.48 Lakh hectare previous year same period. This season sowing area is high due to early rains and better returns.

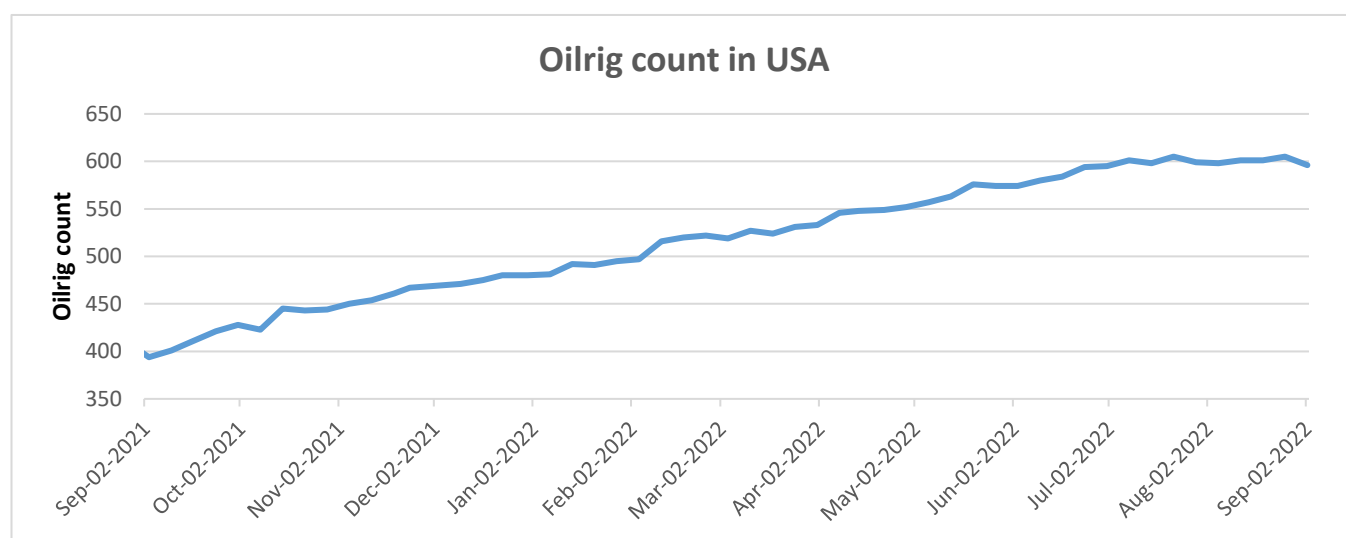
In western Rajasthan, from 1<sup>st</sup> June to 8<sup>th</sup> Sep'2022 Cumulative rainfall recorded up by 63%. Higher acreage amid good rainfall kept Guar seed and gum prices under pressure. The prices have corrected by more than 30% since April due to forecast of normal rains and improved area under Guar seed.

Western Rajasthan Districts	Cumulative Rainfall Departure (%) 1st June to 8th Sep'22 In Western Rajasthan Districts
Ganganagar	105%
Bikaner	86%
Jaisalmer	108%
Barmer	75%
Jodhpur	65%
Churu	47%
Nagaur	43%
Jalor	55%
Hanumangarh	29%
Pali	9%
West Rajasthan	63%
Rajasthan	36%

Guar seed sowing progress 2022-23			
State	Area of Kharif-2021 During Corresponding Period	Progressive Area of Kharif 2022	% change over previous year
Rajasthan (As on 24 Aug'22)	20.48	30.79	50%
Gujarat (As on 22 Aug'22)	1.09	1.03	-6%
Source: State government		Area in Lakh Ha	

## Oil Rig count

As on 2<sup>nd</sup> Sep'2022, as per data released by Baker Hughes, the number of oilrigs in USA decreased by 4 from 605 in the previous week to 596 this week.



## Guar Split Exports

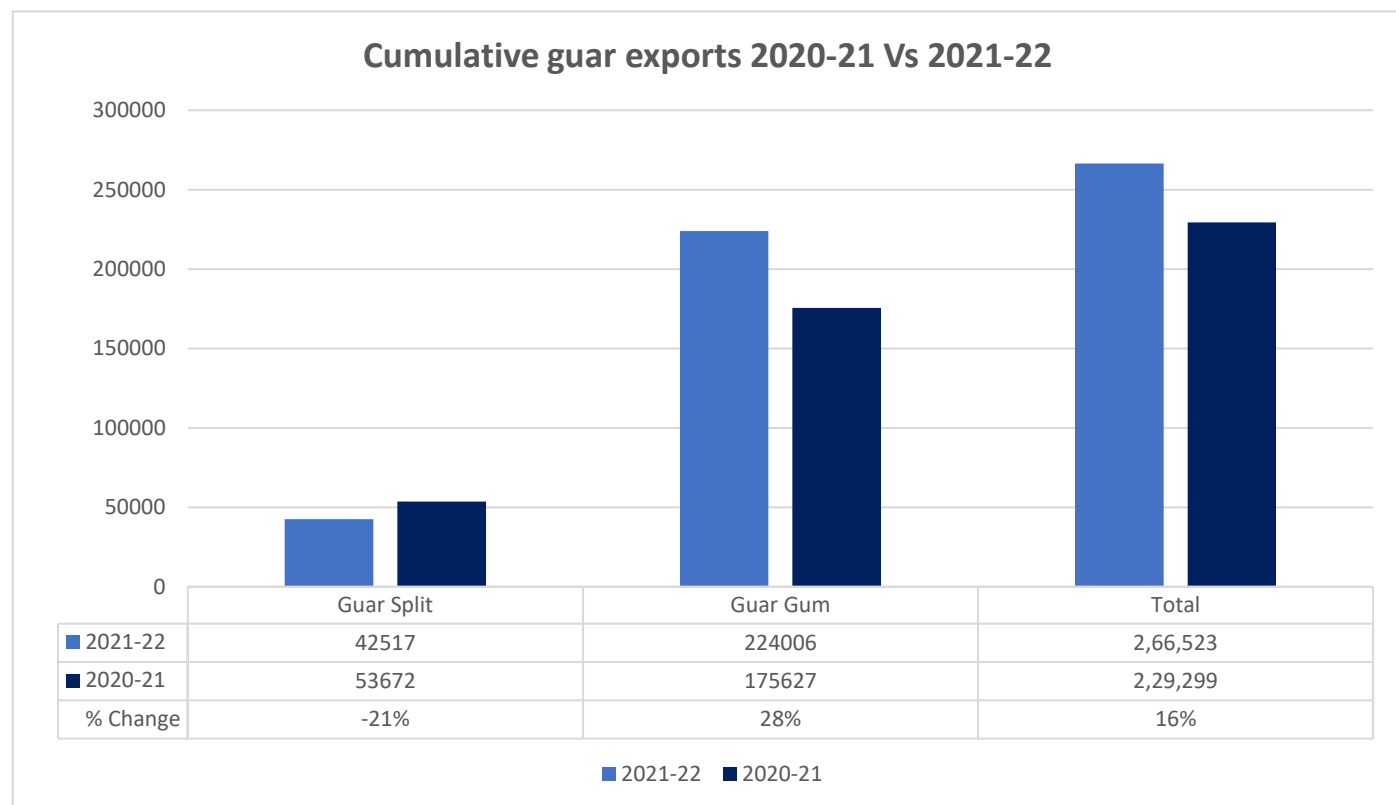
India's Guar split exports decreased in the month of July'2022 by 32% to 5,882 MT as compared to 8,620 MT previous month. However, the Guar split shipments up by 3.92% in July'22 compared to the same period last year. Out of the total exports, around 4,220 MT (71.74%) bought by China, 302 MT (9.98%) bought by USA.

**Guar Gum Exports:** India's Guar gum exports decreased in the month of July 2022 by 23% to 22,501 MT compared to 29,236 MT during previous month. However, the gum shipments were up by 36.12% in July 2022 compared to the same period last year. Out of the total exported quantity, around 5737 MT (25.50%)

Country	Qty in MT	% Share
Country	Quantity in (MT)	% Share
USA	5737	25.50%
RUSSIA	4077	18.12%
GERMANY	2270	10.09%
CHINA	1884	8.37%
BRAZIL	1055	4.69%
CANADA	906	4.03%
NETHERLANDS	746	3.32%
AUSTRALIA	618	2.74%
UAE	475	2.11%
ITALY	387	1.72%
Others	4347	19%
Total	22501	100%

was bought by the US, Russia bought 4077 MT (18.12%), China 1,884 MT (8.37%), and Germany 2,270 MT (10.09%). Export demand declined amid correction in crude oil prices. We expect Guar gum export in Aug'22 around 22,000-25,000 tonnes, as WTI crude oil corrected by 9.72% in Aug'22.

**Total Cumulative Guar exports** Oct-July'22 recorded up by 16% to 2.66 Lakh tonnes as compared to 2.29 Lakh tonnes previous year same period amid bullish crude oil prices and increase in oil rig count.



NCDEX-FUTURES MARKET – Guar Seed									
Contract	% chg	Open	High	Low	Close	Volume	Change	OI	Change
Sept-22	-0.68	5018	5069	4959	4990	9140	▼-5255	9285	▼-3175
Oct-22	-0.59	5080	5127	5020	5052	31705	▼-12760	36490	▲800

NCDEX-FUTURES MARKET- Guar Gum									
Contract	% chg	Open	High	Low	Close	Volume	Change	OI	Change
Sept-22	-0.56	9823	9900	9646	9728	3265	▼-4170	5035	▼-1460
Oct-22	-0.41	9925	10020	9750	9849	14235	▼-7605	37245	▲1660



Guar seed Stock Position:			
Stocks	Demat	In-Process	Total
	8-Sept-22	8-Sept-22	8-Sept-22
Bikaner	17192	0	17192
Deesa	10	0	10
Sri Ganganagar	617	0	617
Jodhpur	327	0	327
Nokha	0	0	0

Guar Gum Stock Position:			
Stocks	Demat	In-Process	Total
	8-Sept-22	8-Sept-22	8-Sept-22
Deesa	0	0	0
Bikaner	3511	0	3511
Jodhpur	9060	119	9179
Nokha	1483	40	1523
Sri Ganganagar	145	0	145

Churi and Korma Prices:		9-Sept-22
Commodity	Centre	Rs. /75 kg.
Churi	Jodhpur	1900
Korma	Jodhpur	3188

Guar seed EDD:					
	10-Sept-22	10-Oct-22	10-Nov-22	10-Dec-22	10-Jan-22
<b>Bikaner</b>	60	1062	3282	3147	6853
<b>Deesa</b>	-	-	-	10	-
<b>Sri Ganganagar</b>	20	110	320	266	90
<b>Jodhpur</b>	-	60	298	30	-
<b>Nokha</b>	-	-	-	-	-

Guar Gum EDD:					
	10-Sept-22	10-Oct-22	10-Nov-22	10-Dec-22	10-Jan-22
<b>Deesa</b>	-	-	-	-	-
<b>Bikaner</b>	55	399	656	578	668
<b>Jodhpur</b>	154	2056	2741	471	2355
<b>Nokha</b>	-	170	270	195	430
<b>Sri Ganganagar</b>	-	-	10	-	20



### Guar Seed Prices at Key Spot Markets:

Commodity	District	Centre	Prices (Rs/Qtl)		Change
			9-Sep-22	8-Sep-22	
Guar Seed					
Rajasthan	Jodhpur	Jodhpur (Loose)	4850	4850	Unch
		Jodhpur (Delivery)	5093	5093	Unch
	Sri-Ganganagar	Sri-Ganganagar (Loose)	4500	4550	-50
		Sri-Ganganagar (Delivery)	4650	4700	-50
		Rawla (Loose)	NA	4495	-
		Gharsana (Loose)	NA	-	-
		Raisinghnagar (Loose)	NA	4510	-
	Bikaner	Bikaner (Loose)	4850	4850	Unch
		Bikaner (Delivery)	5093	5093	Unch
		Nokha (Loose)	4850	4850	Unch
		Nokha (Delivery)	5093	5093	Unch
		Khajuwala (Loose)	4600	4700	-100
		Khajuwala (Delivery)	4830	4935	-105
		Lunkaransar (Loose)	4750	4800	-50
	Hanumangarh	Hanumangarh (Loose)	4500	4500	Unch
		Hanumangarh (Delivery)	4725	4725	Unch
		Nohar (Loose)	NA	-	-
		Pilibanga (Loose)	NA	-	-
	Nagaur	Nagaur (Loose)	NA	4900	-
	Churu	Churu (Delivery)	5100	5100	Unch
	Alwar	Alwar (Loose)	4700	4700	Unch
Haryana	Hisar	Adampur (Loose)	4700	4700	Unch
		Adampur (Delivery)	4935	4935	Unch
	Bhiwani	Bhiwani (Delivery)	4900	4900	Unch
		Siwani (Loose)	5050	5050	Unch
	Sirsa	Sirsa (Loose)	4800	4800	Unch
		Dhabwali (Loose)	NA	NA	-
		Dhabwali (Delivery)	NA	NA	-
		Ellanabad (Loose)	NA	4375	-
	Fatehabad	Fatehabad (Loose)	NA	-	-
Gujarat	Banaskantha	Deesa (Loose)	NA	-	-
	Patan	Patan (Loose)	NA	4275	-
	Rajkot	Rajkot (Loose)	4840	4800	40
	Jamnagar	Dhrol (Loose)	NA	4295	-
Madhya Pradesh	Gwalior	Dabra (Loose)	NA	-	-
Guar Gum					



Rajasthan	Jodhpur	Jodhpur	10000	9900	100
	Alwar	Alwar	10000	10000	Unch
	Hanumangarh	Nohar	NA	-	-
Haryana	Bhiwani	Bhiwani	9900	9900	Unch
	Sirsa	Sirsa	9900	10000	-100
		Dhabwali	NA	NA	-
		Ellanabad	NA	-	-
	Fatehabad	Fatehabad	NA	-	-

Guar Seed Arrivals in Key Centers					
Commodity	District	Centre	Arrivals (Quintals)		Change
Guar Seed			9-Sep-22	8-Sep-22	
Rajasthan	Jodhpur	Jodhpur	NA	0	-
	Sri-Ganganagar	Sri-Ganganagar	200	200	Unch
		Rawla	NA	3	-
		Gharsana	NA	0	-
		Raisinghnagar	NA	60	-
	Bikaner	Bikaner	300	400	-100
		Nokha	100	150	-50
		Khajuwala	200	100	100
		Lunkaransar	500	600	-100
	Hanumangarh	Hanumangarh	20	20	Unch
		Nohar	NA	0	-
		Pilibanga	NA	0	-
	Nagaur	Nagaur	NA	137	-
	Churu	Churu	400	400	Unch
	Alwar	Alwar	NA	NA	-
Haryana	Hisar	Adampur	500	NA	-
	Bhiwani	Bhiwani	NA	0	-
		Siwani	300	400	-100
	Sirsa	Sirsa	200	250	-50
		Dhabwali	NA	NA	-
		Ellanabad	NA	16	-
	Fatehabad	Fatehabad	NA	0	-
Gujarat	Banaskantha	Deesa	NA	0	-
	Patan	Patan	NA	3	-
	Rajkot	Rajkot	350	45	305
	Jamnagar	Dhrol	NA	1	-
Madhya Pradesh	Gwalior	Dabra	NA	0	-



Total Arrivals/Above Markets	3070	2785	285
------------------------------	------	------	-----

**Disclaimer**

The information and opinions contained in the document have been compiled from sources believed to be reliable. The company does not warrant its accuracy, completeness and correctness. Use of data and information contained in this report is at your own risk. This document is not, and should not be construed as, an offer to sell or solicitation to buy any commodities. This document may not be reproduced, distributed or published, in whole or in part, by any recipient hereof for any purpose without prior permission from the Company. IASL and its affiliates and/or their officers, directors and employees may have positions in any commodities mentioned in this document (or in any related investment) and may from time to time add to or dispose of any such commodities (or investment). Please see the detailed disclaimer at <http://www.agriwatch.com/Disclaimer.asp> © 2022 Indian Agribusiness Systems Limited