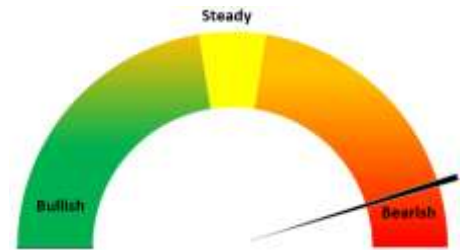


Today's Update

Today, Guar seed Jodhpur delivery prices went marginally up by 0.2% to Rs. 4998/Qtl. amid weather concern in key growing districts. However, in other cash markets, Guar seed traded with mixed bias. In Rajasthan, arrivals recorded at 1775 qtl. Vs 1510 qtl. previous day. In Haryana, arrivals recorded at 1000 qtl Vs 1175 qtl. previous day. Jodhpur Guar seed delivery prices are expected to trade range bound with weak bias in the range of Rs. 4800-5200/Qtl in near term amid higher production expectation.



As per the sources, there has been significant yield loss in Guar crop in the key districts of Haryana. The major factor behind yield loss is said to be anomalies in the temperature and sudden heat ahead of harvesting period.

Haryana Districts	Cumulative Rainfall Departure (%) 1st June to 8th Sep'22 In Haryana Districts	
Bhiwani	<div style="width: 23%;"></div>	-23%
Hisar	<div style="width: 13%;"></div>	13%
Sirsa	<div style="width: 37%;"></div>	37%
Haryana	<div style="width: 14%;"></div>	-14%

As per sources there is low rainfall condition in the western regions of Rajasthan, if this situation persists till first fortnight of September, then a damage of 15-20% in the crop may occur, and a significant yield loss is likely to underpin guar prices.

Weather and sowing Updates

As of 24th Aug '22, According to the Department of Agriculture, Rajasthan, Guar sowing is up by 50% at 30.79 Lakh hectare as compared to 20.48 Lakh hectare previous year same period. This season sowing area is high due to early rains and better returns.

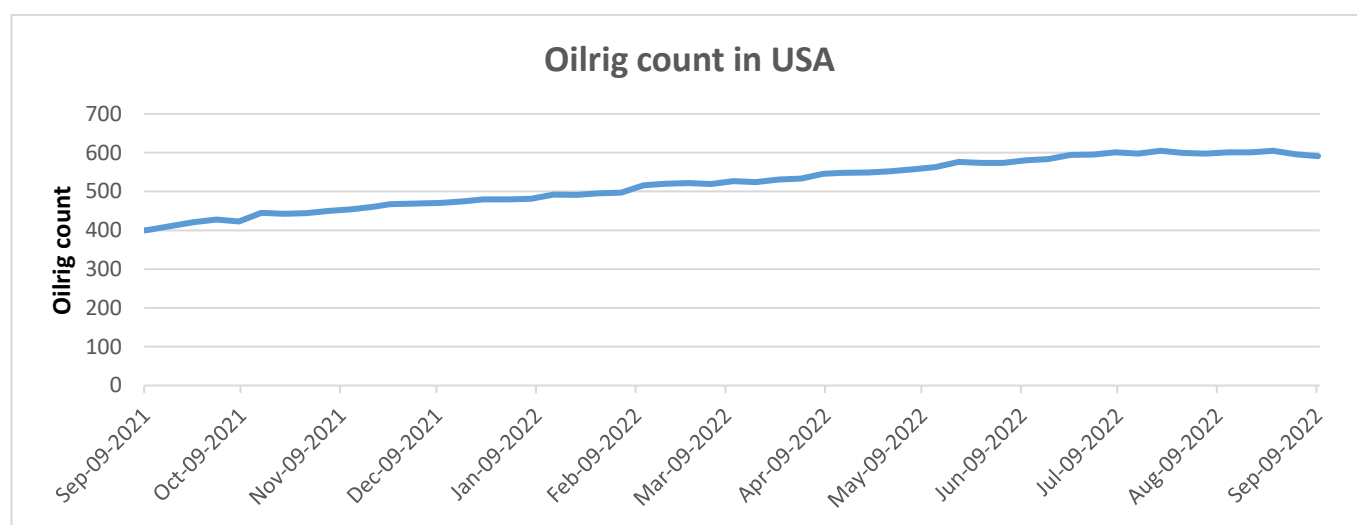
In western Rajasthan, from 1st June to 13th Sep'2022 Cumulative rainfall recorded up by 61%. Higher acreage amid good rainfall kept Guar seed and gum prices under pressure. The prices have corrected by more than 20% since April due to forecast of normal rains and improved area under Guar seed.

Western Rajasthan Districts	Cumulative Rainfall Departure (%) 1st June to 13th Sep'22 In Western Rajasthan Districts
Ganganagar	106%
Bikaner	84%
Jaisalmer	103%
Barmer	75%
Jodhpur	62%
Churu	44%
Nagaur	41%
Jalor	54%
Hanumangarh	28%
Pali	6%
West Rajasthan	61%
Rajasthan	34%

Guar seed sowing progress 2022-23			
State	Area of Kharif-2021 During Corresponding Period	Progressive Area of Kharif 2022	% change over previous year
Rajasthan (As on 24 Aug'22)	20.48	30.79	50%
Gujarat (As on 22 Aug'22)	1.09	1.03	-6%
Source: State government		Area in Lakh Ha	

Oil Rig count

As on 9th Sep'2022, as per data released by Baker Hughes, the number of oilrigs in USA decreased by 5 from 596 in the previous week to 591 this week.



WTI Crude oil 12th Sep'22	% Change
12th Sep'22	4.59%
1 Week	2.48%
Month till date	-0.39%

Guar Split Exports

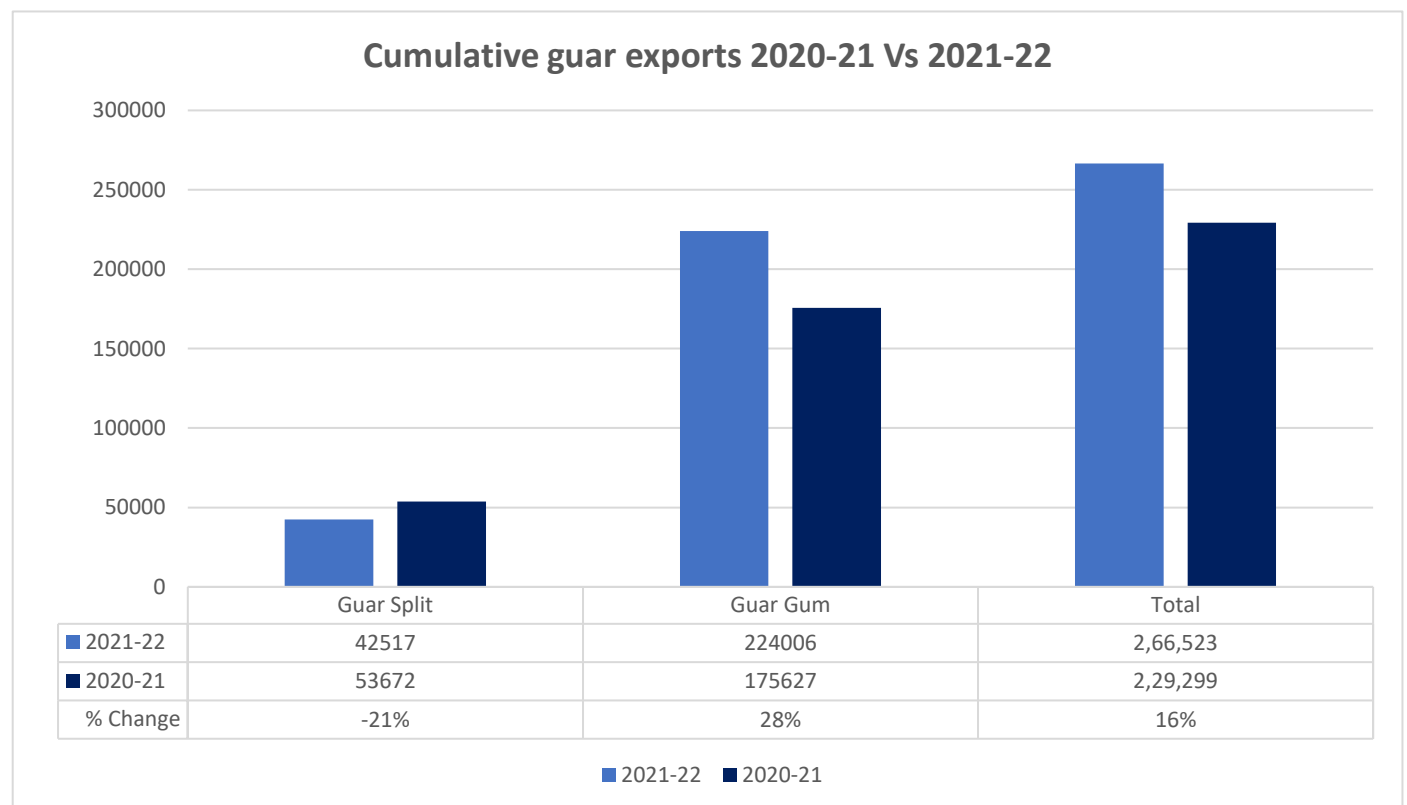
India's Guar split exports decreased in the month of July'2022 by 32% to 5,882 MT as compared to 8,620 MT previous month. However, the Guar split shipments up by 3.92% in July'22 compared to the same period last year. Out of the total exports, around 4,220 MT (71.74%) bought by China, 302 MT (9.98%) bought by USA.

Country	Qty in MT	% Share
CHINA	4220	71.74%
USA	960	16.32%
MEXICO	302.4	5.14%
RUSSIA	200	3.40%
SWITZERLAND	120	2.04%
NETHERLANDS	80	1.36%
Grand Total	5882.4	100.00%

Guar Gum Exports: India's Guar gum exports decreased in the month of July 2022 by 23% to 22,501 MT compared to 29,236 MT during previous month. However, the gum shipments were up by 36.12% in July 2022 compared to the same period last year. Out of the total exported quantity, around 5737 MT (25.50%) was bought by the US, Russia bought 4077 MT (18.12%), China 1,884 MT (8.37%), and Germany 2,270 MT (10.09%). Export demand declined amid correction in crude oil prices. We expect Guar gum export in Aug'22 around 22,000-25,000 tonnes, as WTI crude oil corrected by 9.72% in Aug'22.

Country	Quantity in (MT)	% Share
USA	5737	25.50%
RUSSIA	4077	18.12%
GERMANY	2270	10.09%
CHINA	1884	8.37%
BRAZIL	1055	4.69%
CANADA	906	4.03%
NETHERLANDS	746	3.32%
AUSTRALIA	618	2.74%
UAE	475	2.11%
ITALY	387	1.72%
Others	4347	19%
Total	22501	100%

Total Cumulative Guar exports Oct-July'22 recorded up by 16% to 2.66 Lakh tonnes as compared to 2.29 Lakh tonnes previous year same period amid bullish crude oil prices and increase in oil rig count.





NCDEX-FUTURES MARKET – Guar Seed

Contract	% chg	Open	High	Low	Close	Volume	Change	OI	Change
Sept-22	+3.15	4924	5100	4920	5071	2910	▼-2770	4940	▼-1680
Oct-22	+3.10	4952	5147	4944	5122	29505	▲2955	41575	▲1845

NCDEX-FUTURES MARKET- Guar Gum

Contract	% chg	Open	High	Low	Close	Volume	Change	OI	Change
Sept-22	+2.30	9538	9780	9543	9757	1745	▼-750	1075	▼-1345
Oct-22	+2.26	9672	9920	9622	9874	11715	▲1030	39935	▲995

Guar seed Stock Position:

Stocks	Demat	In-Process	Total
	13-Sept-22	13-Sept-22	13-Sept-22
Bikaner	15662	0	15662
Deesa	10	0	10
Sri Ganganagar	279	0	279
Jodhpur	348	0	348
Nokha	0	0	0

Guar Gum Stock Position:

Stocks	Demat	In-Process	Total
	13-Sept-22	13-Sept-22	13-Sept-22
Deesa	0	0	0
Bikaner	3407	0	3407
Jodhpur	8682	324	9006
Nokha	1463	10	1473
Sri Ganganagar	145	0	145



Churi and Korma Prices:		14-Sept-22
Commodity	Centre	Rs. /75 kg.
Churi	Jodhpur	1900
Korma	Jodhpur	3188

Guar seed EDD:					
	10-Sept-22	10-Oct-22	10-Nov-22	10-Dec-22	10-Jan-22
Bikaner	0	1062	2759	3102	5969
Deesa	-	-	-	10	-
Sri Ganganagar	-	85	119	110	60
Jodhpur	-	60	298	30	-
Nokha	-	-	-	-	-

Guar Gum EDD:					
	10-Sept-22	10-Oct-22	10-Nov-22	10-Dec-22	10-Jan-22
Deesa	-	-	-	-	-
Bikaner	-	229	656	529	668
Jodhpur	-	1733	2642	471	2355
Nokha	-	50	270	195	430
Sri Ganganagar	-	-	10	-	20



Guar Seed Prices at Key Spot Markets:

Commodity	District	Centre	Prices (Rs/Qtl)		Change
			14-Sep-22	13-Sep-22	
Guar Seed					
Rajasthan	Jodhpur	Jodhpur (Loose)	4760	4750	10
		Jodhpur (Delivery)	4998	4988	11
	Sri-Ganganagar	Sri-Ganganagar (Loose)	4600	4500	100
		Sri-Ganganagar (Delivery)	4750	4650	100
		Rawla (Loose)	NA	4485	-
		Gharsana (Loose)	NA	NA	-
		Raisinghnagar (Loose)	NA	4586	-
	Bikaner	Bikaner (Loose)	4650	4700	-50
		Bikaner (Delivery)	4883	4935	-53
		Nokha (Loose)	4650	4750	-100
		Nokha (Delivery)	4883	4988	-105
		Khajuwala (Loose)	4700	4750	-50
		Khajuwala (Delivery)	4935	4988	-53
		Lunkaransar (Loose)	4750	4750	Unch
	Hanumangarh	Hanumangarh (Loose)	4500	4500	Unch
		Hanumangarh (Delivery)	4725	4725	Unch
		Nohar (Loose)	NA	NA	-
		Pilibanga (Loose)	NA	NA	-
	Nagaur	Nagaur (Loose)	NA	4700	-
	Churu	Churu (Delivery)	4900	4950	-50
	Alwar	Alwar (Loose)	4600	4700	-100
Haryana	Hisar	Adampur (Loose)	4550	4800	-250
		Adampur (Delivery)	4778	5040	-263
	Bhiwani	Bhiwani (Delivery)	4900	4950	-50
		Siwani (Loose)	5000	5020	-20
	Sirsa	Sirsa (Loose)	4660	4740	-80
		Dhabwali (Loose)	NA	4795	-
		Dhabwali (Delivery)	NA	4795	-
		Ellanabad (Loose)	NA	4310	-
	Fatehabad	Fatehabad (Loose)	NA	NA	-
Gujarat	Banaskantha	Deesa (Loose)	NA	NA	-
	Patan	Patan (Loose)	3380	NA	-
	Rajkot	Rajkot (Loose)	4865	4855	10
	Jamnagar	Dhrol (Loose)	NA	NA	-
Madhya Pradesh	Gwalior	Dabra (Loose)	NA	NA	-
Guar Gum					



Rajasthan	Jodhpur	Jodhpur	9700	9800	-100
	Alwar	Alwar	9800	9900	-100
	Hanumangarh	Nohar	NA	NA	-
Haryana	Bhiwani	Bhiwani	9800	9830	-30
	Sirsa	Sirsa	9700	9800	-100
		Dhabwali	NA	-	-
		Ellanabad	NA	-	-
	Fatehabad	Fatehabad	NA	NA	-

Guar Seed Arrivals in Key Centers					
Commodity	District	Centre	Arrivals (Quintals)		Change
Guar Seed			14-Sep-22	13-Sep-22	
Rajasthan	Jodhpur	Jodhpur	NA	NA	-
	Sri-Ganganagar	Sri-Ganganagar	200	200	Unch
		Rawla	NA	39	-
		Gharsana	NA	NA	-
		Raisinghnagar	NA	147	-
	Bikaner	Bikaner	200	300	-100
		Nokha	100	100	Unch
		Khajuwala	250	200	50
		Lunkaransar	500	400	100
	Hanumangarh	Hanumangarh	25	10	15
		Nohar	NA	NA	-
		Pilibanga	NA	NA	-
	Nagaur	Nagaur	NA	87	-
	Churu	Churu	500	300	200
	Alwar	Alwar	NA	NA	-
Haryana	Hisar	Adampur	400	500	-100
	Bhiwani	Bhiwani	NA	NA	-
		Siwani	500	400	100
	Sirsa	Sirsa	100	275	-175
		Dhabwali	NA	91	-
		Ellanabad	NA	115	-
	Fatehabad	Fatehabad	NA	NA	-
Gujarat	Banaskantha	Deesa	NA	NA	-
	Patan	Patan	1	NA	-
	Rajkot	Rajkot	50	70	-20
	Jamnagar	Dhrol	NA	NA	-

Madhya Pradesh	Gwalior	Dabra	NA	NA	-
Total Arrivals/Above Markets			2826	3234	-408

Disclaimer

The information and opinions contained in the document have been compiled from sources believed to be reliable. The company does not warrant its accuracy, completeness and correctness. Use of data and information contained in this report is at your own risk. This document is not, and should not be construed as, an offer to sell or solicitation to buy any commodities. This document may not be reproduced, distributed or published, in whole or in part, by any recipient hereof for any purpose without prior permission from the Company. IASL and its affiliates and/or their officers, directors and employees may have positions in any commodities mentioned in this document (or in any related investment) and may from time to time add to or dispose of any such commodities (or investment). Please see the detailed disclaimer at <http://www.agriwatch.com/Disclaimer.asp> © 2022 Indian Agribusiness Systems Limited