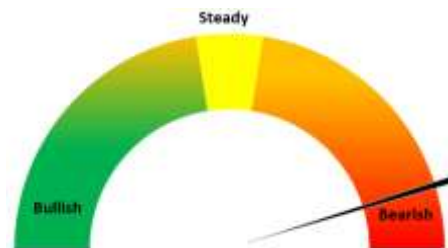


### Today's Update

Today, Guar seed Jodhpur delivery prices went up by 2.9% to Rs. 5145/Qtl. amid weather concern in key growing districts. However, in other cash markets, Guar seed traded with mixed bias. In Rajasthan, arrivals recorded at 1280 qtl. Vs 1775 qtl. previous day. In Haryana, arrivals recorded at 1100 qtl. Vs 1000 qtl. previous day. Jodhpur Guar seed delivery prices are expected to trade range bound with weak bias in the range of Rs. 4800-5200/Qtl in near term amid higher production expectation.



As per the sources, there has been significant yield loss in Guar crop in the key districts of Haryana. The major factor behind yield loss is said to be anomalies in the temperature and sudden heat ahead of harvesting period.

Haryana Districts	Cumulative Rainfall Departure (%) 1st June to 15th Sep'22 In Haryana Districts	
Bhiwani	<div style="width: 28%;"></div>	-28%
Hisar	<div style="width: 7%;"></div>	7%
Sirsa	<div style="width: 31%;"></div>	31%
Haryana	<div style="width: 18%;"></div>	-18%

As per sources there is low rainfall condition in the western regions of Rajasthan, if this situation persists till first fortnight of September, then a damage of 15-20% in the crop may occur, and a significant yield loss is likely to underpin guar prices.

### Weather and sowing Updates

As of 24th Aug '22, According to the Department of Agriculture, Rajasthan, Guar sowing is up by 50% at 30.79 Lakh hectare as compared to 20.48 Lakh hectare previous year same period. This season sowing area is high due to early rains and better returns.

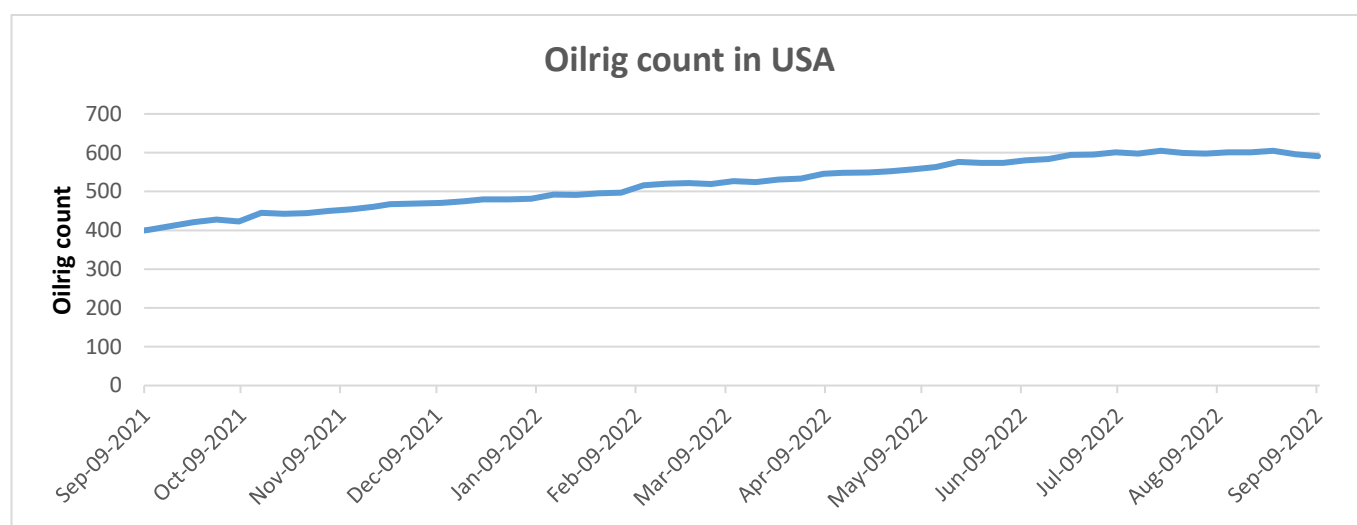
In western Rajasthan, from 1<sup>st</sup> June to 15<sup>th</sup> Sep'2022 Cumulative rainfall recorded up by 60%. Higher acreage amid good rainfall kept Guar seed and gum prices under pressure. The prices have corrected by more than 20% since April due to forecast of normal rains and improved area under Guar seed.

Western Rajasthan Districts	Cumulative Rainfall Departure (%) 1st June to 15th Sep'22 In Western Rajasthan Districts
Ganganagar	105%
Jaisalmer	104%
Bikaner	82%
Barmer	75%
Jodhpur	61%
Jalor	55%
Churu	43%
Nagaur	41%
Hanumangarh	27%
Pali	6%
West Rajasthan	60%
Rajasthan	35%

Guar seed sowing progress 2022-23			
State	Area of Kharif-2021 During Corresponding Period	Progressive Area of Kharif 2022	% change over previous year
Rajasthan (As on 24 Aug'22)	20.48	30.79	50%
Gujarat (As on 22 Aug'22)	1.09	1.03	-6%
Source: State government		Area in Lakh Ha	

### Oil Rig count

As on 9<sup>th</sup> Sep'2022, as per data released by Baker Hughes, the number of oilrigs in USA decreased by 5 from 596 in the previous week to 591 this week.



WTI Crude oil 12th Sep'22	% Change
12th Sep'22	4.59%
1 Week	2.48%
Month till date	-0.39%

### Guar Split Exports

India's Guar split exports decreased in the month of July'2022 by 32% to 5,882 MT as compared to 8,620 MT previous month. However, the Guar split shipments up by 3.92% in July'22 compared to the same period last year. Out of the total exports, around 4,220 MT (71.74%) bought by China, 302 MT (9.98%) bought by USA.

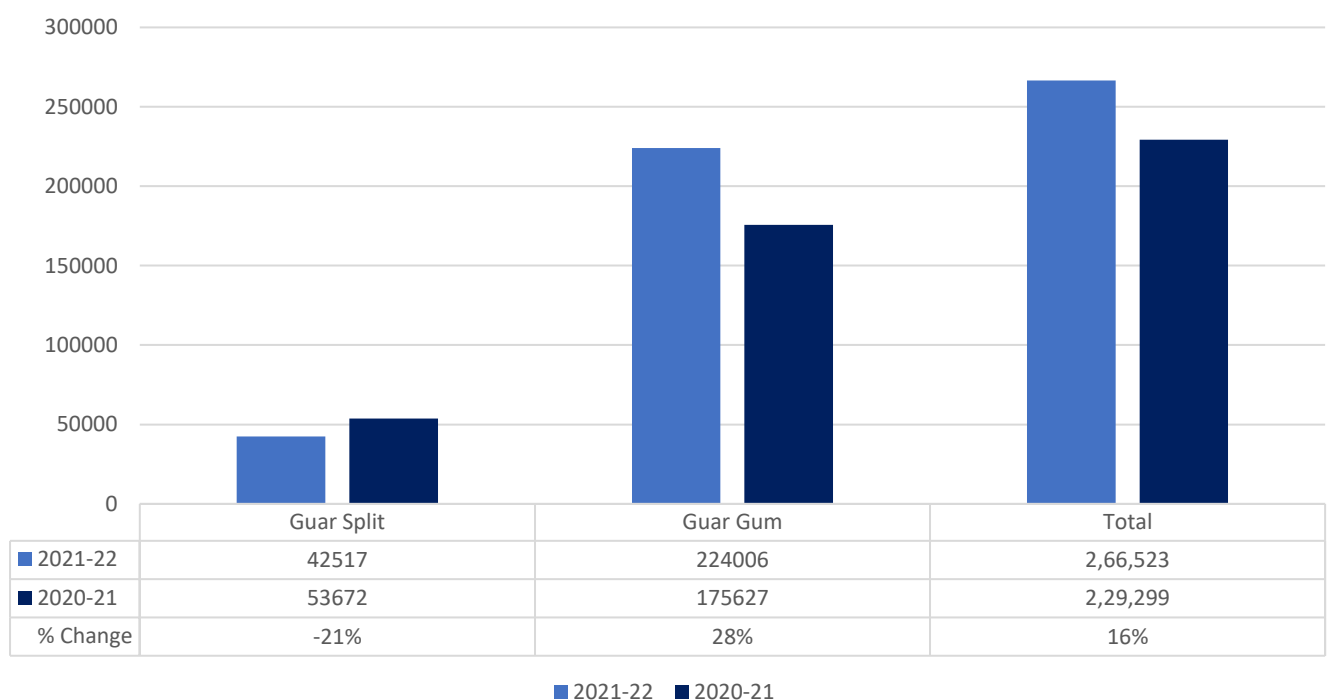
Country	Qty in MT	% Share
CHINA	4220	71.74%
USA	960	16.32%
MEXICO	302.4	5.14%
RUSSIA	200	3.40%
SWITZERLAND	120	2.04%
NETHERLANDS	80	1.36%
Grand Total	5882.4	100.00%

**Guar Gum Exports:** India's Guar gum exports decreased in the month of July 2022 by 23% to 22,501 MT compared to 29,236 MT during previous month. However, the gum shipments were up by 36.12% in July 2022 compared to the same period last year. Out of the total exported quantity, around 5737 MT (25.50%) was bought by the US, Russia bought 4077 MT (18.12%), China 1,884 MT (8.37%), and Germany 2,270 MT (10.09%). Export demand declined amid correction in crude oil prices. We expect Guar gum export in Aug'22 around 22,000-25,000 tonnes, as WTI crude oil corrected by 9.72% in Aug'22.

Country	Quantity in (MT)	% Share
USA	5737	25.50%
RUSSIA	4077	18.12%
GERMANY	2270	10.09%
CHINA	1884	8.37%
BRAZIL	1055	4.69%
CANADA	906	4.03%
NETHERLANDS	746	3.32%
AUSTRALIA	618	2.74%
UAE	475	2.11%
ITALY	387	1.72%
Others	4347	19%
<b>Total</b>	<b>22501</b>	<b>100%</b>

**Total Cumulative Guar exports** Oct-July'22 recorded up by 16% to 2.66 Lakh tonnes as compared to 2.29 Lakh tonnes previous year same period amid bullish crude oil prices and increase in oil rig count.

**Cumulative guar exports 2020-21 Vs 2021-22**





### NCDEX-FUTURES MARKET – Guar Seed

Contract	% chg	Open	High	Low	Close	Volume	Change	OI	Change
Sept-22	+2.54	5128	5250	5128	5200	500	▼-2410	4890	▼-50
Oct-22	+2.32	5143	5285	5135	5241	34470	▲4965	42300	▲725

### NCDEX-FUTURES MARKET- Guar Gum

Contract	% chg	Open	High	Low	Close	Volume	Change	OI	Change
Sept-22	+2.03	9919	10130	9919	9955	105	▼-1640	400	▼-675
Oct-22	+2.80	9932	10240	9927	10150	15025	▲3310	41345	▲1410

#### Guar seed Stock Position:

Stocks	Demat	In-Process	Total
	14-Sept-22	14-Sept-22	14-Sept-22
Bikaner	15662	0	15662
Deesa	10	0	10
Sri Ganganagar	279	0	279
Jodhpur	348	0	348
Nokha	0	0	0

#### Guar Gum Stock Position:

Stocks	Demat	In-Process	Total
	14-Sept-22	14-Sept-22	14-Sept-22
Deesa	0	0	0
Bikaner	3407	0	3407
Jodhpur	8682	324	9006
Nokha	1463	10	1473
Sri Ganganagar	145	0	145



Churi and Korma Prices:		15-Sept-22
Commodity	Centre	Rs. /75 kg.
Churi	Jodhpur	1900
Korma	Jodhpur	3188

Guar seed EDD:					
	10-Sept-22	10-Oct-22	10-Nov-22	10-Dec-22	10-Jan-22
Bikaner	0	1062	2759	3102	5969
Deesa	-	-	-	10	-
Sri Ganganagar	-	85	119	110	60
Jodhpur	-	60	298	30	-
Nokha	-	-	-	-	-

Guar Gum EDD:					
	10-Sept-22	10-Oct-22	10-Nov-22	10-Dec-22	10-Jan-22
Deesa	-	-	-	-	-
Bikaner	-	229	656	529	668
Jodhpur	-	1733	2642	471	2355
Nokha	-	50	270	195	430
Sri Ganganagar	-	-	10	-	20



### Guar Seed Prices at Key Spot Markets:

Commodity	District	Centre	Prices (Rs/Qtl)		Change
			15-Sep-22	14-Sep-22	
Guar Seed					
Rajasthan	Jodhpur	Jodhpur (Loose)	4900	4760	140
		Jodhpur (Delivery)	5145	4998	147
	Sri-Ganganagar	Sri-Ganganagar (Loose)	4700	4600	100
		Sri-Ganganagar (Delivery)	4850	4750	100
		Rawla (Loose)	NA	4605	-
		Gharsana (Loose)	NA	4665	-
		Raisinghnagar (Loose)	NA	4685	-
	Bikaner	Bikaner (Loose)	4750	4650	100
		Bikaner (Delivery)	4988	4883	105
		Nokha (Loose)	4850	4650	200
		Nokha (Delivery)	5093	4883	210
		Khajuwala (Loose)	4850	4700	150
		Khajuwala (Delivery)	5093	4935	158
		Lunkaransar (Loose)	5000	4750	250
	Hanumangarh	Hanumangarh (Loose)	4525	4500	25
		Hanumangarh (Delivery)	4751	4725	26
		Nohar (Loose)	NA	-	-
		Pilibanga (Loose)	NA	-	-
	Nagaur	Nagaur (Loose)	NA	4740	-
	Churu	Churu (Delivery)	5000	4900	100
	Alwar	Alwar (Loose)	4700	4600	100
Haryana	Hisar	Adampur (Loose)	4970	4550	420
		Adampur (Delivery)	5219	4778	441
	Bhiwani	Bhiwani (Delivery)	5000	4900	100
		Siwani (Loose)	5100	5000	100
	Sirsa	Sirsa (Loose)	4915	4660	255
		Dhabwali (Loose)	NA	-	-
		Dhabwali (Delivery)	NA	-	-
		Ellanabad (Loose)	NA	4350	-
	Fatehabad	Fatehabad (Loose)	NA	-	-
Gujarat	Banaskantha	Deesa (Loose)	NA	-	-
	Patan	Patan (Loose)	NA	3380	-
	Rajkot	Rajkot (Loose)	-	4865	-
	Jamnagar	Dhrol (Loose)	NA	-	-
Madhya Pradesh	Gwalior	Dabra (Loose)	NA	-	-
Guar Gum					



Rajasthan	Jodhpur	Jodhpur	10100	9700	400
	Alwar	Alwar	10000	9800	200
	Hanumangarh	Nohar	NA	-	-
Haryana	Bhiwani	Bhiwani	10000	9800	200
	Sirsa	Sirsa	10100	9700	400
		Dhabwali	NA	-	-
		Ellanabad	NA	-	-
	Fatehabad	Fatehabad	NA	-	-

Guar Seed Arrivals in Key Centers					
Commodity	District	Centre	Arrivals (Quintals)		Change
Guar Seed			15-Sep-22	14-Sep-22	
Rajasthan	Jodhpur	Jodhpur	NA	0	-
	Sri-Ganganagar	Sri-Ganganagar	150	200	-50
		Rawla	NA	178	-
		Gharsana	NA	20	-
		Raisinghnagar	NA	27	-
	Bikaner	Bikaner	200	200	Unch
		Nokha	150	100	50
		Khajuwala	50	250	-200
		Lunkaransar	300	500	-200
	Hanumangarh	Hanumangarh	30	25	5
		Nohar	NA	0	-
		Pilibanga	NA	0	-
	Nagaur	Nagaur	NA	47	-
	Churu	Churu	400	500	-100
	Alwar	Alwar	NA	0	-
Haryana	Hisar	Adampur	450	400	50
	Bhiwani	Bhiwani	NA	0	-
		Siwani	500	500	Unch
	Sirsa	Sirsa	150	100	50
		Dhabwali	NA	0	-
		Ellanabad	NA	120	-
	Fatehabad	Fatehabad	NA	0	-
Gujarat	Banaskantha	Deesa	NA	0	-
	Patan	Patan	NA	1	-
	Rajkot	Rajkot	110	50	60
	Jamnagar	Dhrol	NA	0	-

Madhya Pradesh	Gwalior	Dabra	NA	0	-
Total Arrivals/Above Markets			2490	3218	-728

**Disclaimer**

The information and opinions contained in the document have been compiled from sources believed to be reliable. The company does not warrant its accuracy, completeness and correctness. Use of data and information contained in this report is at your own risk. This document is not, and should not be construed as, an offer to sell or solicitation to buy any commodities. This document may not be reproduced, distributed or published, in whole or in part, by any recipient hereof for any purpose without prior permission from the Company. IASL and its affiliates and/or their officers, directors and employees may have positions in any commodities mentioned in this document (or in any related investment) and may from time to time add to or dispose of any such commodities (or investment). Please see the detailed disclaimer at <http://www.agriwatch.com/Disclaimer.asp> © 2022 Indian Agribusiness Systems Limited