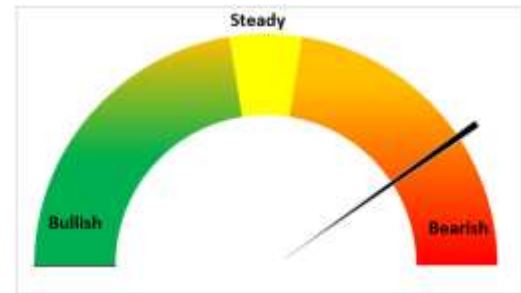


Today's Update

Today, Guar seed Jodhpur delivery prices marginally went marginally down by 0.4% at Rs. 5303/Qtl. amid weather concern in key growing districts. However, in other cash markets, Guar seed traded with mixed bias. In Rajasthan, arrivals recorded at 2100 qtl. Vs 1950 qtl. previous day. In Haryana, arrivals recorded at 900 qtl. Vs 400 qtl. previous day. Jodhpur Guar seed delivery prices are expected to rebound and trade in the range of Rs. 5200-5400/Qtl in near term amid non-conductive weather condition in Rajasthan and Haryana.



As per the sources, the crop loss in the Hanumangarh and Sriganganagar regions is estimated to be about 40-50%.

The market made high in April'22 above 6800 and then corrected from there by almost more than 30% till the last week of August and made low near 4500 and since then rebounded by more than 15% to above 5100 over the last 16 trading days on non-conductive weather condition and expected yield loss in key guar growing districts of Rajasthan and Haryana. In the upcoming weeks or days weather conditions will set the tone of the further movement of the market.

Guar Split Exports

India's Guar split exports increased in the month of Aug'2022 by 10% to 6,465 MT as compared to 5,882 MT previous month. However, the Guar split shipments up by 205% in Aug'22 compared to the same period last year. Out of the total exports, around 5,280 MT (81.7%) bought by China, 500 MT (7.7%) bought by USA.

Countries	Guar Split exported in MT	Guar Split Export % Share
CHINA	5280	81.7%
USA	500	7.7%
SWITZERLAND	360	5.6%
NETHERLANDS	300	4.6%
MEXICO	25.2	0.4%
Total	6465.2	100%

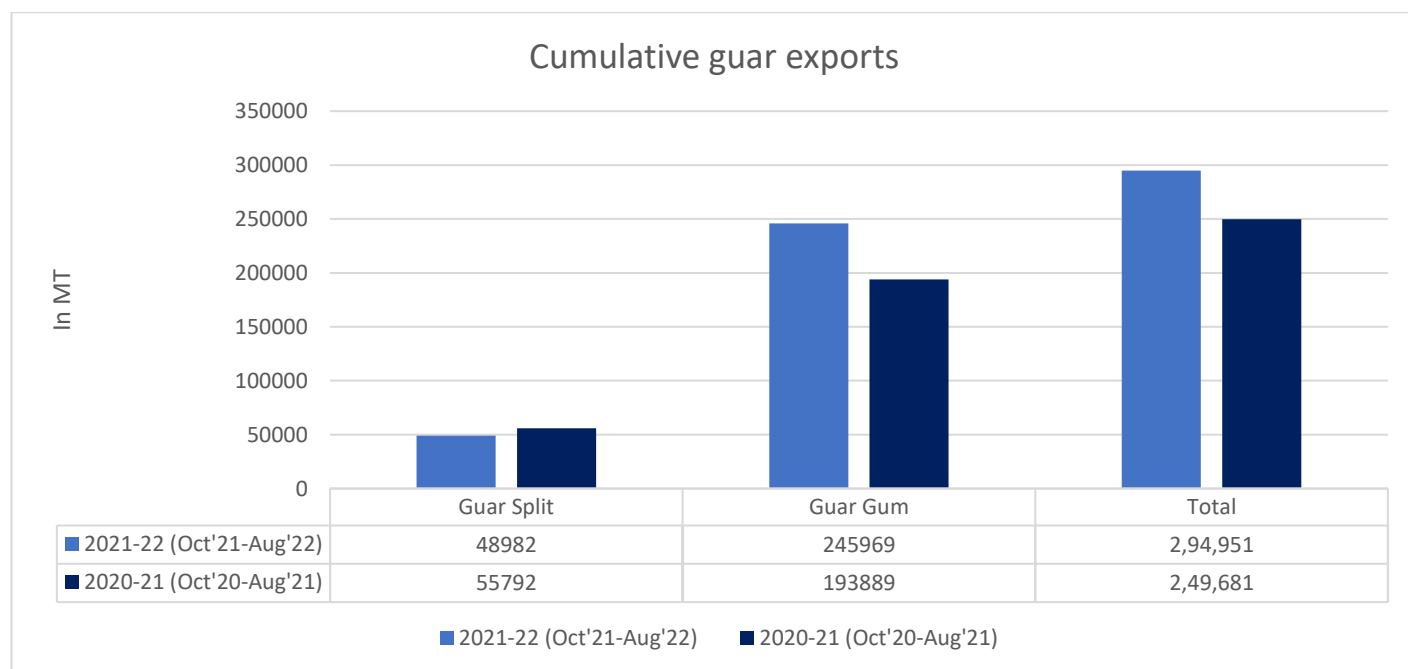
Guar Gum Exports: India's Guar gum exports decreased in the month of August 2022 by 2.39% to 21,963 MT compared to 22,501 MT during previous month. However, the gum shipments were up by 20.27% in August 2022 compared to the same period last year. Out of the total exported quantity, around 4,875 MT (23.66%) was bought by the US, Russia bought 5,196 MT (23.66%), China 1,476 MT (6.72%), and Germany 2,483 MT (11.31%). We expect Guar gum export in Sept'22 around 24,000-25,000 tonnes.

Countries	Quantity in MT	% Share
RUSSIA	5196	23.66%
USA	4875	22.20%
GERMANY	2483	11.31%
CHINA	1476	6.72%
CANADA	768	3.50%
ITALY	704	3.20%
NETHERLANDS	689	3.14%
FRANCE	475	2.16%
INDONESIA	409	1.86%
AUSTRALIA	399	1.82%
BRAZIL	358	1.63%
UNITED KINGDOM	357	1.62%
UAE	350	1.59%
THAILAND	318	1.45%
SOUTH KOREA	298	1.36%
JAPAN	284	1.29%
DENMARK	256	1.17%
SOUTH AFRICA	251	1.14%
OTHERS	2017	9.18%
TOTAL	21963	100%

Total Cumulative Guar exports

Oct-Aug'22 recorded up by 18% to 2.94 Lakh tonnes as compared to 2.49 Lakh tonnes previous year same period amid bullish crude oil prices and increase in oil rig count.

Attributes	2021-22 (Oct'21-Aug'22)	2020-21 (Oct'20-Aug'21)	% Change
Guar Split	48982	55792	-12%
Guar Gum	245969	193889	27%
Total	294,951	249,681	18%



Crop Condition, Weather and sowing Updates

As per the sources, there has been significant yield loss in Guar crop in the key districts of Haryana. The major factor behind yield loss is said to be anomalies in the temperature and sudden heat ahead of harvesting period.

Haryana Districts	Cumulative Rainfall Departure (%) 1st June to 15th Sep'22 In Haryana Districts	
Bhiwani	<div style="width: 28%;"></div>	-28%
Hisar	<div style="width: 7%;"></div>	7%
Sirsa	<div style="width: 31%;"></div>	31%
Haryana	<div style="width: 18%;"></div>	-18%

As per sources there is low rainfall condition in the western regions of Rajasthan, if this situation persists till first fortnight of September, then a damage of 15-20% in the crop may occur, and a significant yield loss is likely to underpin guar prices.

As of 24th Aug '22, According to the Department of Agriculture, Rajasthan, Guar sowing is up by 50% at 30.79 Lakh hectare as compared to 20.48 Lakh hectare previous year same period. This season sowing area is high due to early rains and better returns.

In western Rajasthan, from 1st June to 18th Sep'2022 Cumulative rainfall recorded up by 59%. Higher acreage amid good rainfall kept Guar seed and gum prices under pressure. The prices have corrected by more than 20% since April due to forecast of normal rains and improved area under Guar seed.

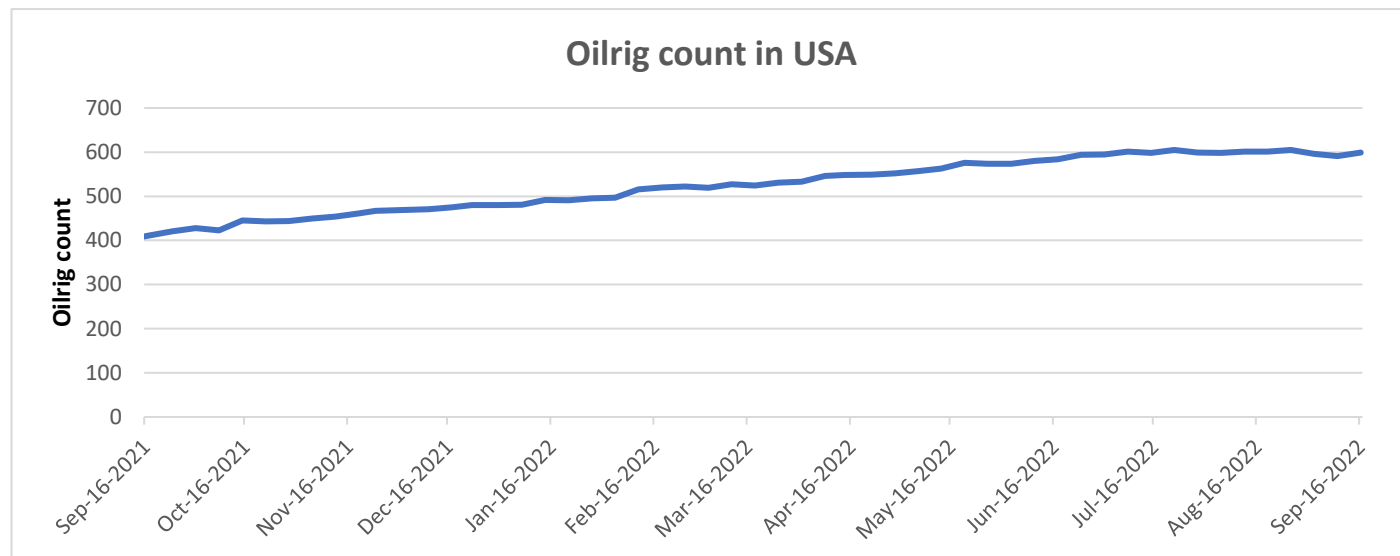
Western Rajasthan Districts	Cumulative Rainfall Departure (%) 1st June to 18th Sep'22 In Western Rajasthan Districts
Ganganagar	103%
Jaisalmer	102%
Bikaner	80%
Barmer	74%
Jodhpur	60%
Jalor	54%
Churu	41%
Nagaur	40%
Hanumangarh	25%
Pali	7%
West Rajasthan	59%
Rajasthan	34%

Guar seed sowing progress 2022-23			
State	Area of Kharif-2021 During Corrospending Period	Progressive Area of Kharif 2022	% change over previous year
Rajasthan (As on 24 Aug'22)	20.48	30.79	50%
Gujarat (As on 12 Sep'22)	1.11	1.03	-7%
Source: State government		Area in Lakh Ha	



Oil Rig count

As on 16th Sep'2022, as per data released by Baker Hughes, the number of oilrigs in USA increased by 8 from 591 in the previous week to 599 this week.



WTI Crude oil 15th Sep'22	% Change
15th Sep'22	-3.82%
1 Week	-1.94%
Month till date	-4.96%

NCDEX-FUTURES MARKET – Guar Seed									
Contract	% chg	Open	High	Low	Close	Volume	Change	OI	Change
Sept-22	-1.15	5325	5341	5187	5264	1220	▲1105	755	▼-1790
Oct-22	-0.79	5330	5368	5265	5298	26725	▼-6795	44180	▲1570

NCDEX-FUTURES MARKET- Guar Gum									
Contract	% chg	Open	High	Low	Close	Volume	Change	OI	Change
Sept-22	-1.27	10539	10405	10405	10405		▲0	35	▼-250
Oct-22	-0.58	10497	10550	10318	10439	11010	▼-4425	40200	▼-745



Guar seed Stock Position:

Stocks	Demat	In-Process	Total
	19-Sept-22	19-Sept-22	19-Sept-22
Bikaner	15311	0	15311
Deesa	10	0	10
Sri Ganganagar	279	0	279
Jodhpur	348	0	348
Nokha	0	0	0

Guar Gum Stock Position:

Stocks	Demat	In-Process	Total
	19-Sept-22	19-Sept-22	19-Sept-22
Deesa	0	0	0
Bikaner	3407	0	3407
Jodhpur	9080	199	9279
Nokha	1463	20	1483
Sri Ganganagar	145	0	145

Churi and Korma Prices:

20-Sept-22

Commodity	Centre	Rs. /75 kg.
Churi	Jodhpur	2000
Korma	Jodhpur	3225



Guar seed EDD:

	10-Sept-22	10-Oct-22	10-Nov-22	10-Dec-22	10-Jan-22
Bikaner	0	813	2453	3102	5771
Deesa	-	-	-	10	-
Sri Ganganagar	-	85	119	0	60
Jodhpur	-	20	298	30	-
Nokha	-	-	-	-	-

Guar Gum EDD:

	10-Sept-22	10-Oct-22	10-Nov-22	10-Dec-22	10-Jan-22
Deesa	-	-	-	-	-
Bikaner	-	229	656	529	668
Jodhpur	-	1221	2642	471	2355
Nokha	-	40	270	195	430
Sri Ganganagar	-	-	10	-	20

Guar Seed Prices at Key Spot Markets:

Commodity	District	Centre	Prices (Rs/Qtl)		Change
Guar Seed			20-Sep-22	19-Sep-22	
Rajasthan	Jodhpur	Jodhpur (Loose)	5050	5070	-20
		Jodhpur (Delivery)	5303	5324	-21
	Sri-Ganganagar	Sri-Ganganagar (Loose)	4850	4900	-50
		Sri-Ganganagar (Delivery)	5000	5050	-50
		Rawla (Loose)	NA	4690	-
		Gharsana (Loose)	NA	4845	-
		Raisinghnagar (Loose)	NA	NA	-
	Bikaner	Bikaner (Loose)	4950	5000	-50



		Bikaner (Delivery)	5198	5250	-53
		Nokha(Loose)	5050	5025	25
		Nokha (Delivery)	5303	5276	26
		Khajuwala (Loose)	5050	5100	-50
		Khajuwala (Delivery)	5303	5355	-53
		Lunkaransar (Loose)	5000	5050	-50
	Hanumangarh	Hanumangarh (Loose)	5000	4800	200
		Hanumangarh (Delivery)	5250	5040	210
		Nohar (Loose)	NA	NA	-
		Pilibanga (Loose)	NA	NA	-
	Nagaur	Nagaur (Loose)	NA	5035	-
	Churu	Churu (Delivery)	5200	5400	-200
	Alwar	Alwar (Loose)	4900	5100	-200
Haryana	Hisar	Adampur (Loose)	5150	Closed	-
		Adampur (Delivery)	5408	Closed	-
	Bhiwani	Bhiwani (Delivery)	5300	5200	100
		Siwani (Loose)	5250	5260	-10
	Sirsa	Sirsa (Loose)	NA	Closed	-
		Dhabwali (Loose)	NA	4970	-
		Dhabwali (Delivery)	NA	4970	-
		Ellanabad (Loose)	NA	4550	-
	Fatehabad	Fatehabad (Loose)	NA	NA	-
Gujarat	Banaskantha	Deesa (Loose)	NA	NA	-
	Patan	Patan (Loose)	4580	4750	-170
	Rajkot	Rajkot (Loose)	4900	4975	-75
	Jamnagar	Dhrol (Loose)	NA	NA	-
Madhya Pradesh	Gwalior	Dabra (Loose)	NA	NA	-
Guar Gum					
Rajasthan	Jodhpur	Jodhpur	10400	10400	Unch
	Alwar	Alwar	10300	10500	-200
	Hanumangarh	Nohar	NA	NA	-
Haryana	Bhiwani	Bhiwani	10300	10300	Unch
	Sirsa	Sirsa	NA	Closed	-
		Dhabwali	NA	-	-
		Ellanabad	NA	-	-
	Fatehabad	Fatehabad	NA	NA	-



Guar Seed Arrivals in Key Centers					
Commodity	District	Centre	Arrivals (Quintals)		Change
Guar Seed			20-Sep-22	19-Sep-22	
Rajasthan	Jodhpur	Jodhpur	NA	NA	-
	Sri-Ganganagar	Sri-Ganganagar	200	200	Unch
		Rawla	NA	52	-
		Gharsana	NA	47	-
		Raisinghnagar	NA	NA	-
	Bikaner	Bikaner	200	300	-100
		Nokha	300	200	100
		Khajuwala	300	200	100
		Lunkaransar	500	500	Unch
	Hanumangarh	Hanumangarh	100	50	50
		Nohar	NA	NA	-
		Pilibanga	NA	NA	-
	Nagaur	Nagaur	NA	47	-
	Churu	Churu	500	500	Unch
	Alwar	Alwar	NA	NA	-
Haryana	Hisar	Adampur	400	Closed	-
	Bhiwani	Bhiwani	NA	NA	-
		Siwani	500	400	100
	Sirsa	Sirsa	NA	Closed	-
		Dhabwali	NA	59	-
		Ellanabad	NA	10	-
	Fatehabad	Fatehabad	NA	NA	-
Gujarat	Banaskantha	Deesa	NA	NA	-
	Patan	Patan	3	5	-2
	Rajkot	Rajkot	150	120	30
	Jamnagar	Dhrol	NA	NA	-
Madhya Pradesh	Gwalior	Dabra	NA	NA	-
Total Arrivals/Above Markets			3153	2690	463

Disclaimer

The information and opinions contained in the document have been compiled from sources believed to be reliable. The company does not warrant its accuracy, completeness and correctness. Use of data and information contained in this report is at your own risk. This document is not, and should not be construed as, an offer to sell or solicitation to buy any commodities. This document may not be reproduced, distributed or published, in whole or in part, by any recipient hereof for any purpose without prior permission from the Company. IASL and its affiliates and/or their officers, directors and employees may have positions in any commodities mentioned in this document (or in any related investment) and may from time to time add to or dispose of any such commodities (or investment). Please see the detailed disclaimer at <http://www.agriwatch.com/Disclaimer.asp> © 2022 Indian Agribusiness Systems Limited