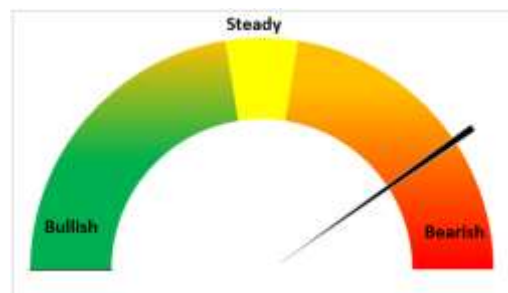


### Today's Update

Today, Guar seed Jodhpur delivery prices went up by 2.2% at Rs. 4,988/Qtl as compared to previous day at Rs. 4,883/Qtl amid rebound in crude oil prices. In other cash markets Guar seed traded with mixed bias. In Rajasthan, arrivals recorded at 5,700 qtl. Vs 6,000 qtl. the previous day. In Haryana, arrivals recorded at 1,400 qtl. Vs 1,750 qtl. the previous day. Jodhpur Guar seed delivery prices are expected to rebound and trade in the range of Rs.4,800-5,200/Qtl in near term amid higher production expectation.



As per the sources, the crop loss in the Hanumangarh and Sriganganagar regions is estimated to be about 40-50%.

### Guar Split Exports

India's Guar split exports increased in the month of Aug'2022 by 10% to 6,465 MT as compared to 5,882 MT previous month. However, the Guar split shipments up by 205% in Aug'22 compared to the same period last year. Out of the total exports, around 5,280 MT (81.7%) bought by China, 500 MT (7.7%) bought by USA.

Countries	Guar Split exported in MT	Guar Split Export % Share
CHINA	5280	81.7%
USA	500	7.7%
SWITZERLAND	360	5.6%
NETHERLANDS	300	4.6%
MEXICO	25.2	0.4%
Total	6465.2	100%

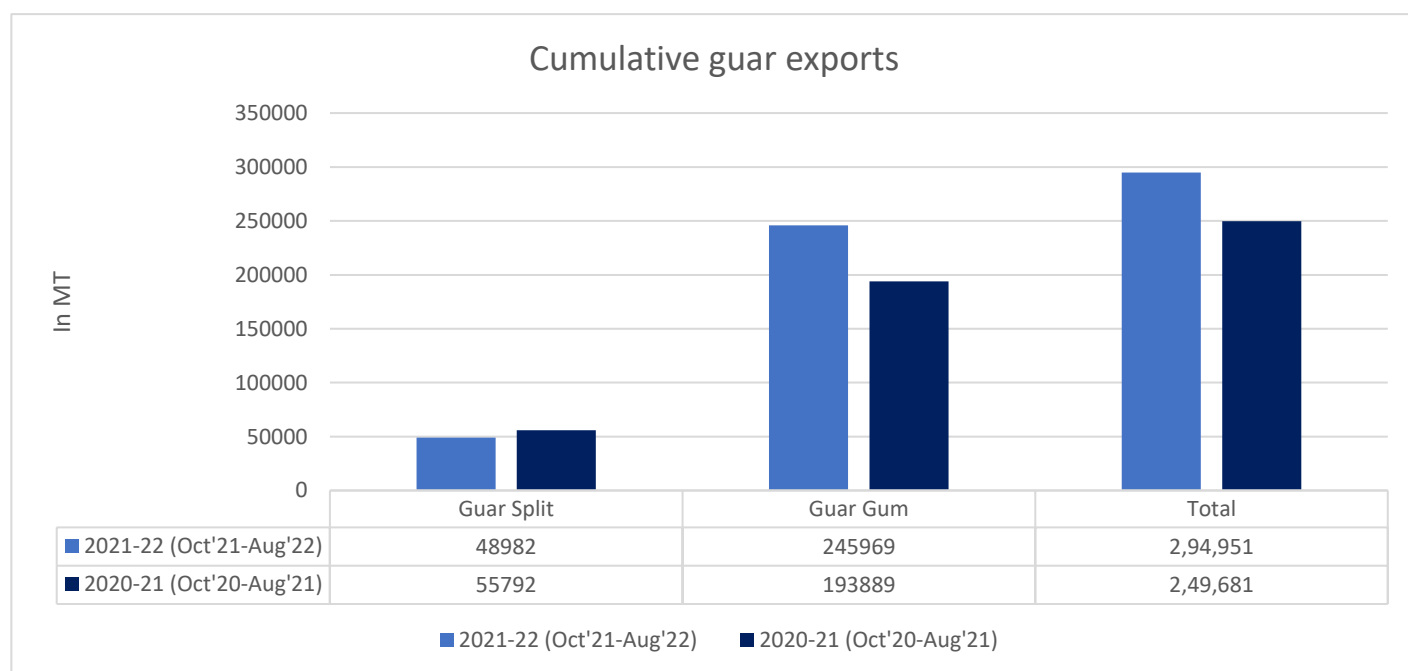
**Guar Gum Exports:** India's Guar gum exports decreased in the month of August 2022 by 2.39% to 21,963 MT compared to 22,501 MT during previous month. However, the gum shipments were up by 20.27% in August 2022 compared to the same period last year. Out of the total exported quantity, around 4,875 MT (23.66%) was bought by the US, Russia bought 5,196 MT (23.66%), China 1,476 MT (6.72%), and Germany 2,483 MT (11.31%). We expect Guar gum export in Sept'22 around 24,000-25,000 tonnes.

Countries	Guar gum exported in MT	Guar gum export % Share
RUSSIA	5196	23.66%
USA	4875	22.20%
GERMANY	2483	11.31%
CHINA	1476	6.72%
CANADA	768	3.50%
ITALY	704	3.20%
NETHERLANDS	689	3.14%
FRANCE	475	2.16%
INDONESIA	409	1.86%
AUSTRALIA	399	1.82%
BRAZIL	358	1.63%
UNITED KINGDOM	357	1.62%
UAE	350	1.59%
THAILAND	318	1.45%
SOUTH KOREA	298	1.36%
JAPAN	284	1.29%
DENMARK	256	1.17%
SOUTH AFRICA	251	1.14%
OTHERS	2017	9.18%
<b>TOTAL</b>	<b>21963</b>	<b>100%</b>

### Total Cumulative Guar exports

Oct-Aug'22 recorded up by 18% to 2.94 Lakh tonnes as compared to 2.49 Lakh tonnes previous year same period amid bullish crude oil prices and increase in oil rig count.

Attributes	2021-22 (Oct'21-Aug'22)	2020-21 (Oct'20-Aug'21)	% Change
Guar Split	48982	55792	-12%
Guar Gum	245969	193889	27%
<b>Total</b>	<b>294,951</b>	<b>249,681</b>	<b>18%</b>



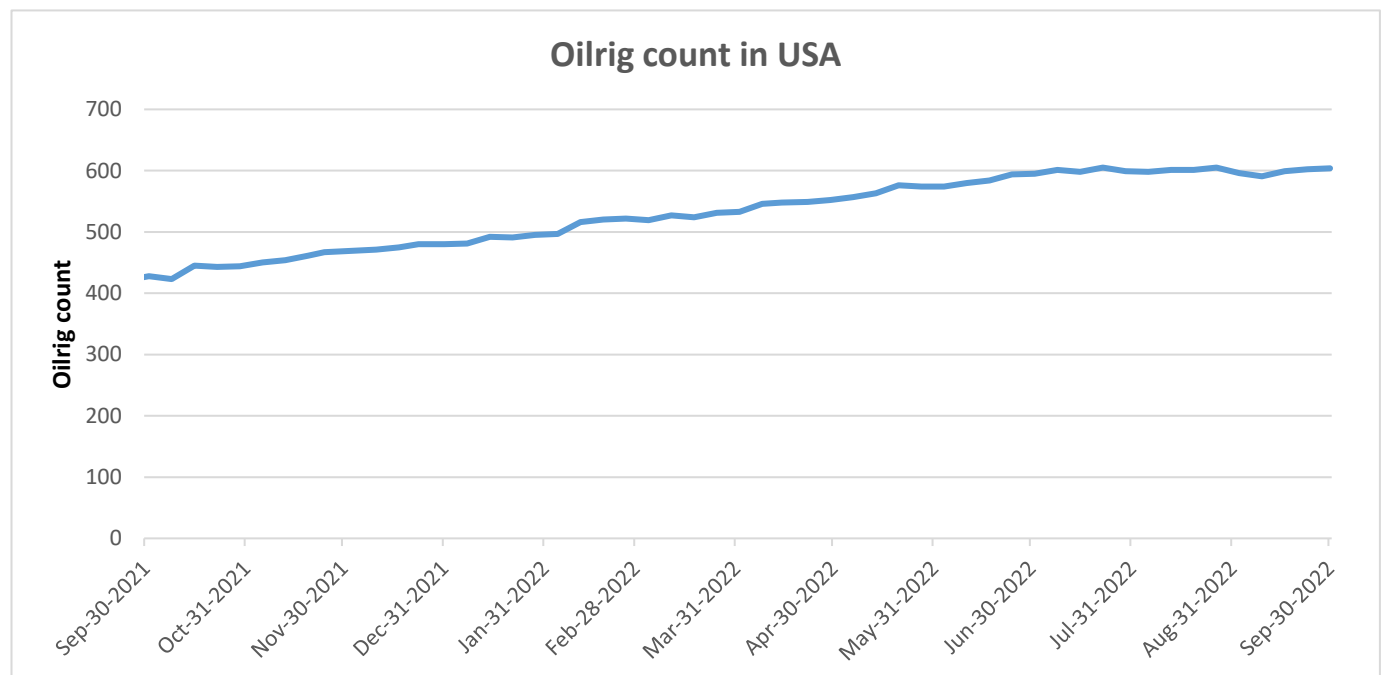
### Sowing Updates

As of 24th Aug '22, According to the Department of Agriculture, Rajasthan, Guar sowing is up by 50% at 30.79 Lakh hectare as compared to 20.48 Lakh hectare previous year same period. This season sowing area is high due to early rains and better returns.

Guar seed sowing progress 2022-23			
State	Area of Kharif-2021 During Corresponding Period	Progressive Area of Kharif 2022	% change over previous year
Rajasthan (As on 24 Aug '22)	20.48	30.79	50%
Gujarat (As on 26 Sep '22)	1.13	1.04	-8%
Source: State government		Area in Lakh Ha	

### Oil Rig count

As on 30<sup>th</sup> Sep '2022, as per data released by Baker Hughes, the number of oilrigs in USA increased by 3 from 599 in the previous week to 602 this week.



**NCDEX-FUTURES MARKET – Guar Seed**

Contract	% chg	Open	High	Low	Close	Volume	Change	OI	Change
Oct-22	-	-	-	-	-	-	-	-	-
Nov-22	-	-	-	-	-	-	-	-	-

**NCDEX-FUTURES MARKET- Guar Gum**

Contract	% chg	Open	High	Low	Close	Volume	Change	OI	Change
Oct-22	-	-	-	-	-	-	-	-	-
Nov-22	-	-	-	-	-	-	-	-	-

**Guar seed Stock Position:**

Stocks	Demat	In-Process	Total
	07-Oct-22	07-Oct-22	07-Oct-22
Bikaner	14115	40	14155
Deesa	10	0	10
Sri Ganganagar	279	0	279
Jodhpur	288	0	288
Nokha	0	0	0

**Guar Gum Stock Position:**

Stocks	Demat	In-Process	Total
	07-Oct-22	07-Oct-22	07-Oct-22
Deesa	0	0	0
Bikaner	3473	70	3543
Jodhpur	8899	10	8909



Nokha	1443	10	1453
Sri Ganganagar	165	0	165

Churi and Korma Prices:		08-Oct-22
Commodity	Centre	Rs. /75 kg.
Churi	Jodhpur	2000
Korma	Jodhpur	3225

Guar seed EDD:					
	10-Oct-22	10-Nov-22	10-Dec-22	10-Jan-23	10-Feb-23
Bikaner	0	2150	3102	5771	1886
Deesa	-	-	10	-	-
Sri Ganganagar	85	119	-	60	-
Jodhpur	0	288	30	-	-
Nokha	-	-	-	-	-

Guar Gum EDD:					
	10-Oct-22	10-Nov-22	10-Dec-22	10-Jan-23	10-Feb-23
Deesa	-	-	-	-	-
Bikaner	70	507	529	668	597
Jodhpur	373	2543	452	2326	850
Nokha	40	215	155	410	155
Sri Ganganagar	-	10	-	20	115



### Guar Seed Prices at Key Spot Markets:

Commodity	District	Centre	Prices (Rs/Qtl)		Change
			8-Oct-22	7-Oct-22	
Guar Seed					
Rajasthan	Jodhpur	Jodhpur (Loose)	4750	4650	100
		Jodhpur(Delivery)	4988	4883	105
	Sri-Ganganagar	Sri-Ganganagar(Loose)	4550	4600	-50
		Sri-Ganganagar (Delivery)	4700	4750	-50
		Rawla (Loose)	4550	4600	-50
		Gharsana (Loose)	4600	4620	-20
		Raisinghnagar (Loose)	4525	4590	-65
	Bikaner	Bikaner (Loose)	4575	4640	-65
		Bikaner (Delivery)	4804	4872	-68
		Nokha(Loose)	4550	4550	Unch
		Nokha (Delivery)	4778	4778	Unch
		Khajuwala (Loose)	4550	4550	Unch
		Khajuwala (Delivery)	4778	4778	Unch
		Lunkaransar (Loose)	4600	4600	Unch
	Hanumangarh	Hanumangarh (Loose)	4600	4700	-100
		Hanumangarh (Delivery)	4830	4935	-105
		Nohar (Loose)	NA	-	-
		Pilibanga (Loose)	NA	-	-
	Nagaur	Nagaur (Loose)	4650	4670	-20
	Churu	Churu (Delivery)	4800	4800	Unch
	Alwar	Alwar (Loose)	4300	4300	Unch
Haryana	Hisar	Adampur (Loose)	4500	4700	-200
		Adampur (Delivery)	4725	4935	-210
	Bhiwani	Bhiwani (Delivery)	4750	4800	-50
		Siwani (Loose)	4750	4800	-50
	Sirsa	Sirsa (Loose)	4500	4625	-125
		Dhabwali (Loose)	4550	4675	-125
		Dhabwali (Delivery)	4550	4675	-125
		Ellanabad (Loose)	NA	4480	-
	Fatehabad	Fatehabad (Loose)	NA	NA	-
Gujarat	Banaskantha	Deesa (Loose)	NA	-	-
	Patan	Patan (Loose)	NA	-	-
	Rajkot	Rajkot (Loose)	4600	4725	-125
	Jamnagar	Dhrol (Loose)	NA	-	-
Madhya Pradesh	Gwalior	Dabra (Loose)	NA	NA	-
Guar Gum					



Rajasthan	Jodhpur	Jodhpur	9400	9400	Unch
	Alwar	Alwar	9400	9400	Unch
	Hanumangarh	Nohar	NA	-	-
Haryana	Bhiwani	Bhiwani	9400	9400	Unch
	Sirsa	Sirsa	9400	9400	Unch
		Dhabwali	9400	9400	Unch
		Ellanabad	NA	-	-
	Fatehabad	Fatehabad	NA	NA	-

Guar Seed Arrivals in Key Centers					
Commodity	District	Centre	Arrivals (Quintals)		Change
Guar Seed			8-Oct-22	7-Oct-22	
Rajasthan	Jodhpur	Jodhpur	NA	NA	-
	Sri-Ganganagar	Sri-Ganganagar	1500	2000	-500
		Rawla	250	200	50
		Gharsana	200	200	Unch
		Raisinghnagar	1000	500	500
	Bikaner	Bikaner	250	300	-50
		Nokha	400	500	-100
		Khajuwala	200	200	Unch
		Lunkaransar	200	300	-100
	Hanumangarh	Hanumangarh	500	500	Unch
		Nohar	NA	0	-
		Pilibanga	NA	0	-
	Nagaur	Nagaur	700	1000	-300
	Churu	Churu	500	300	200
	Alwar	Alwar	NA	NA	-
Haryana	Hisar	Adampur	600	800	-200
	Bhiwani	Bhiwani	NA	NA	-
		Siwani	300	200	100
	Sirsa	Sirsa	500	750	-250
		Dhabwali	NA	NA	-
		Ellanabad	NA	661	-
	Fatehabad	Fatehabad	NA	NA	-
Gujarat	Banaskantha	Deesa	NA	0	-
	Patan	Patan	NA	0	-
	Rajkot	Rajkot	35	50	-15
	Jamnagar	Dhrol	NA	0	-

Madhya Pradesh	Gwalior	Dabra	NA	NA	-
Total Arrivals/Above Markets			7135	8461	-1326

**Disclaimer**

The information and opinions contained in the document have been compiled from sources believed to be reliable. The company does not warrant its accuracy, completeness and correctness. Use of data and information contained in this report is at your own risk. This document is not, and should not be construed as, an offer to sell or solicitation to buy any commodities. This document may not be reproduced, distributed or published, in whole or in part, by any recipient hereof for any purpose without prior permission from the Company. IASL and its affiliates and/or their officers, directors and employees may have positions in any commodities mentioned in this document (or in any related investment) and may from time to time add to or dispose of any such commodities (or investment). Please see the detailed disclaimer at <http://www.agriwatch.com/Disclaimer.asp>© 2022 Indian Agribusiness Systems Limited