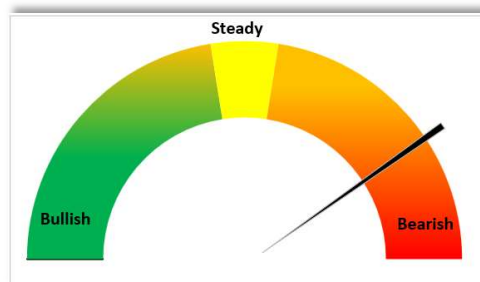


### Today's Update

Today, Guar seed Jodhpur delivery prices remained steady at 1.7% at Rs. 4,988/Qtl as compared to previous day at Rs. 4,904/Qtl amid rebound in crude oil prices. In other cash markets Guar seed traded with mixed bias. In Rajasthan, the arrivals recorded up at 13,200 qtl. Vs 12,300 qtl. the previous day. In Haryana, arrivals went up to 1,500 qtl. Vs 1,600 qtl. the previous day. Jodhpur Guar seed delivery prices are expected to rebound and trade in the range of Rs.4,800-5,200/Qtl in near term amid new crop arrivals.



As per the sources, the crop loss in the Hanumangarh and Sriganaganagar regions is estimated to be about 40-50%.

Gujarat state government has released the First advance estimate of area, production and yield for the year 2022-23 for all the major crops. For guar, area estimated at 95,000 ha, yield estimated at 636 kg/ Ha and production estimated at 60,000 tonnes.

### Guar Split Exports

India's Guar split exports increased in the month of Aug'2022 by 10% to 6,465 MT as compared to 5,882 MT previous month. However, the Guar split shipments up by 205% in Aug'22 compared to the same period last year. Out of the total exports, around 5,280 MT (81.7%) bought by China, 500 MT (7.7%) bought by USA.

Countries	Guar Split exported in MT	Guar Split Export % Share
CHINA	5280	81.7%
USA	500	7.7%
SWITZERLAND	360	5.6%
NETHERLANDS	300	4.6%
MEXICO	25.2	0.4%
Total	6465.2	100%

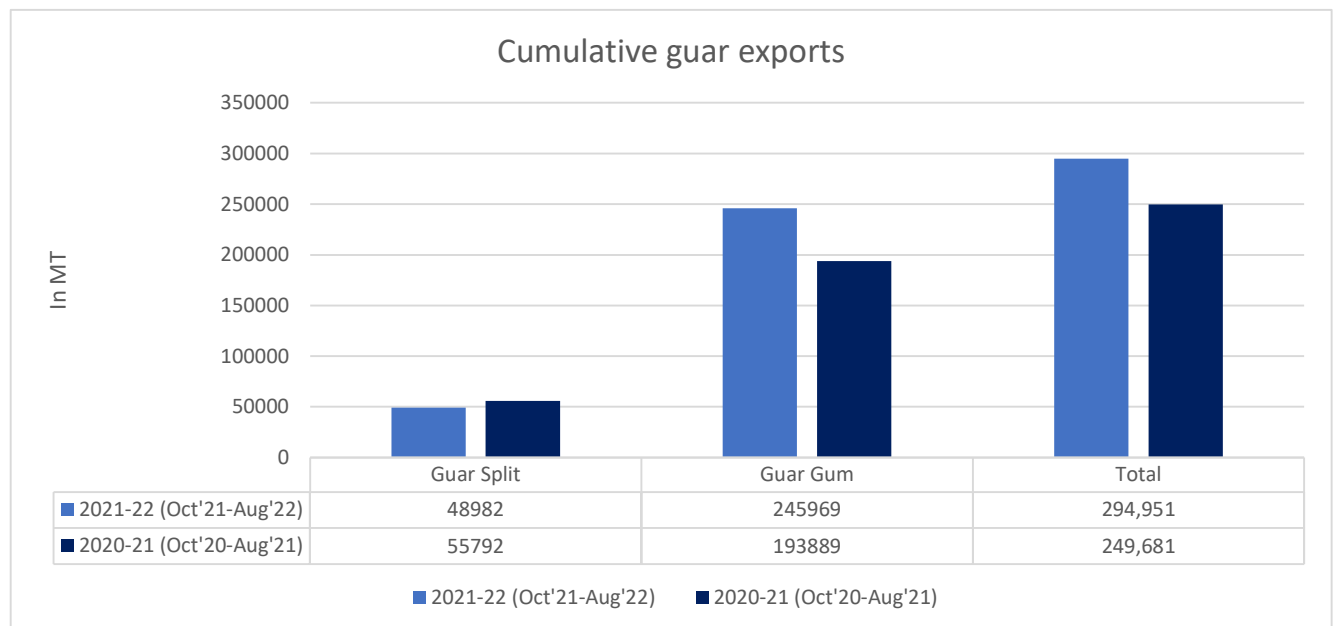
**Guar Gum Exports:** India's Guar gum exports decreased in the month of August 2022 by 2.39% to 21,963 MT compared to 22,501 MT during previous month. However, the gum shipments were up by 20.27% in August 2022 compared to the same period last year. Out of the total exported quantity, around 4,875 MT (23.66%) was bought by the US, Russia bought 5,196 MT (23.66%), China 1,476 MT (6.72%), and Germany 2,483 MT (11.31%). We expect Guar gum export in Sept'22 around 24,000-25,000 tonnes.

Countries	Guar gum exported in MT	Guar gum export % Share
RUSSIA	5196	23.66%
USA	4875	22.20%
GERMANY	2483	11.31%
CHINA	1476	6.72%
CANADA	768	3.50%
ITALY	704	3.20%
NETHERLANDS	689	3.14%
FRANCE	475	2.16%
INDONESIA	409	1.86%
AUSTRALIA	399	1.82%
BRAZIL	358	1.63%
UNITED KINGDOM	357	1.62%
UAE	350	1.59%
THAILAND	318	1.45%
SOUTH KOREA	298	1.36%
JAPAN	284	1.29%
DENMARK	256	1.17%
SOUTH AFRICA	251	1.14%
OTHERS	2017	9.18%
<b>TOTAL</b>	<b>21963</b>	<b>100%</b>

#### Total Cumulative Guar exports

Oct-Aug'22 recorded up by 18% to 2.94 Lakh tonnes as compared to 2.49 Lakh tonnes previous year same period amid bullish crude oil prices and increase in oil rig count.

Attributes	2021-22 (Oct'21-Aug'22)	2020-21 (Oct'20-Aug'21)	% Change
Guar Split	48982	55792	-12%
Guar Gum	245969	193889	27%
<b>Total</b>	<b>294,951</b>	<b>249,681</b>	<b>18%</b>



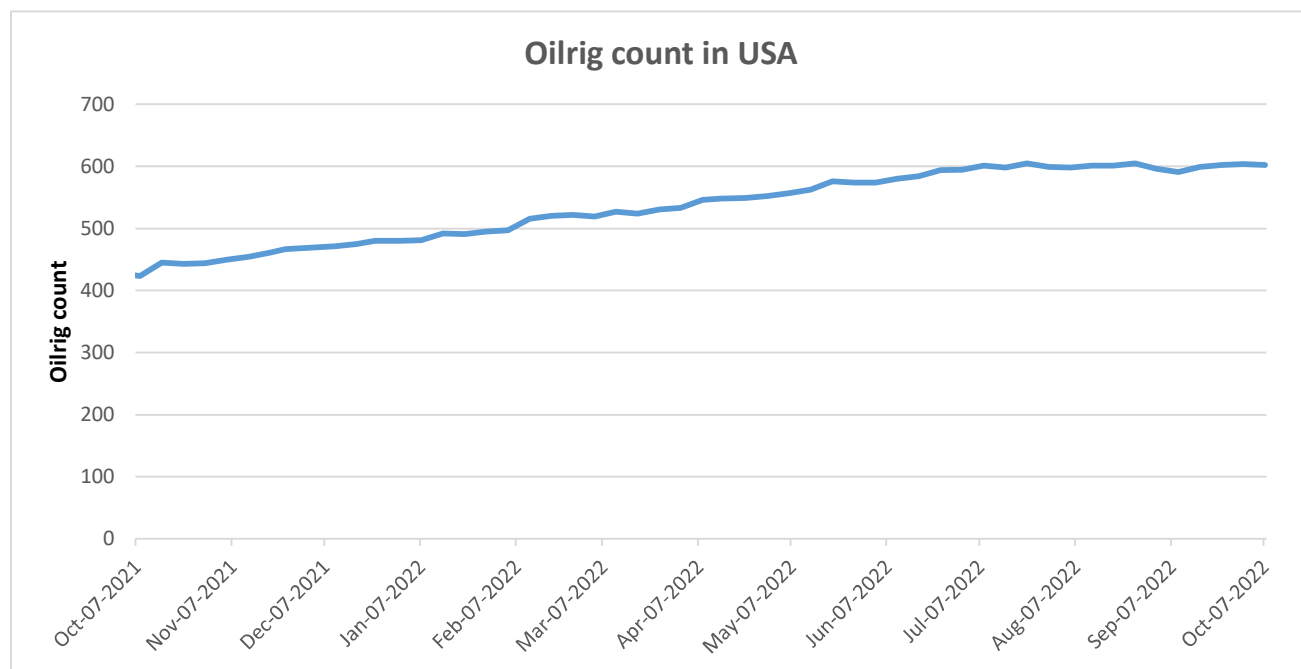
### Sowing Updates

As of 24th Aug '22, According to the Department of Agriculture, Rajasthan, Guar sowing is up by 50% at 30.79 Lakh hectare as compared to 20.48 Lakh hectare previous year same period. This season sowing area is high due to early rains and better returns.

Guar seed sowing progress 2022-23			
State	Area of Kharif-2021 During Corresponding Period	Progressive Area of Kharif 2022	% change over previous year
Rajasthan (As on 24 Aug '22)	20.48	30.79	50%
Gujarat (As on 26 Sep '22)	1.13	1.04	-8%
Source: State government		Area in Lakh Ha	

### Oil Rig count

As on 30<sup>th</sup> Sep '2022, as per data released by Baker Hughes, the number of oilrigs in USA increased by 3 from 599 in the previous week to 602 this week.




**NCDEX-FUTURES MARKET – Guar Seed**

Contract	% chg	Open	High	Low	Close	Volume	Change	OI	Change
Oct-22	-0.15	4,696	4,743	4,666	4,689	3,590	-3385	4155	-2060
Nov-22	-0.15	4,769	4,809	4,733	4,763	15,860	-3725	46075	2960

**NCDEX-FUTURES MARKET- Guar Gum**

Contract	% chg	Open	High	Low	Close	Volume	Change	OI	Change
Oct-22	+0.33	9192	9320	9130	9235	2450	-1065	1595	-2010
Nov-22	+0.20	9370	9450	9275	9345	7865	-400	38985	1135

**Guar seed Stock Position:**

Stocks	Demat	In-Process	Total
	12-Oct-22	12-Oct-22	12-Oct-22
Bikaner	13423	0	13423
Deesa	10	0	10
Sri Ganganagar	229	0	229
Jodhpur	288	0	288
Nokha	0	0	0

**Guar Gum Stock Position:**

Stocks	Demat	In-Process	Total
	12-Oct-22	12-Oct-22	12-Oct-22
Deesa	0	0	0
Bikaner	3622	0	3622
Jodhpur	7611	89	7700
Nokha	1374	0	1374
Sri Ganganagar	165	0	165



Churi and Korma Prices:		13-Oct-22
Commodity	Centre	Rs. /75 kg.
Churi	Jodhpur	1900
Korma	Jodhpur	3000

Guar seed EDD:					
	10-Oct-22	10-Nov-22	10-Dec-22	10-Jan-23	10-Feb-23
Bikaner	0	1498	3102	5771	1886
Deesa	-	-	10	-	-
Sri Ganganagar	0	119	-	60	-
Jodhpur	0	288	30	-	-
Nokha	-	-	-	-	-

Guar Gum EDD:					
	10-Oct-22	10-Nov-22	10-Dec-22	10-Jan-23	10-Feb-23
Deesa	-	-	-	-	-
Bikaner	-	507	529	668	597
Jodhpur	-	1618	452	2326	850
Nokha	-	175	155	410	155
Sri Ganganagar	-	10	-	20	115

**Guar Seed Prices at Key Spot Markets:**

Commodity	District	Centre	Prices (Rs/Qtl)		Change
			13-Oct-22	12-Oct-22	
Guar Seed					
Rajasthan	Jodhpur	Jodhpur (Loose)	4750	4670	80
		Jodhpur(Delivery)	4988	4904	84
	Sri-Ganganagar	Sri-Ganganagar(Loose)	4600	4600	Unch
		Sri-Ganganagar (Delivery)	4750	4750	Unch
		Rawla (Loose)	4525	4500	25
		Gharsana (Loose)	4550	4550	Unch
		Raisinghnagar (Loose)	4550	4550	Unch
	Bikaner	Bikaner (Loose)	4550	4560	-10
		Bikaner (Delivery)	4778	4788	-11
		Nokha(Loose)	4550	4550	Unch
		Nokha (Delivery)	4778	4778	Unch
		Khajuwala (Loose)	4500	4600	-100
		Khajuwala (Delivery)	4725	4830	-105
		Lunkaransar (Loose)	4550	4550	Unch
	Hanumangarh	Hanumangarh (Loose)	4550	4600	-50
		Hanumangarh (Delivery)	4778	4830	-53
		Nohar (Loose)	NA	-	-
		Pilibanga (Loose)	NA	-	-
	Nagaur	Nagaur (Loose)	4550	4540	10
	Churu	Churu (Delivery)	4700	4700	Unch
	Alwar	Alwar (Loose)	4300	4300	Unch
Haryana	Hisar	Adampur (Loose)	4500	4450	50
		Adampur (Delivery)	4725	4673	53
	Bhiwani	Bhiwani (Delivery)	4700	4800	-100
		Siwani (Loose)	4550	4575	-25
	Sirsa	Sirsa (Loose)	4500	4450	50
		Dhabwali (Loose)	4550	4600	-50
		Dhabwali (Delivery)	4778	4830	-53
		Ellanabad (Loose)	NA	-	-
	Fatehabad	Fatehabad (Loose)	NA	-	-
Gujarat	Banaskantha	Deesa (Loose)	NA	-	-
	Patan	Patan (Loose)	NA	3505	-
	Rajkot	Rajkot (Loose)	4725	4500	225
	Jamnagar	Dhrol (Loose)	4450	4370	80
Madhya Pradesh	Gwalior	Dabra (Loose)	NA	-	-
Guar Gum					



Rajasthan	Jodhpur	Jodhpur	9300	9300	Unch
	Alwar	Alwar	9300	9400	-100
	Hanumangarh	Nohar	NA	-	-
Haryana	Bhiwani	Bhiwani	9300	9470	-170
	Sirsa	Sirsa	9300	9200	100
		Dhabwali	9300	9380	-80
		Ellanabad	NA	-	-
	Fatehabad	Fatehabad	NA	-	-

Guar Seed Arrivals in Key Centers					
Commodity	District	Centre	Arrivals (Quintals)		Change
Guar Seed			13-Oct-22	12-Oct-22	
Rajasthan	Jodhpur	Jodhpur	NA	0	-
	Sri-Ganganagar	Sri-Ganganagar	1200	1500	-300
		Rawla	250	200	50
		Gharsana	500	300	200
		Raisinghnagar	1500	1000	500
	Bikaner	Bikaner	2000	2000	Unch
		Nokha	1500	1500	Unch
		Khajuwala	150	100	50
		Lunkaransar	900	600	300
	Hanumangarh	Hanumangarh	500	600	-100
		Nohar	NA	0	-
		Pilibanga	NA	0	-
	Nagaur	Nagaur	1700	1500	200
	Churu	Churu	3000	3000	Unch
	Alwar	Alwar	NA	NA	-
Haryana	Hisar	Adampur	700	700	Unch
	Bhiwani	Bhiwani	NA	0	-
		Siwani	300	200	100
	Sirsa	Sirsa	500	700	-200
		Dhabwali	NA	0	-
		Ellanabad	NA	0	-
	Fatehabad	Fatehabad	NA	0	-
Gujarat	Banaskantha	Deesa	NA	0	-
	Patan	Patan	NA	1	-
	Rajkot	Rajkot	150	130	20
	Jamnagar	Dhrol	13	3	10
Madhya Pradesh	Gwalior	Dabra	NA	0	-

Total Arrivals/Above Markets	14863	14034	829
------------------------------	-------	-------	-----

**Disclaimer**

The information and opinions contained in the document have been compiled from sources believed to be reliable. The company does not warrant its accuracy, completeness and correctness. Use of data and information contained in this report is at your own risk. This document is not, and should not be construed as, an offer to sell or solicitation to buy any commodities. This document may not be reproduced, distributed or published, in whole or in part, by any recipient hereof for any purpose without prior permission from the Company. IASL and its affiliates and/or their officers, directors and employees may have positions in any commodities mentioned in this document (or in any related investment) and may from time to time add to or dispose of any such commodities (or investment). Please see the detailed disclaimer at <http://www.agriwatch.com/Disclaimer.asp> © 2022 Indian Agribusiness Systems Limited