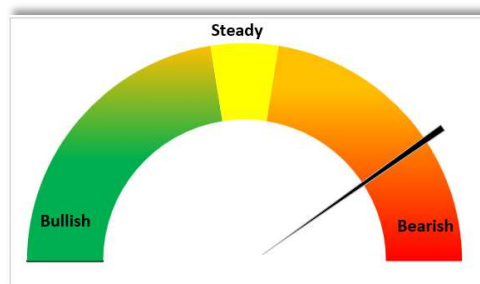


### Today's Update

Today, Guar seed Jodhpur delivery prices went marginally down by 0.6% at Rs. 4,725/Qtl as compared to previous day at Rs. 4,751/Qtl amid rebound in crude oil prices. In other cash markets too, Guar seed traded with bearish sentiments. In Rajasthan, the arrivals recorded up at 14,750 qtl. Vs 11,300 qtl. the previous day. In Haryana, arrivals went down at 1,100 qtl. Vs 2,377 qtl. the previous day. Jodhpur Guar seed delivery prices are expected to rebound and trade in the range of Rs.4,600-5,000/Qtl in near term amid new crop arrivals.



As per the sources, the crop loss in the Hanumangarh and Sriganaganagar regions is estimated to be about 40-50%.

Gujarat state government has released the First advance estimate of area, production and yield for the year 2022-23 for all the major crops. For guar, area estimated at 95,000 ha, yield estimated at 636 kg/ Ha and production estimated at 60,000 tonnes.

### Guar Split Exports

India's Guar split exports increased in the month of Aug'2022 by 10% to 6,465 MT as compared to 5,882 MT previous month. However, the Guar split shipments up by 205% in Aug'22 compared to the same period last year. Out of the total exports, around 5,280 MT (81.7%) bought by China, 500 MT (7.7%) bought by USA.

Countries	Guar Split exported in MT	Guar Split Export % Share
CHINA	5280	81.7%
USA	500	7.7%
SWITZERLAND	360	5.6%
NETHERLANDS	300	4.6%
MEXICO	25.2	0.4%
Total	6465.2	100%

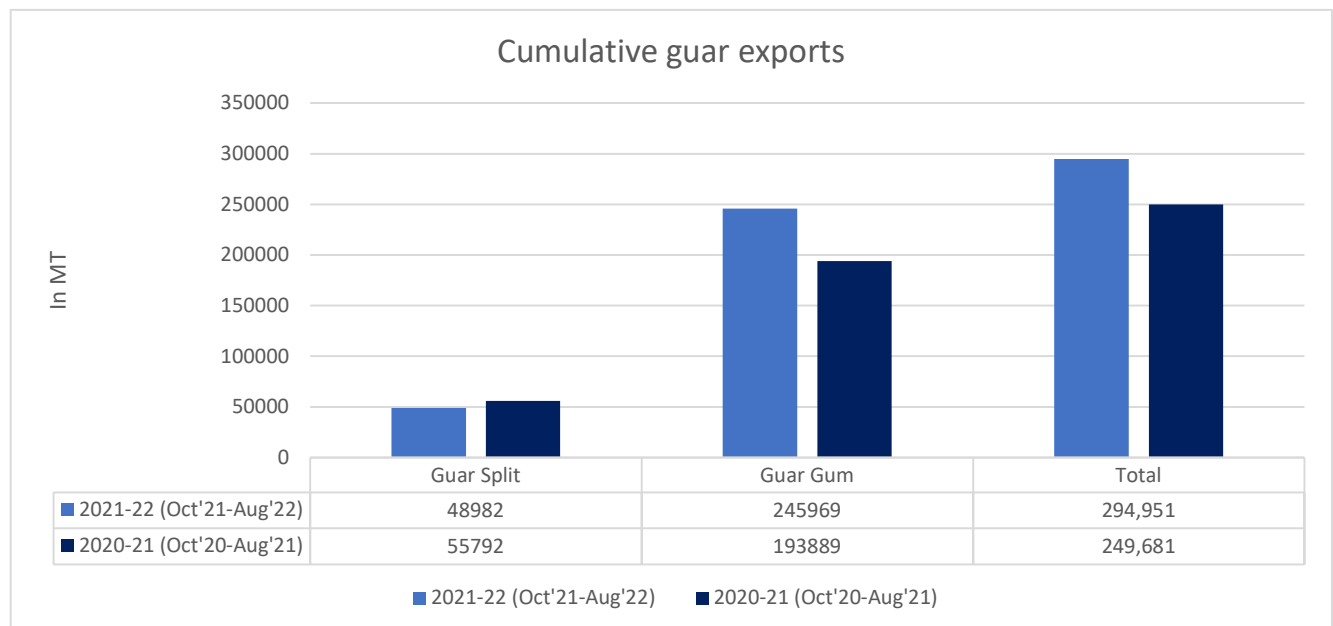
**Guar Gum Exports:** India's Guar gum exports decreased in the month of August 2022 by 2.39% to 21,963 MT compared to 22,501 MT during previous month. However, the gum shipments were up by 20.27% in August 2022 compared to the same period last year. Out of the total exported quantity, around 4,875 MT (23.66%) was bought by the US, Russia bought 5,196 MT (23.66%), China 1,476 MT (6.72%), and Germany 2,483 MT (11.31%). We expect Guar gum export in Sept'22 around 24,000-25,000 tonnes.

Countries	Guar gum exported in MT	Guar gum export % Share
RUSSIA	5196	23.66%
USA	4875	22.20%
GERMANY	2483	11.31%
CHINA	1476	6.72%
CANADA	768	3.50%
ITALY	704	3.20%
NETHERLANDS	689	3.14%
FRANCE	475	2.16%
INDONESIA	409	1.86%
AUSTRALIA	399	1.82%
BRAZIL	358	1.63%
UNITED KINGDOM	357	1.62%
UAE	350	1.59%
THAILAND	318	1.45%
SOUTH KOREA	298	1.36%
JAPAN	284	1.29%
DENMARK	256	1.17%
SOUTH AFRICA	251	1.14%
OTHERS	2017	9.18%
<b>TOTAL</b>	<b>21963</b>	<b>100%</b>

#### Total Cumulative Guar exports

Oct-Aug'22 recorded up by 18% to 2.94 Lakh tonnes as compared to 2.49 Lakh tonnes previous year same period amid bullish crude oil prices and increase in oil rig count.

Attributes	2021-22 (Oct'21-Aug'22)	2020-21 (Oct'20-Aug'21)	% Change
Guar Split	48982	55792	-12%
Guar Gum	245969	193889	27%
<b>Total</b>	<b>294,951</b>	<b>249,681</b>	<b>18%</b>



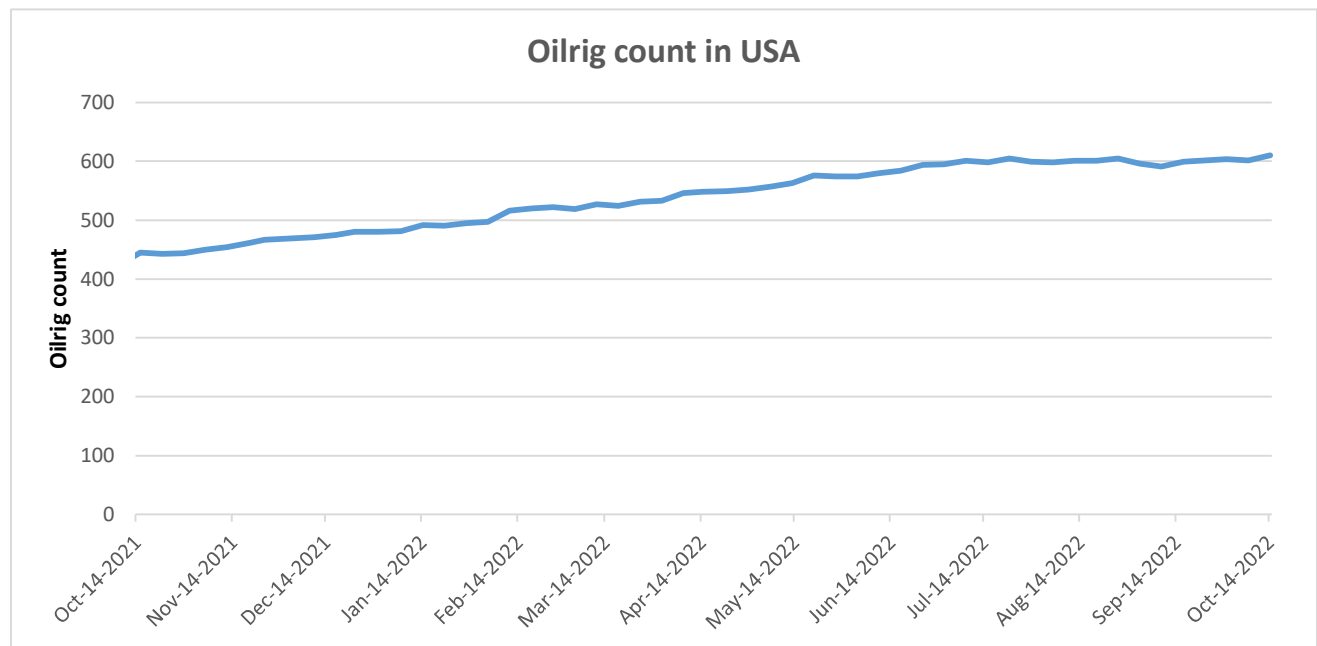
## Sowing Updates

As of 24th Aug '22, According to the Department of Agriculture, Rajasthan, Guar sowing is up by 50% at 30.79 Lakh hectare as compared to 20.48 Lakh hectare previous year same period. This season sowing area is high due to early rains and better returns.

Guar seed sowing progress 2022-23			
State	Area of Kharif-2021 During Corresponding Period	Progressive Area of Kharif 2022	% change over previous year
Rajasthan (As on 24 Aug '22)	20.48	30.79	50%
Gujarat (As on 26 Sep '22)	1.13	1.04	-8%
Source: State government		Area in Lakh Ha	

## Oil Rig count

As on 14<sup>th</sup> Oct '2022, as per data released by Baker Hughes, the number of oilrigs in USA increased by 8 from 602 in the previous week to 610 this week.



**NCDEX-FUTURES MARKET – Guar Seed**

Contract	% chg	Open	High	Low	Close	Volume	Change	OI	Change
<b>Oct-22</b>	-0.47	4,644	4,644	4,624	4,630	20	<b>-3235</b>	1390	<b>-1800</b>
<b>Nov-22</b>	-0.49	4,714	4,717	4,670	4,698	11,820	<b>-8330</b>	45910	<b>5</b>

**NCDEX-FUTURES MARKET- Guar Gum**

Contract	% chg	Open	High	Low	Close	Volume	Change	OI	Change
<b>Oct-22</b>	-1.44	9015	9015	8950	8950	120	<b>-1625</b>	390	<b>-515</b>
<b>Nov-22</b>	-1.27	9200	9200	9051	9101	5225	<b>-2475</b>	39270	<b>95</b>

**Guar seed Stock Position:**

Stocks	Demat	In-Process	Total
	15-Oct-22	15-Oct-22	15-Oct-22
<b>Bikaner</b>	12167	168	<b>12335</b>
<b>Deesa</b>	10	0	<b>10</b>
<b>Sri Ganganagar</b>	229	34	<b>263</b>
<b>Jodhpur</b>	288	0	<b>288</b>
<b>Nokha</b>	0	0	<b>0</b>

**Guar Gum Stock Position:**

Stocks	Demat	In-Process	Total
	15-Oct-22	15-Oct-22	15-Oct-22
<b>Deesa</b>	0	0	<b>0</b>
<b>Bikaner</b>	3444	0	<b>3444</b>
<b>Jodhpur</b>	7309	70	<b>7379</b>
<b>Nokha</b>	1209	0	<b>1209</b>
<b>Sri Ganganagar</b>	165	0	<b>165</b>



Churi and Korma Prices:		17-Oct-22
Commodity	Centre	Rs. /75 kg.
Churi	Jodhpur	1800
Korma	Jodhpur	2850

Guar seed EDD:					
	10-Oct-22	10-Nov-22	10-Dec-22	10-Jan-23	10-Feb-23
Bikaner	-	1498	3082	5741	1866
Deesa	-	-	10	-	-
Sri Ganganagar	0	119	-	60	-
Jodhpur	0	288	30	-	-
Nokha	-	-	-	-	-

Guar Gum EDD:					
	10-Oct-22	10-Nov-22	10-Dec-22	10-Jan-23	10-Feb-23
Deesa	-	-	-	-	-
Bikaner	-	229	529	668	597
Jodhpur	-	1201	452	2326	850
Nokha	-	10	155	410	155
Sri Ganganagar	-	10	-	20	115

Guar Seed Prices at Key Spot Markets:					
Commodity	District	Centre	Prices (Rs/Qtl)		Change
Guar Seed			17-Oct-22	15-Oct-22	
Rajasthan	Jodhpur	Jodhpur (Loose)	4500	4525	-25
		Jodhpur(Delivery)	4725	4751	-26
	Sri-Ganganagar	Sri-Ganganagar(Loose)	4550	4550	Unch
		Sri-Ganganagar (Delivery)	4700	4700	Unch
		Rawla (Loose)	4500	4550	-50
		Gharsana (Loose)	4500	4540	-40
		Raisinghnagar (Loose)	4420	4450	-30
	Bikaner	Bikaner (Loose)	4485	4550	-65
		Bikaner (Delivery)	4709	4778	-68
		Nokha(Loose)	4525	4550	-25
		Nokha (Delivery)	4751	4778	-26
		Khajuwala (Loose)	4500	4500	Unch
		Khajuwala (Delivery)	4725	4725	Unch
		Lunkaransar (Loose)	4480	4550	-70
	Hanumangarh	Hanumangarh (Loose)	4450	4500	-50
		Hanumangarh (Delivery)	4673	4725	-53
		Nohar (Loose)	NA	NA	-
		Pilibanga (Loose)	NA	NA	-
	Nagaur	Nagaur (Loose)	4475	4530	-55
	Churu	Churu (Delivery)	4600	4600	Unch
	Alwar	Alwar (Loose)	4200	4300	-100
Haryana	Hisar	Adampur (Loose)	4500	4500	Unch
		Adampur (Delivery)	4725	4725	Unch
	Bhiwani	Bhiwani (Delivery)	4700	4700	Unch
		Siwani (Loose)	4700	4750	-50
	Sirsa	Sirsa (Loose)	4300	4400	-100
		Dhabwali (Loose)	4350	4450	-100
		Dhabwali (Delivery)	4568	4673	-105
		Ellanabad (Loose)	NA	4490	-
	Fatehabad	Fatehabad (Loose)	4200	4500	-300
Gujarat	Banaskantha	Deesa (Loose)	NA	NA	-
	Patan	Patan (Loose)	NA	4305	-
	Rajkot	Rajkot (Loose)	4500	4565	-65
	Jamnagar	Dhrol (Loose)	NA	NA	-



Madhya Pradesh	Gwalior	Dabra (Loose)	NA	NA	-
Guar Gum					
Rajasthan	Jodhpur	Jodhpur	9200	9300	-100
	Alwar	Alwar	9200	9300	-100
	Hanumangarh	Nohar	NA	NA	-
Haryana	Bhiwani	Bhiwani	9200	9500	-300
	Sirsa	Sirsa	9200	9200	Unch
		Dhabwali	9200	9200	Unch
		Ellanabad	NA	9350	-
	Fatehabad	Fatehabad	9200	9350	-150

Guar Seed Arrivals in Key Centers					
Commodity	District	Centre	Arrivals (Quintals)		Change
Guar Seed			17-Oct-22	15-Oct-22	
Rajasthan	Jodhpur	Jodhpur	NA	NA	-
	Sri-Ganganagar	Sri-Ganganagar	1500	1500	Unch
		Rawla	400	500	-100
		Gharsana	400	500	-100
		Raisinghnagar	1200	1000	200
	Bikaner	Bikaner	4000	1500	2500
		Nokha	1600	1500	100
		Khajuwala	250	250	Unch
		Lunkaransar	1500	800	700
	Hanumangarh	Hanumangarh	200	500	-300
		Nohar	NA	NA	-
		Pilibanga	NA	NA	-
	Nagaur	Nagaur	3200	2250	950
	Churu	Churu	500	1000	-500
	Alwar	Alwar	NA	NA	-
Haryana	Hisar	Adampur	500	700	-200
	Bhiwani	Bhiwani	NA	NA	-
		Siwani	400	500	-100
	Sirsa	Sirsa	150	600	-450
		Dhabwali	NA	NA	-
		Ellanabad	NA	527	-
	Fatehabad	Fatehabad	50	50	Unch
Gujarat	Banaskantha	Deesa	NA	NA	-
	Patan	Patan	NA	5	-
	Rajkot	Rajkot	125	150	-25



	Jamnagar	Dhrol	NA	NA	-
Madhya Pradesh	Gwalior	Dabra	NA	NA	-
Total Arrivals/Above Markets			15975	13832	2143

**Disclaimer**

The information and opinions contained in the document have been compiled from sources believed to be reliable. The company does not warrant its accuracy, completeness and correctness. Use of data and information contained in this report is at your own risk. This document is not, and should not be construed as, an offer to sell or solicitation to buy any commodities. This document may not be reproduced, distributed or published, in whole or in part, by any recipient hereof for any purpose without prior permission from the Company. IASL and its affiliates and/or their officers, directors and employees may have positions in any commodities mentioned in this document (or in any related investment) and may from time to time add to or dispose of any such commodities (or investment). Please see the detailed disclaimer at <http://www.agriwatch.com/Disclaimer.asp> © 2022 Indian Agribusiness Systems Limited