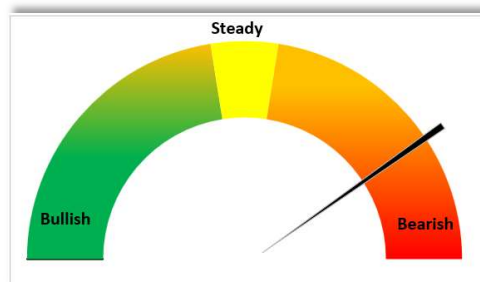


Today's Update

Today, Guar seed Jodhpur delivery prices went down by 1.1% at Rs. 4,652/Qtl as compared to previous day at Rs. 4,704/Qtl amid rebound in crude oil prices. In other cash markets too, Guar seed traded with bearish sentiments. In Rajasthan, the arrivals recorded up at 14,150 qtl. Vs 12,450 qtl. the previous day. In Haryana, arrivals went down at 1,978 qtl. Vs 2,525 qtl. the previous day. Jodhpur Guar seed delivery prices are expected to rebound and trade in the range of Rs.4,600-5,000/Qtl in near term amid new crop arrivals.



As per the sources, the crop loss in the Hanumangarh and Sriganaganagar regions is estimated to be about 40-50%.

Gujarat state government has released the First advance estimate of area, production and yield for the year 2022-23 for all the major crops. For guar, area estimated at 95,000 ha, yield estimated at 636 kg/ Ha and production estimated at 60,000 tonnes.

Guar Split Exports

India's Guar split exports increased in the month of Aug'2022 by 10% to 6,465 MT as compared to 5,882 MT previous month. However, the Guar split shipments up by 205% in Aug'22 compared to the same period last year. Out of the total exports, around 5,280 MT (81.7%) bought by China, 500 MT (7.7%) bought by USA.

Countries	Guar Split exported in MT	Guar Split Export % Share
CHINA	5280	81.7%
USA	500	7.7%
SWITZERLAND	360	5.6%
NETHERLANDS	300	4.6%
MEXICO	25.2	0.4%
Total	6465.2	100%

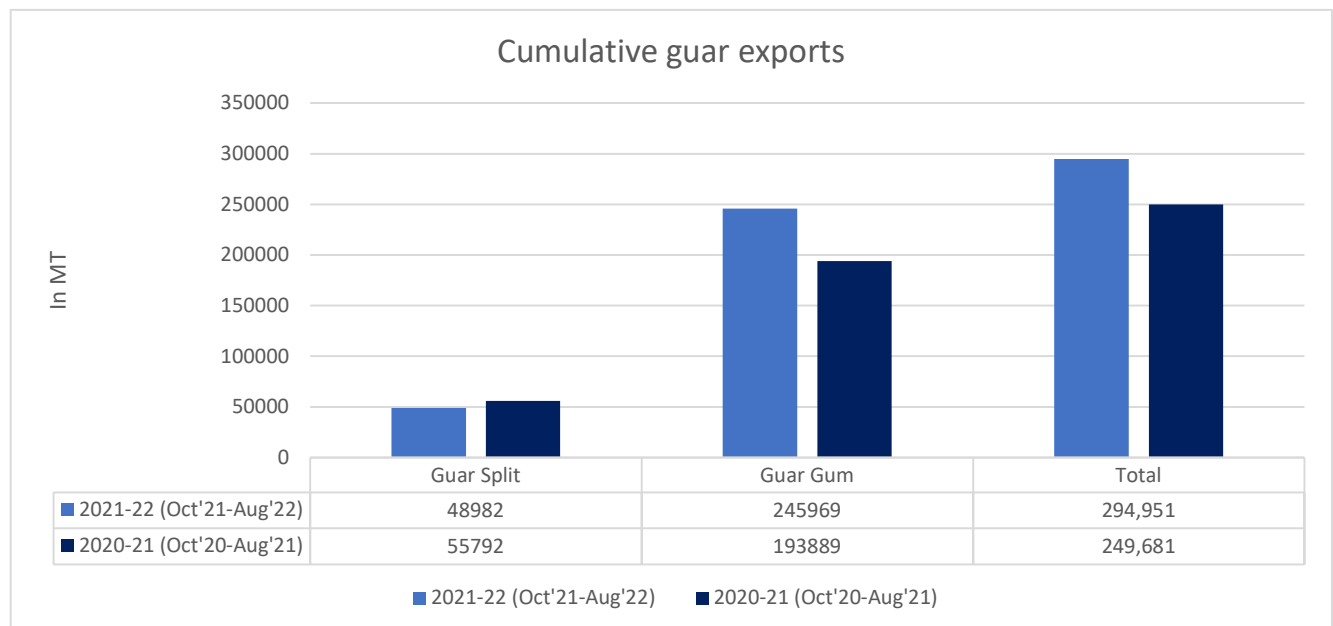
Guar Gum Exports: India's Guar gum exports decreased in the month of August 2022 by 2.39% to 21,963 MT compared to 22,501 MT during previous month. However, the gum shipments were up by 20.27% in August 2022 compared to the same period last year. Out of the total exported quantity, around 4,875 MT (23.66%) was bought by the US, Russia bought 5,196 MT (23.66%), China 1,476 MT (6.72%), and Germany 2,483 MT (11.31%). We expect Guar gum export in Sept'22 around 24,000-25,000 tonnes.

Countries	Guar gum exported in MT	Guar gum export % Share
RUSSIA	5196	23.66%
USA	4875	22.20%
GERMANY	2483	11.31%
CHINA	1476	6.72%
CANADA	768	3.50%
ITALY	704	3.20%
NETHERLANDS	689	3.14%
FRANCE	475	2.16%
INDONESIA	409	1.86%
AUSTRALIA	399	1.82%
BRAZIL	358	1.63%
UNITED KINGDOM	357	1.62%
UAE	350	1.59%
THAILAND	318	1.45%
SOUTH KOREA	298	1.36%
JAPAN	284	1.29%
DENMARK	256	1.17%
SOUTH AFRICA	251	1.14%
OTHERS	2017	9.18%
TOTAL	21963	100%

Total Cumulative Guar exports

Oct-Aug'22 recorded up by 18% to 2.94 Lakh tonnes as compared to 2.49 Lakh tonnes previous year same period amid bullish crude oil prices and increase in oil rig count.

Attributes	2021-22 (Oct'21-Aug'22)	2020-21 (Oct'20-Aug'21)	% Change
Guar Split	48982	55792	-12%
Guar Gum	245969	193889	27%
Total	294,951	249,681	18%



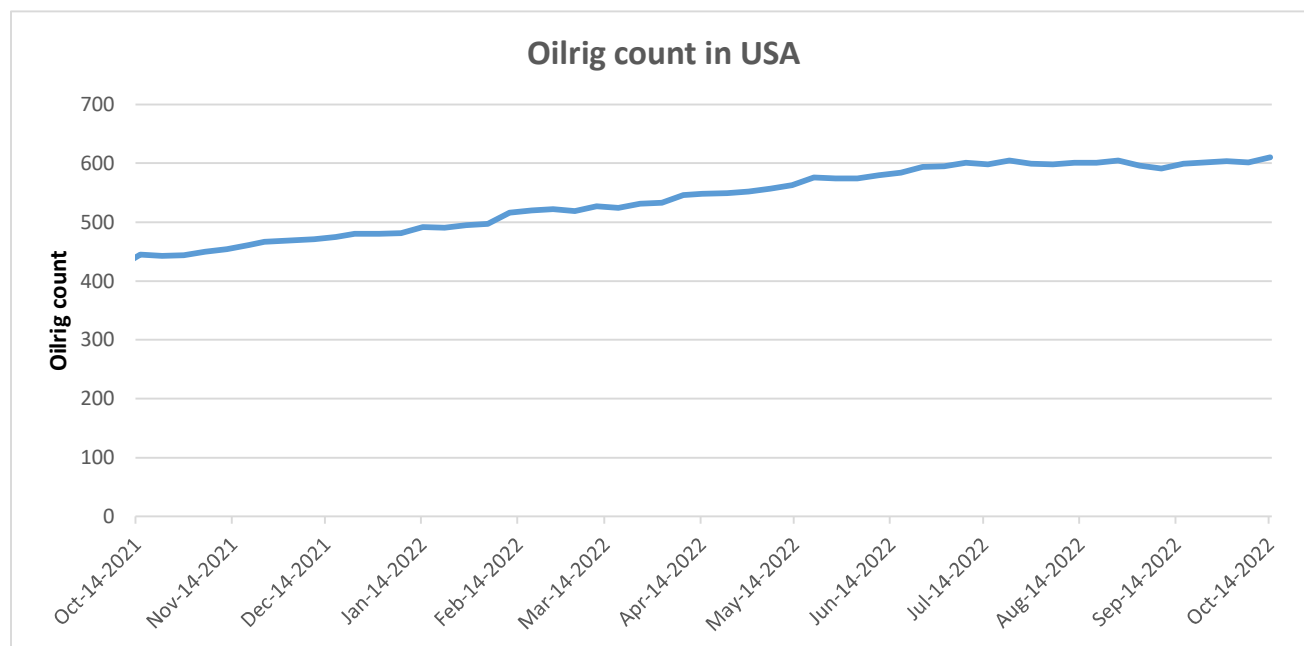
Sowing Updates

As of 24th Aug '22, According to the Department of Agriculture, Rajasthan, Guar sowing is up by 50% at 30.79 Lakh hectare as compared to 20.48 Lakh hectare previous year same period. This season sowing area is high due to early rains and better returns.

Guar seed sowing progress 2022-23			
State	Area of Kharif-2021 During Corresponding Period	Progressive Area of Kharif 2022	% change over previous year
Rajasthan (As on 24 Aug '22)	20.48	30.79	50%
Gujarat (As on 26 Sep '22)	1.13	1.04	-8%
Source: State government		Area in Lakh Ha	

Oil Rig count

As on 14th Oct '2022, as per data released by Baker Hughes, the number of oilrigs in USA increased by 8 from 602 in the previous week to 610 this week.




NCDEX-FUTURES MARKET – Guar Seed

Contract	% chg	Open	High	Low	Close	Volume	Change	OI	Change
Oct-22	-0.61	4,578	4,550	4,550	4,550	390	370	305	-1085
Nov-22	0.69	4,616	4,698	4,591	4,675	14,395	2575	45200	-710

NCDEX-FUTURES MARKET- Guar Gum

Contract	% chg	Open	High	Low	Close	Volume	Change	OI	Change
Oct-22	+0.00	8922	8922	8922	8922	210	90	260	-130
Nov-22	+1.16	9000	9210	9000	9152	6430	1205	37150	-2120

Guar seed Stock Position:

Stocks	Demat	In-Process	Total
	18-Oct-22	18-Oct-22	18-Oct-22
Bikaner	11894	30	11924
Deesa	10	0	10
Sri Ganganagar	263	0	263
Jodhpur	2880	0	2880
Nokha	0	0	0

Guar Gum Stock Position:

Stocks	Demat	In-Process	Total
	18-Oct-22	18-Oct-22	18-Oct-22
Deesa	0	0	0
Bikaner	3275	0	3275
Jodhpur	7323	20	7343
Nokha	1209	0	1209
Sri Ganganagar	165	0	165



Churi and Korma Prices:		19-Oct-22
Commodity	Centre	Rs. /75 kg.
Churi	Jodhpur	1800
Korma	Jodhpur	2850

Guar seed EDD:					
	10-Oct-22	10-Nov-22	10-Dec-22	10-Jan-23	10-Feb-23
Bikaner	-	1448	3047	5207	1395
Deesa	-	-	10	-	-
Sri Ganganagar	0	119	-	60	-
Jodhpur	0	288	30	-	-
Nokha	-	-	-	-	-

Guar Gum EDD:					
	10-Oct-22	10-Nov-22	10-Dec-22	10-Jan-23	10-Feb-23
Deesa	-	-	-	-	-
Bikaner	-	130	529	668	597
Jodhpur	-	1102	452	2326	850
Nokha	-	10	155	410	155
Sri Ganganagar	-	10	-	20	115

Guar Seed Prices at Key Spot Markets:					
Commodity	District	Centre	Prices (Rs/Qtl)		Change
Guar Seed			19-Oct-22	18-Oct-22	
Rajasthan	Jodhpur	Jodhpur (Loose)	4430	4480	-50
		Jodhpur(Delivery)	4652	4704	-53
	Sri-Ganganagar	Sri-Ganganagar(Loose)	4500	4450	50
		Sri-Ganganagar (Delivery)	4650	4600	50
		Rawla (Loose)	4450	4450	Unch
		Gharsana (Loose)	4400	4480	-80
		Raisinghnagar (Loose)	4425	4425	Unch
	Bikaner	Bikaner (Loose)	4450	4425	25
		Bikaner (Delivery)	4673	4646	26
		Nokha(Loose)	4450	4450	Unch
		Nokha (Delivery)	4673	4673	Unch
		Khajuwala (Loose)	4450	4400	50
		Khajuwala (Delivery)	4673	4620	53
		Lunkaransar (Loose)	4450	4425	25
	Hanumangarh	Hanumangarh (Loose)	4400	4400	Unch
		Hanumangarh (Delivery)	4620	4620	Unch
		Nohar (Loose)	NA	NA	-
		Pilibanga (Loose)	NA	NA	-
	Nagaur	Nagaur (Loose)	4425	4450	-25
	Churu	Churu (Delivery)	4600	4600	Unch
	Alwar	Alwar (Loose)	4200	4200	Unch
Haryana	Hisar	Adampur (Loose)	4500	4450	50
		Adampur (Delivery)	4725	4673	53
	Bhiwani	Bhiwani (Delivery)	4600	4600	Unch
		Siwani (Loose)	4650	4650	Unch
	Sirsa	Sirsa (Loose)	4300	4300	Unch
		Dhabwali (Loose)	4350	4350	Unch
		Dhabwali (Delivery)	4568	4568	Unch
		Ellanabad (Loose)	4575	4640	-65
	Fatehabad	Fatehabad (Loose)	NA	NA	-
Gujarat	Banaskantha	Deesa (Loose)	NA	NA	-
	Patan	Patan (Loose)	4155	4315	-160
	Rajkot	Rajkot (Loose)	4545	4465	80
	Jamnagar	Dhrol (Loose)	4350	4380	-30

Madhya Pradesh	Gwalior	Dabra (Loose)	NA	NA	-
Guar Gum					
Rajasthan	Jodhpur	Jodhpur	9200	9200	Unch
	Alwar	Alwar	9200	9200	Unch
	Hanumangarh	Nohar	NA	NA	-
Haryana	Bhiwani	Bhiwani	9200	9200	Unch
	Sirsa	Sirsa	9250	9250	Unch
		Dhabwali	9250	9250	Unch
		Ellanabad	9250	9250	Unch
	Fatehabad	Fatehabad	NA	NA	-

Guar Seed Arrivals in Key Centers					
Commodity	District	Centre	Arrivals (Quintals)		Change
Guar Seed			19-Oct-22	18-Oct-22	
Rajasthan	Jodhpur	Jodhpur	NA	NA	-
	Sri-Ganganagar	Sri-Ganganagar	1000	1500	-500
		Rawla	300	500	-200
		Gharsana	500	600	-100
		Raisinghnagar	1500	1500	Unch
	Bikaner	Bikaner	1500	3000	-1500
		Nokha	2000	2000	Unch
		Khajuwala	400	400	Unch
		Lunkaransar	1000	1000	Unch
	Hanumangarh	Hanumangarh	250	150	100
		Nohar	NA	NA	-
		Pilibanga	NA	NA	-
	Nagaur	Nagaur	3000	2500	500
	Churu	Churu	1000	1000	Unch
	Alwar	Alwar	NA	NA	-
Haryana	Hisar	Adampur	800	1200	-400
	Bhiwani	Bhiwani	NA	NA	-
		Siwani	300	300	Unch
	Sirsa	Sirsa	150	250	-100
		Dhabwali	NA	NA	-
		Ellanabad	728	775	-47
	Fatehabad	Fatehabad	NA	NA	-
Gujarat	Banaskantha	Deesa	NA	NA	-
	Patan	Patan	9	8	1
	Rajkot	Rajkot	6	100	-94

	Jamnagar	Dhrol	12	1	11
Madhya Pradesh	Gwalior	Dabra	NA	NA	-
Total Arrivals/Above Markets			14455	16784	-2329

Disclaimer

The information and opinions contained in the document have been compiled from sources believed to be reliable. The company does not warrant its accuracy, completeness and correctness. Use of data and information contained in this report is at your own risk. This document is not, and should not be construed as, an offer to sell or solicitation to buy any commodities. This document may not be reproduced, distributed or published, in whole or in part, by any recipient hereof for any purpose without prior permission from the Company. IASL and its affiliates and/or their officers, directors and employees may have positions in any commodities mentioned in this document (or in any related investment) and may from time to time add to or dispose of any such commodities (or investment). Please see the detailed disclaimer at <http://www.agriwatch.com/Disclaimer.asp> © 2022 Indian Agribusiness Systems Limited