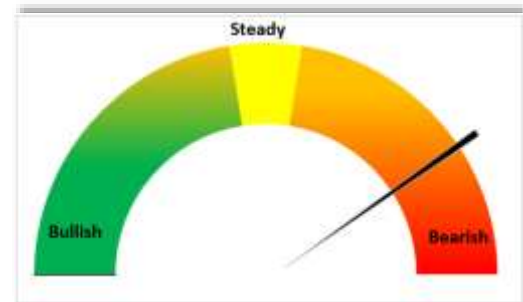


Today's Update

Today, Guar seed Jodhpur market remained closed amid festivals. In other cash markets Guar seed traded with mixed bias. In Rajasthan, the arrivals recorded low at 7,000 qtl. Vs 12,400 qtl. the previous day. In Haryana, arrivals went up to 1,000 qtl. Vs 2,525 qtl. the previous day. Jodhpur Guar seed delivery prices are expected to trade in the range of Rs.4,800-5,200/Qtl in near term amid new crop arrivals.



As per the sources, the crop loss in the Hanumangarh and Sriganganagar regions is estimated to be about 40-50%.

Gujarat state government has released the First advance estimate of area, production and yield for the year 2022-23 for all the major crops. For guar, area estimated at 95,000 ha, yield estimated at 636 kg/ Ha and production estimated at 60,000 tonnes.

Guar Split Exports

India's Guar split exports increased in the month of Aug'2022 by 10% to 6,465 MT as compared to 5,882 MT previous month. However, the Guar split shipments up by 205% in Aug'22 compared to the same period last year. Out of the total exports, around 5,280 MT (81.7%) bought by China, 500 MT (7.7%) bought by USA.

Countries	Guar Split exported in MT	Guar Split Export % Share
CHINA	5280	81.7%
USA	500	7.7%
SWITZERLAND	360	5.6%
NETHERLANDS	300	4.6%
MEXICO	25.2	0.4%
Total	6465.2	100%

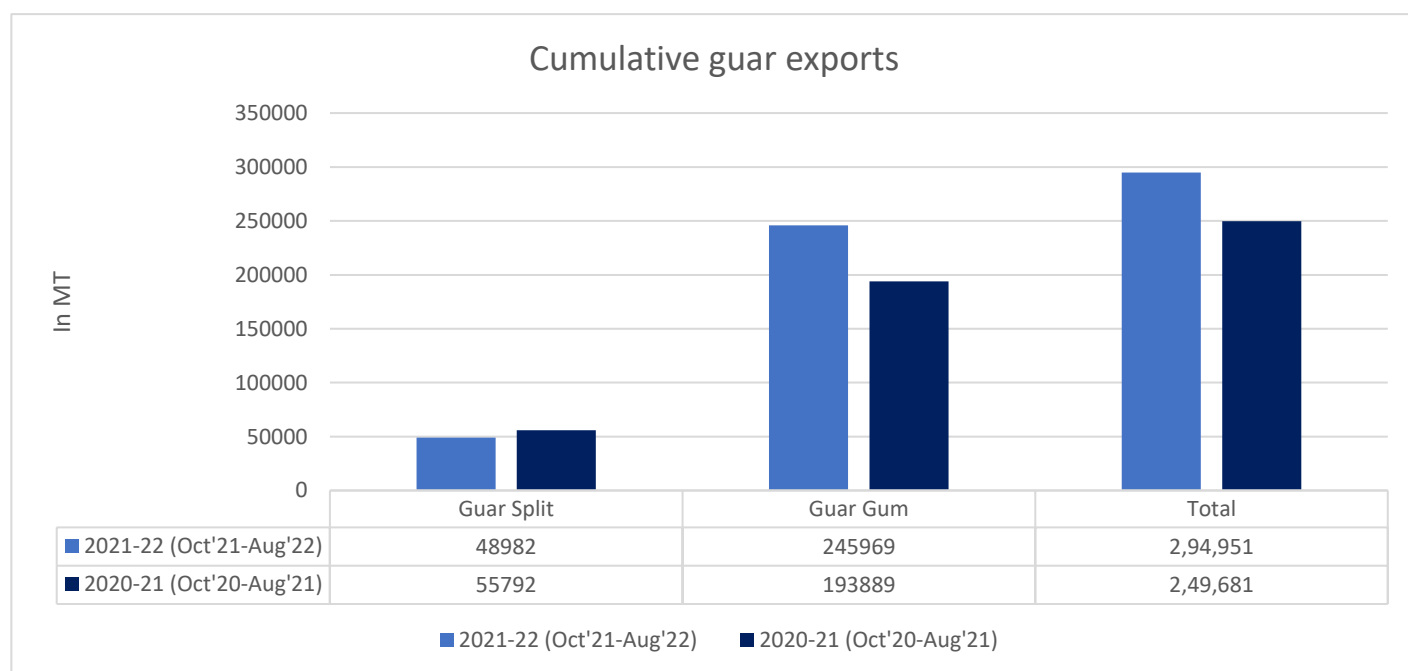
Guar Gum Exports: India's Guar gum exports decreased in the month of August 2022 by 2.39% to 21,963 MT compared to 22,501 MT during previous month. However, the gum shipments were up by 20.27% in August 2022 compared to the same period last year. Out of the total exported quantity, around 4,875 MT (23.66%) was bought by the US, Russia bought 5,196 MT (23.66%), China 1,476 MT (6.72%), and Germany 2,483 MT (11.31%). We expect Guar gum export in Sept'22 around 24,000-25,000 tonnes.

Countries	Guar gum exported in MT	Guar gum export % Share
RUSSIA	5196	23.66%
USA	4875	22.20%
GERMANY	2483	11.31%
CHINA	1476	6.72%
CANADA	768	3.50%
ITALY	704	3.20%
NETHERLANDS	689	3.14%
FRANCE	475	2.16%
INDONESIA	409	1.86%
AUSTRALIA	399	1.82%
BRAZIL	358	1.63%
UNITED KINGDOM	357	1.62%
UAE	350	1.59%
THAILAND	318	1.45%
SOUTH KOREA	298	1.36%
JAPAN	284	1.29%
DENMARK	256	1.17%
SOUTH AFRICA	251	1.14%
OTHERS	2017	9.18%
TOTAL	21963	100%

Total Cumulative Guar exports

Oct-Aug'22 recorded up by 18% to 2.94 Lakh tonnes as compared to 2.49 Lakh tonnes previous year same period amid bullish crude oil prices and increase in oil rig count.

Attributes	2021-22 (Oct'21-Aug'22)	2020-21 (Oct'20-Aug'21)	% Change
Guar Split	48982	55792	-12%
Guar Gum	245969	193889	27%
Total	294,951	249,681	18%



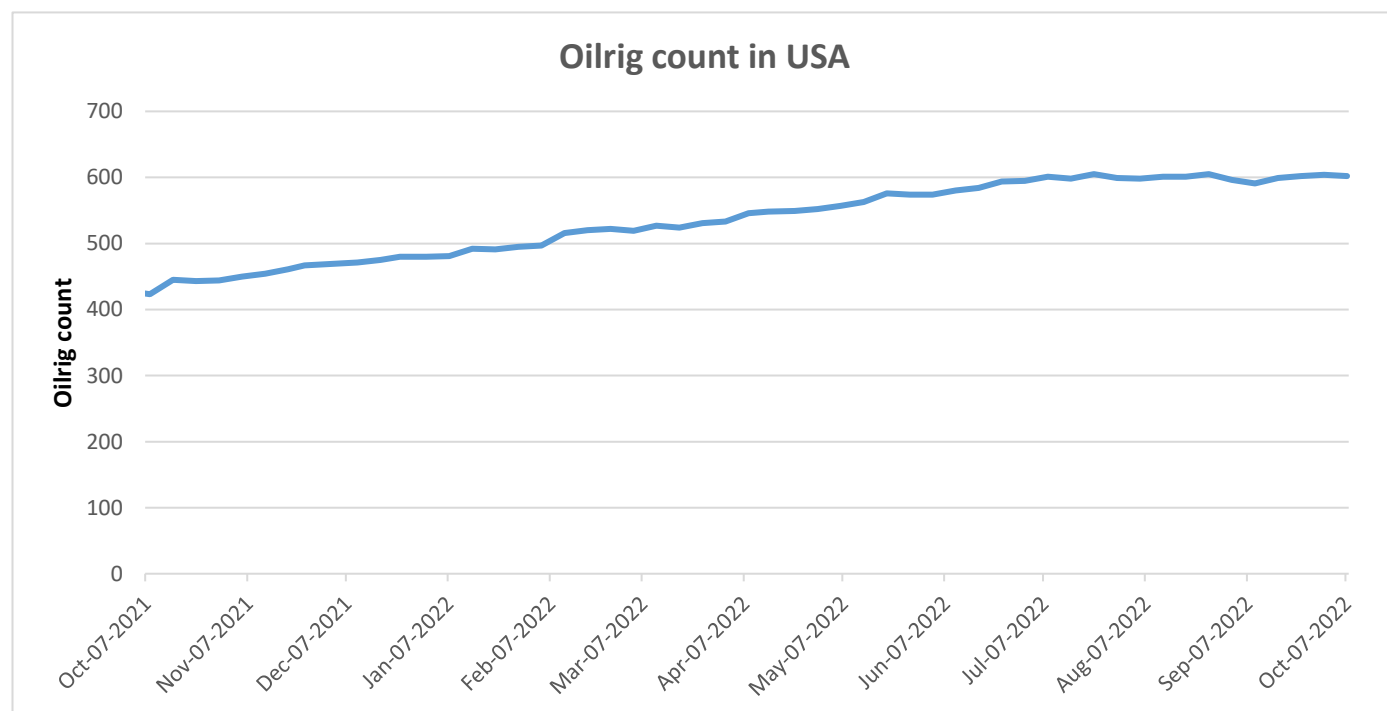
Sowing Updates

As of 24th Aug '22, According to the Department of Agriculture, Rajasthan, Guar sowing is up by 50% at 30.79 Lakh hectare as compared to 20.48 Lakh hectare previous year same period. This season sowing area is high due to early rains and better returns.

Guar seed sowing progress 2022-23			
State	Area of Kharif-2021 During Corresponding Period	Progressive Area of Kharif 2022	% change over previous year
Rajasthan (As on 24 Aug '22)	20.48	30.79	50%
Gujarat (As on 26 Sep '22)	1.13	1.04	-8%
Source: State government		Area in Lakh Ha	

Oil Rig count

As on 30th Sep '2022, as per data released by Baker Hughes, the number of oilrigs in USA increased by 3 from 599 in the previous week to 602 this week.





NCDEX-FUTURES MARKET – Guar Seed

Contract	% chg	Open	High	Low	Close	Volume	Change	OI	Change
Nov-22	-	-	-	-	-	-	-	-	-
Dec-22	-	-	-	-	-	-	-	-	-

NCDEX-FUTURES MARKET- Guar Gum

Contract	% chg	Open	High	Low	Close	Volume	Change	OI	Change
Nov-22	-	-	-	-	-	-	-	-	-
Dec-22	-	-	-	-	-	-	-	-	-

Guar seed Stock Position:

Stocks	Demat	In-Process	Total
	21-Oct-22	21-Oct-22	21-Oct-22
Bikaner	11625	337	11962
Deesa	10	0	10
Sri Ganganagar	229	34	263
Jodhpur	288	0	288
Nokha	0	0	0

Guar Gum Stock Position:

Stocks	Demat	In-Process	Total
	21-Oct-22	21-Oct-22	21-Oct-22
Deesa	0	0	0
Bikaner	3115	20	3135
Jodhpur	7373	50	7423
Nokha	1209	0	1209
Sri Ganganagar	165	0	165



Churi and Korma Prices:		22-Oct-22
Commodity	Centre	Rs. /75 kg.
Churi	Jodhpur	Closed
Korma	Jodhpur	Closed

Guar seed EDD:					
	10-Nov-22	10-Dec-22	10-Jan-23	10-Feb-23	10-Mar-23
Bikaner	1403	3047	4954	1395	199
Deesa	-	10	-	-	-
Sri Ganganagar	119	-	60	-	-
Jodhpur	288	30	-	-	-
Nokha	-	-	-	-	-

Guar Gum EDD:					
	10-Nov-22	10-Dec-22	10-Jan-23	10-Feb-23	10-Mar-23
Deesa	-	-	-	-	-
Bikaner	10	529	668	597	189
Jodhpur	809	452	2326	850	69
Nokha	10	155	410	155	70
Sri Ganganagar	10	-	20	115	-



Guar Seed Prices at Key Spot Markets:

Commodity	District	Centre	Prices (Rs/Qtl)		Change
			22-Oct-22	21-Oct-22	
Guar Seed					
Rajasthan	Jodhpur	Jodhpur (Loose)	Closed	4525	-
		Jodhpur(Delivery)	Closed	4751	-
	Sri-Ganganagar	Sri-Ganganagar(Loose)	4500	4450	50
		Sri-Ganganagar (Delivery)	4650	4600	50
		Rawla (Loose)	4575	4420	155
		Gharsana (Loose)	4600	4550	50
		Raisinghnagar (Loose)	Closed	4450	-
	Bikaner	Bikaner (Loose)	-	4520	-
		Bikaner (Delivery)	-	4746	-
		Nokha(Loose)	Closed	4450	-
		Nokha (Delivery)	Closed	4673	-
		Khajuwala (Loose)	Closed	4500	-
		Khajuwala (Delivery)	Closed	4725	-
		Lunkaransar (Loose)	4450	4500	-50
	Hanumangarh	Hanumangarh (Loose)	Closed	4500	-
		Hanumangarh (Delivery)	Closed	4725	-
		Nohar (Loose)	NA	NA	-
		Pilibanga (Loose)	NA	NA	-
	Nagaur	Nagaur (Loose)	Closed	4450	-
	Churu	Churu (Delivery)	4600	4600	Unch
	Alwar	Alwar (Loose)	4200	4200	Unch
Haryana	Hisar	Adampur (Loose)	4450	4450	Unch
		Adampur (Delivery)	4673	4673	Unch
	Bhiwani	Bhiwani (Delivery)	4700	4700	Unch
		Siwani (Loose)	4650	4670	-20
	Sirsa	Sirsa (Loose)	4300	4450	-150
		Dhabwali (Loose)	4350	4500	-150
		Dhabwali (Delivery)	4568	4725	-158
		Ellanabad (Loose)	NA	4550	-
	Fatehabad	Fatehabad (Loose)	NA	NA	-
Gujarat	Banaskantha	Deesa (Loose)	NA	NA	-
	Patan	Patan (Loose)	NA	NA	-
	Rajkot	Rajkot (Loose)	NA	4500	-
	Jamnagar	Dhrol (Loose)	NA	NA	-
Madhya Pradesh	Gwalior	Dabra (Loose)	NA	NA	-



Guar Gum					
Rajasthan	Jodhpur	Jodhpur	Closed	9300	-
	Alwar	Alwar	9300	9300	Unch
	Hanumangarh	Nohar	NA	NA	-
Haryana	Bhiwani	Bhiwani	9400	9400	Unch
	Sirsa	Sirsa	9400	9400	Unch
		Dhabwali	9400	9400	Unch
		Ellanabad	NA	9400	-
	Fatehabad	Fatehabad	NA	NA	-

Guar Seed Arrivals in Key Centers					
Commodity	District	Centre	Arrivals (Quintals)		Change
Guar Seed			22-Oct-22	21-Oct-22	
Rajasthan	Jodhpur	Jodhpur	Closed	NA	-
	Sri-Ganganagar	Sri-Ganganagar	1500	1300	200
		Rawla	800	400	400
		Gharsana	2000	500	1500
		Raisinghnagar	Closed	1500	-
	Bikaner	Bikaner	0	2500	-2500
		Nokha	Closed	1500	-
		Khajuwala	Closed	400	-
		Lunkaransar	1700	1000	700
	Hanumangarh	Hanumangarh	Closed	300	-
		Nohar	NA	NA	-
		Pilibanga	NA	NA	-
	Nagaur	Nagaur	Closed	2000	-
	Churu	Churu	1000	1000	Unch
	Alwar	Alwar	NA	NA	-
Haryana	Hisar	Adampur	500	1000	-500
	Bhiwani	Bhiwani	NA	NA	-
		Siwani	300	800	-500
	Sirsa	Sirsa	200	150	50
		Dhabwali	NA	NA	-
		Ellanabad	NA	708	-
	Fatehabad	Fatehabad	NA	NA	-
Gujarat	Banaskantha	Deesa	NA	NA	-
	Patan	Patan	NA	NA	-
	Rajkot	Rajkot	NA	90	-
	Jamnagar	Dhrol	NA	NA	-

Madhya Pradesh	Gwalior	Dabra	NA	NA	-
Total Arrivals/Above Markets			8000	15148	-7148

Disclaimer

The information and opinions contained in the document have been compiled from sources believed to be reliable. The company does not warrant its accuracy, completeness and correctness. Use of data and information contained in this report is at your own risk. This document is not, and should not be construed as, an offer to sell or solicitation to buy any commodities. This document may not be reproduced, distributed or published, in whole or in part, by any recipient hereof for any purpose without prior permission from the Company. IASL and its affiliates and/or their officers, directors and employees may have positions in any commodities mentioned in this document (or in any related investment) and may from time to time add to or dispose of any such commodities (or investment). Please see the detailed disclaimer at <http://www.agriwatch.com/Disclaimer.asp> © 2022 Indian Agribusiness Systems Limited