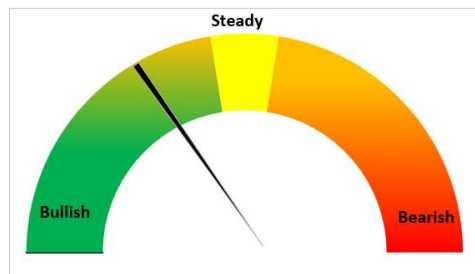


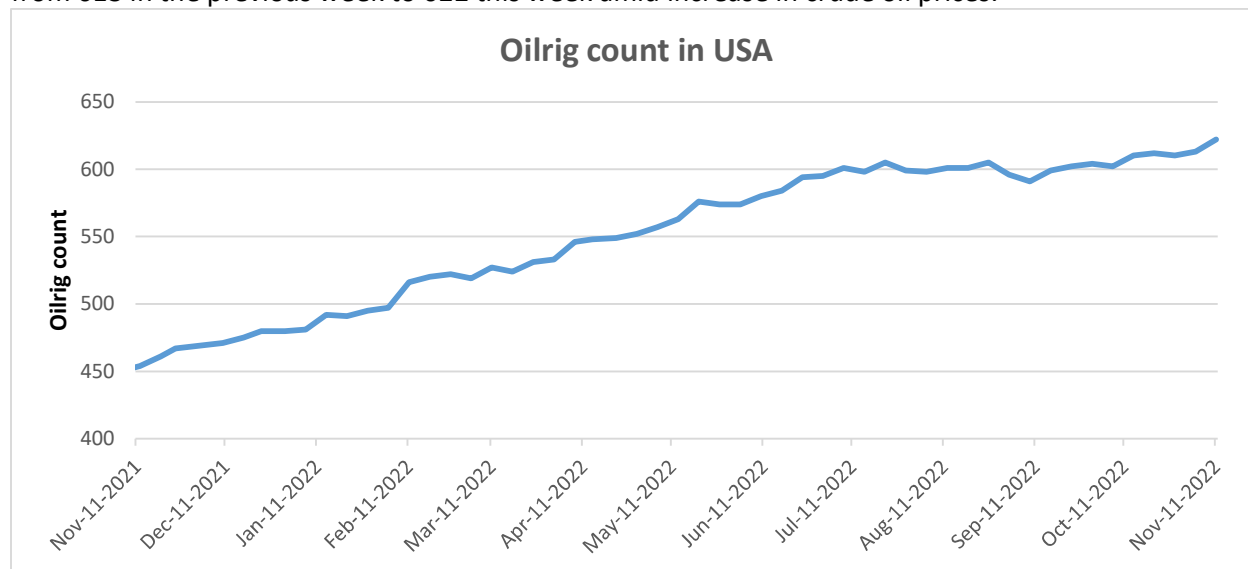
### Today's Update

Today, Guar seed Jodhpur delivery prices went up by 6.1% at Rs. 5,513/Qtl. as compared to previous day at Rs. 5,198/Qtl. In other cash markets Guar seed traded with bullish sentiment. In Rajasthan, arrivals recorded at 17,850 qtl. Vs 13,760 qtl. previous day. In Haryana, arrivals recorded at 3,860 qtl. Vs 3,550 qtl. previous day. Jodhpur Guar seed delivery prices are expected to trade in the range of Rs.4700-5000/Qtl. in near term amid new crop arrivals.



### Oilrig

As on 11th Nov '2022, as per data released by Baker Hughes, the number of oilrigs in USA increased by 9 from 613 in the previous week to 622 this week amid increase in crude oil prices.



### WTI Crude Oil

WTI Crude oil 11th Nov'22	% Change
11th Nov'22	2.88%
1 Week	-3.94%
Month till date	1.61%

**Guar Split Exports**

India's Guar split exports increased in the month of October '2022 by 2% to 3,800 MT as compared to 3,720 MT previous month. However, the

Guar split shipments up by 47% in October '22 compared to the same period last year. Out of the total exports, around 3,120 MT (82.11%) bought by China, 420 MT (11.05%) bought by USA and 260 MT (6.84%) bought by Russia.

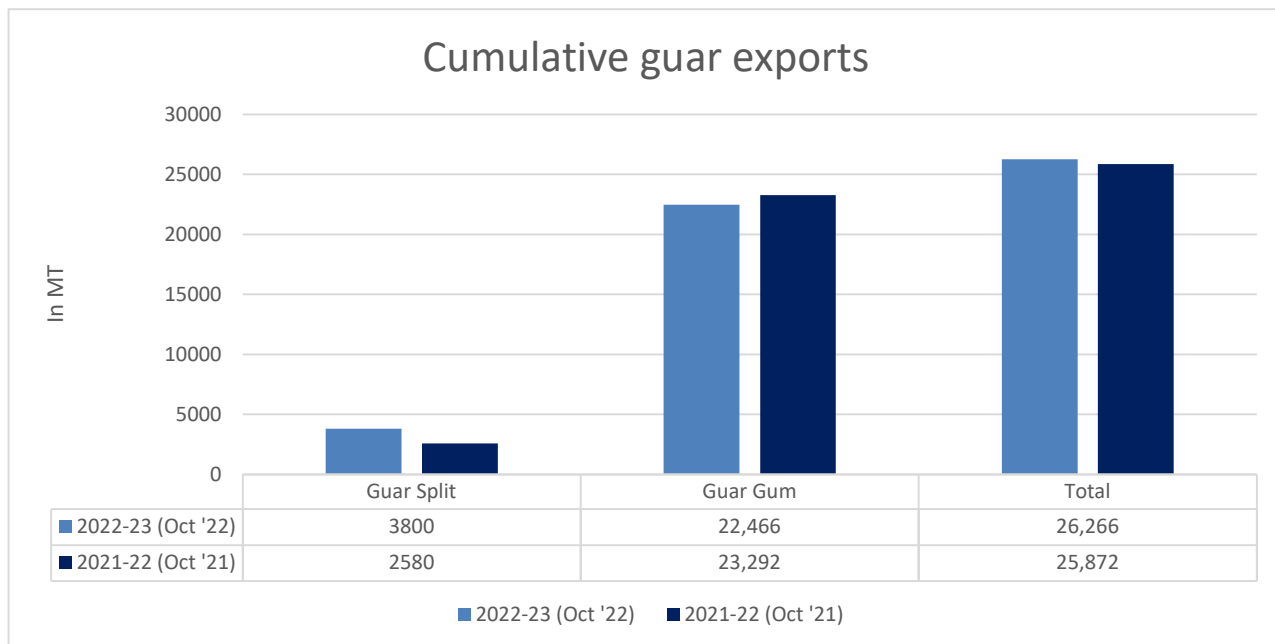
Country	Guar Split exported in MT	% Share
CHINA	3120	82.11%
USA	420	11.05%
RUSSIA	260	6.84%
<b>Grand Total</b>	<b>3800</b>	<b>100%</b>

**Guar Gum Exports:** India's Guar gum exports decreased in the month of October '2022 by 0.16% to 22,466 MT compared to 22,503 MT during previous month. The gum shipments were also down by 4% in October 2022 compared to the same period last year. Out of the total exported quantity, around 7008 MT (31.19%) was bought by the US, Russia bought 4,404 MT (19.60%), Germany 2,794 MT (12.43%), China 1,610 MT (7.17%) and Canada 1,483 MT (6.60%). We expect Guar gum export in Nov '22 around 22,000-25,000 tonnes.

Countries	Guar gum exported in MT	Guar gum export % Share
USA	7008	31.19%
RUSSIA	4404	19.60%
GERMANY	2794	12.43%
CHINA	1610	7.17%
CANADA	1483	6.60%
AUSTRALIA	568	2.53%
ITALY	460	2.05%
UNITED KINGDOM	426	1.90%
BRAZIL	346	1.54%
TURKEY	264	1.17%
THAILAND	216	0.96%
NETHERLANDS	209	0.93%
JAPAN	207	0.92%
POLAND	204	0.91%
EGYPT	201	0.89%
SOUTH KOREA	173	0.77%
OTHERS	1894	8.43%
<b>TOTAL</b>	<b>22,466</b>	<b>100%</b>

**Total Cumulative Guar exports** Oct '22 recorded up by 2% to 0.26 Lakh tonnes as compared to 0.25 Lakh tonnes previous year same period.

Attributes	2022-23 (Oct '22)	2021-22 (Oct '21)	% Change
Guar Split	3800	2580	47%
Guar Gum	22,466	23,292	-4%
<b>Total</b>	<b>26,266</b>	<b>25,872</b>	<b>2%</b>


**NCDEX Futures Market**
**NCDEX-FUTURES MARKET – Guar Seed**

Contract	% chg	Open	High	Low	Close	Volume	Change	OI	Change
Nov-22	+5.99	5,175	5,380	5,175	5,380	5,190	-1750	3690	-1995
Dec-22	+5.88	5,251	5,495	5,251	5,489	58,360	17535	54905	6505

**NCDEX-FUTURES MARKET- Guar Gum**

Contract	% chg	Open	High	Low	Close	Volume	Change	OI	Change
Nov-22	+6.00	10570	10832	10456	10832	2860	-1330	930	-1160
Dec-22	+5.99	10485	10965	10485	10965	20700	3185	46945	1725



Guar seed Stock Position:			
Stocks	Demat	In-Process	Total
	12-Nov-22	12-Nov-22	12-Nov-22
Bikaner	12910	1914	14824
Deesa	10	0	10
Sri Ganganagar	245	20	265
Jodhpur	159	20	179
Nokha	0	0	0

Guar Gum Stock Position:			
Stocks	Demat	In-Process	Total
	11-Nov-22	11-Nov-22	11-Nov-22
Deesa	0	0	0
Bikaner	2955	20	2975
Jodhpur	7942	353	8295
Nokha	1298	80	1378
Sri Ganganagar	145	0	145

Churi and Korma Prices:		10-Nov-22
Commodity	Centre	Rs. /75 kg.
Churi	Jodhpur	1900
Korma	Jodhpur	3000

Guar seed EDD:					
	10-Nov-22	10-Dec-22	10-Jan-23	10-Feb-23	10-Mar-23
<b>Bikaner</b>	-	3042	4908	1395	199
<b>Deesa</b>	-	10	-	-	-
<b>Sri Ganganagar</b>	-	-	60	-	-
<b>Jodhpur</b>	288	30	-	-	-
<b>Nokha</b>	-	-	-	-	-

Guar Gum EDD:					
	10-Nov-22	10-Dec-22	10-Jan-23	10-Feb-23	10-Mar-23
<b>Deesa</b>	-	-	-	-	-
<b>Bikaner</b>	-	30	668	597	189
<b>Jodhpur</b>	0	452	2236	850	69
<b>Nokha</b>	-	115	410	155	70
<b>Sri Ganganagar</b>	10	-	20	115	-

Guar Seed Prices at Key Spot Markets:					
Commodity	District	Centre	Prices (Rs/Qtl)		Change
Guar Seed			14-Nov-22	12-Nov-22	
<b>Rajasthan</b>	<b>Jodhpur</b>	Jodhpur (Loose)	5250	4950	300
		Jodhpur (Delivery)	5513	5198	315
	<b>Sri-Ganganagar</b>	Sri-Ganganagar (Loose)	5200	4900	300
		Sri-Ganganagar (Delivery)	5350	5050	300
		Rawla (Loose)	5300	4800	500
		Gharsana (Loose)	5250	4840	410
		Raisinghnagar (Loose)	5180	5100	80
	<b>Bikaner</b>	Bikaner (Loose)	5170	4980	190
		Bikaner (Delivery)	5429	5229	200
		Nokha (Loose)	5100	4850	250
		Nokha (Delivery)	5355	5093	263

		Khajuwala (Loose)	5250	4960	290
		Khajuwala (Delivery)	5513	5208	305
		Lunkaransar (Loose)	5150	5025	125
	Hanumangarh	Hanumangarh (Loose)	5150	5050	100
		Hanumangarh (Delivery)	5408	5303	105
		Nohar (Loose)	NA	NA	-
		Pilibanga (Loose)	NA	NA	-
	Nagaur	Nagaur (Loose)	5200	5100	100
	Churu	Churu (Delivery)	5400	5150	250
	Alwar	Alwar (Loose)	5000	4800	200
Haryana	Hisar	Adampur (Loose)	5200	5000	200
		Adampur (Delivery)	5460	5250	210
	Bhiwani	Bhiwani (Delivery)	5300	5050	250
		Siwani (Loose)	5175	4980	195
	Sirsa	Sirsa (Loose)	5200	4800	400
		Dhabwali (Loose)	5250	4855	395
		Dhabwali (Delivery)	5513	5098	415
		Ellanabad (Loose)	5100	5000	100
	Fatehabad	Fatehabad (Loose)	5100	5000	100
Gujarat	Banaskantha	Deesa (Loose)	NA	4800	-
	Patan	Patan (Loose)	NA	NA	-
	Rajkot	Rajkot (Loose)	5225	NA	-
	Jamnagar	Dhrol (Loose)	NA	NA	-
Madhya Pradesh	Gwalior	Dabra (Loose)	NA	NA	-
Guar Gum					
Rajasthan	Jodhpur	Jodhpur	11000	10600	400
	Alwar	Alwar	11000	10400	600
	Hanumangarh	Nohar	NA	NA	-
Haryana	Bhiwani	Bhiwani	10200	10300	-100
	Sirsa	Sirsa	10400	10300	100
		Dhabwali	10400	10300	100
		Ellanabad	10400	10300	100
	Fatehabad	Fatehabad	10400	10300	100

Guar Seed Arrivals in Key Centers					
Commodity	District	Centre	Arrivals (Quintals)		Change
Guar Seed			14-Nov-22	12-Nov-22	
Rajasthan	Jodhpur	Jodhpur	NA	0	-
	Sri-Ganganagar	Sri-Ganganagar	500	500	Unch

		Rawla	1000	600	400
		Gharsana	2000	1100	900
		Raisinghnagar	800	700	100
	Bikaner	Bikaner	1000	1500	-500
		Nokha	2000	1500	500
		Khajuwala	2000	2000	Unch
		Lunkaransar	1500	800	700
	Hanumangarh	Hanumangarh	50	60	-10
		Nohar	NA	0	-
		Pilibanga	NA	0	-
	Nagaur	Nagaur	4000	3000	1000
	Churu	Churu	3000	2000	1000
	Alwar	Alwar	NA	NA	-
Haryana	Hisar	Adampur	800	700	100
	Bhiwani	Bhiwani	1500	1000	500
		Siwani	500	800	-300
	Sirsa	Sirsa	10	NA	-
		Dhabwali	NA	NA	-
		Ellanabad	1000	1000	Unch
	Fatehabad	Fatehabad	50	50	Unch
Gujarat	Banaskantha	Deesa	NA	0	-
	Patan	Patan	NA	0	-
	Rajkot	Rajkot	500	500	Unch
	Jamnagar	Dhrol	NA	0	-
Madhya Pradesh	Gwalior	Dabra	NA	0	-
<b>Total Arrivals/Above Markets</b>			<b>22210</b>	<b>17810</b>	<b>4400</b>

**Disclaimer**

The information and opinions contained in the document have been compiled from sources believed to be reliable. The company does not warrant its accuracy, completeness and correctness. Use of data and information contained in this report is at your own risk. This document is not, and should not be construed as, an offer to sell or solicitation to buy any commodities. This document may not be reproduced, distributed or published, in whole or in part, by any recipient hereof for any purpose without prior permission from the Company. IASL and its affiliates and/or their officers, directors and employees may have positions in any commodities mentioned in this document (or in any related investment) and may from time to time add to or dispose of any such commodities (or investment). Please see the detailed disclaimer at <http://www.agriwatch.com/Disclaimer.asp> © 2022 Indian Agribusiness Systems Limited