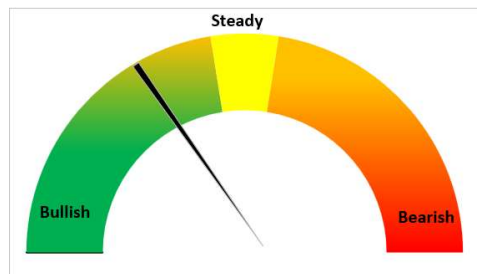


Today's Update

Today, Guar seed Jodhpur delivery prices remained steady at Rs. 5,513/Qtl. In other cash markets Guar seed traded with bullish sentiment. In Rajasthan, arrivals recorded at 17,265 qtl. Vs 17,850 qtl. previous day. In Haryana, arrivals recorded at 3,390 qtl. Vs 3,860 qtl. previous day. Jodhpur Guar seed delivery prices are expected to trade in the range of Rs. 5,000-5,500/Qtl. in near term amid new crop arrivals.

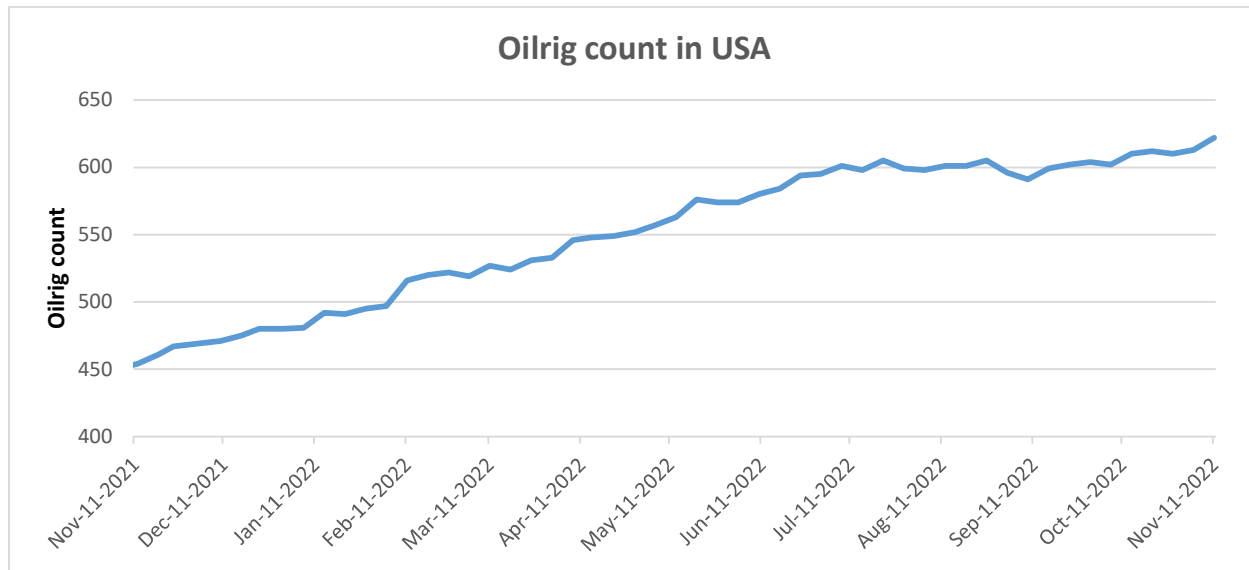


Month till date, Guar seed prices went up by 18% at Rs. 5,513/qtl. as compared to previous month closing at Rs. 4,673/qtl. and guar gum prices went up by 20% at Rs. 11,000/qtl. as compared to Rs. 9,200/qtl. previous month.

Guar seed arrivals went down by 22% after climbing 189% in previous week. So far this week, Guar seed prices have surged by 6% and guar gum prices went up by 4%.

Oilrig

As on 11th Nov '2022, as per data released by Baker Hughes, the number of oilrigs in USA increased by 9 from 613 in the previous week to 622 this week amid increase in crude oil prices.



WTI Crude Oil

WTI Crude oil 14th Nov'22	% Change
14th Nov'22	-3.47%
1 Week	-3.96%
Month till date	-1.26%

Guar Split Exports

India's Guar split exports increased in the month of October '2022 by 2% to 3,800 MT as compared to 3,720 MT previous month. However, the Guar split shipments up by 47% in October '22 compared to the same period last year. Out of the total exports, around 3,120 MT (82.11%) bought by China, 420 MT (11.05%) bought by USA and 260 MT (6.84%) bought by Russia.

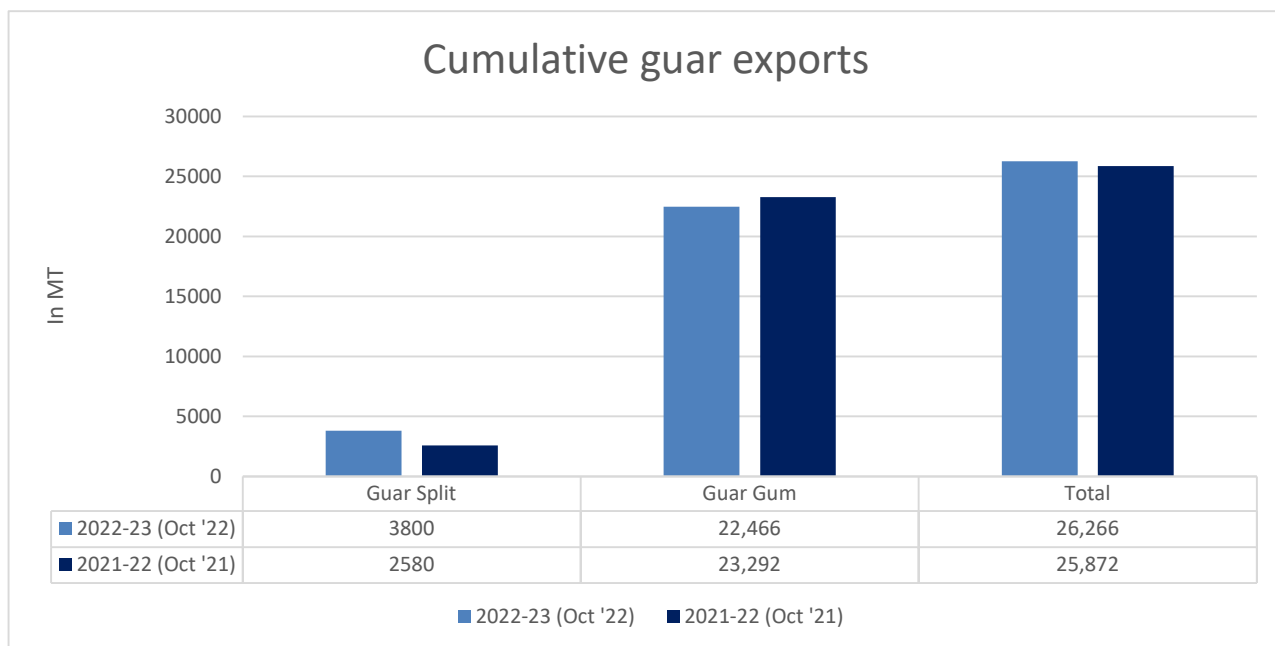
Country	Guar Split exported in MT	% Share
CHINA	3120	82.11%
USA	420	11.05%
RUSSIA	260	6.84%
Grand Total	3800	100%

Guar Gum Exports: India's Guar gum exports decreased in the month of October '2022 by 0.16% to 22,466 MT compared to 22,503 MT during previous month. The gum shipments were also down by 4% in October 2022 compared to the same period last year. Out of the total exported quantity, around 7008 MT (31.19%) was bought by the US, Russia bought 4,404 MT (19.60%), Germany 2,794 MT (12.43%), China 1,610 MT (7.17%) and Canada 1,483 MT (6.60%). We expect Guar gum export in Nov '22 around 22,000-25,000 tonnes.

Countries	Guar gum exported in MT	Guar gum export % Share
USA	7008	31.19%
RUSSIA	4404	19.60%
GERMANY	2794	12.43%
CHINA	1610	7.17%
CANADA	1483	6.60%
AUSTRALIA	568	2.53%
ITALY	460	2.05%
UNITED KINGDOM	426	1.90%
BRAZIL	346	1.54%
TURKEY	264	1.17%
THAILAND	216	0.96%
NETHERLANDS	209	0.93%
JAPAN	207	0.92%
POLAND	204	0.91%
EGYPT	201	0.89%
SOUTH KOREA	173	0.77%
OTHERS	1894	8.43%
TOTAL	22,466	100%

Total Cumulative Guar exports
 Oct '22 recorded up by 2% to 0.26 Lakh tonnes as compared to 0.25 Lakh tonnes previous year same period.

Attributes	2022-23 (Oct '22)	2021-22 (Oct '21)	% Change
Guar Split	3800	2580	47%
Guar Gum	22,466	23,292	-4%
Total	26,266	25,872	2%


NCDEX Futures Market
NCDEX-FUTURES MARKET – Guar Seed

Contract	% chg	Open	High	Low	Close	Volume	Change	OI	Change
Nov-22	+0.17	5,383	5,590	5,353	5,385	1,720	-3470	1590	-2100
Dec-22	-0.44	5,505	5,669	5,406	5,461	75,815	17455	55110	205

NCDEX-FUTURES MARKET- Guar Gum

Contract	% chg	Open	High	Low	Close	Volume	Change	OI	Change
Nov-22	+2.96	10826	11259	10850	11146	420	-2440	610	-320
Dec-22	+1.71	11050	11568	10902	11152	30135	9435	46795	-150

Guar seed Stock Position:			
Stocks	Demat	In-Process	Total
	14-Nov-22	14-Nov-22	14-Nov-22
Bikaner	13789	2125	15914
Deesa	10	0	10
Sri Ganganagar	285	20	305
Jodhpur	159	239	398
Nokha	0	0	0

Guar Gum Stock Position:			
Stocks	Demat	In-Process	Total
	14-Nov-22	14-Nov-22	14-Nov-22
Deesa	0	0	0
Bikaner	2955	20	2975
Jodhpur	8132	358	8490
Nokha	1308	60	1368
Sri Ganganagar	145	0	145

Churi and Korma Prices:		15-Nov-22
Commodity	Centre	Rs. /75 kg.
Churi	Jodhpur	1900
Korma	Jodhpur	3000



Guar seed EDD:					
	10-Nov-22	10-Dec-22	10-Jan-23	10-Feb-23	10-Mar-23
Bikaner	-	3042	4908	1395	199
Deesa	-	10	-	-	-
Sri Ganganagar	-	-	60	-	-
Jodhpur	288	30	-	-	-
Nokha	-	-	-	-	-

Guar Gum EDD:					
	10-Nov-22	10-Dec-22	10-Jan-23	10-Feb-23	10-Mar-23
Deesa	-	-	-	-	-
Bikaner	-	30	668	597	189
Jodhpur	0	452	2236	850	69
Nokha	-	85	410	155	70
Sri Ganganagar	10	-	20	115	-

Guar Seed Prices at Key Spot Markets:					
Commodity	District	Centre	Prices (Rs/Qtl)		Change
Guar Seed			15-Nov-22	14-Nov-22	
Rajasthan	Jodhpur	Jodhpur (Loose)	5250	5250	Unch
		Jodhpur (Delivery)	5513	5513	Unch
	Sri-Ganganagar	Sri-Ganganagar (Loose)	5250	5200	50
		Sri-Ganganagar (Delivery)	5400	5350	50
		Rawla (Loose)	5325	5300	25
		Gharsana (Loose)	5300	5250	50
		Raisinghnagar (Loose)	5350	5180	170
	Bikaner	Bikaner (Loose)	5350	5170	180
		Bikaner (Delivery)	5618	5429	189
		Nokha(Loose)	5250	5100	150
		Nokha (Delivery)	5513	5355	158

		Khajuwala (Loose)	5400	5250	150
		Khajuwala (Delivery)	5670	5513	158
		Lunkaransar (Loose)	5180	5150	30
	Hanumangarh	Hanumangarh (Loose)	5500	5150	350
		Hanumangarh (Delivery)	5775	5408	368
		Nohar (Loose)	NA	5000	-
		Pilibanga (Loose)	NA	5405	-
	Nagaur	Nagaur (Loose)	5300	5200	100
	Churu	Churu (Delivery)	5400	5400	Unch
	Alwar	Alwar (Loose)	5000	5000	Unch
Haryana	Hisar	Adampur (Loose)	5300	5200	100
		Adampur (Delivery)	5565	5460	105
	Bhiwani	Bhiwani (Delivery)	5300	5300	Unch
		Siwani (Loose)	5350	5175	175
	Sirsa	Sirsa (Loose)	5420	5200	220
		Dhabwali (Loose)	5450	5250	200
		Dhabwali (Delivery)	5723	5513	210
		Ellanabad (Loose)	5200	5100	100
	Fatehabad	Fatehabad (Loose)	5400	5100	300
Gujarat	Banaskantha	Deesa (Loose)	NA	NA	-
	Patan	Patan (Loose)	NA	NA	-
	Rajkot	Rajkot (Loose)	5250	5225	25
	Jamnagar	Dhrol (Loose)	NA	NA	-
Madhya Pradesh	Gwalior	Dabra (Loose)	NA	NA	-
Guar Gum					
Rajasthan	Jodhpur	Jodhpur	11000	11000	Unch
	Alwar	Alwar	11000	11000	Unch
	Hanumangarh	Nohar	NA	NA	-
Haryana	Bhiwani	Bhiwani	11000	10200	800
	Sirsa	Sirsa	11000	10400	600
		Dhabwali	11000	10400	600
		Ellanabad	11000	10400	600
	Fatehabad	Fatehabad	11000	10400	600

Guar Seed Arrivals in Key Centers					
Commodity	District	Centre	Arrivals (Quintals)		Change
Guar Seed			15-Nov-22	14-Nov-22	
Rajasthan	Jodhpur	Jodhpur	NA	NA	-
	Sri-Ganganagar	Sri-Ganganagar	500	500	Unch

		Rawla	700	1000	-300
		Gharsana	1500	2000	-500
		Raisinghnagar	500	800	-300
	Bikaner	Bikaner	1000	1000	Unch
		Nokha	3000	2000	1000
		Khajuwala	2000	2000	Unch
		Lunkaransar	2500	1500	1000
	Hanumangarh	Hanumangarh	65	50	15
		Nohar	NA	400	-
		Pilibanga	NA	170	-
	Nagaur	Nagaur	3000	4000	-1000
	Churu	Churu	2500	3000	-500
	Alwar	Alwar	NA	0	-
Haryana	Hisar	Adampur	800	800	Unch
	Bhiwani	Bhiwani	1000	1500	-500
		Siwani	700	500	200
	Sirsa	Sirsa	40	10	30
		Dhabwali	NA	NA	-
		Ellanabad	800	1000	-200
	Fatehabad	Fatehabad	50	50	Unch
Gujarat	Banaskantha	Deesa	NA	NA	-
	Patan	Patan	NA	NA	-
	Rajkot	Rajkot	400	500	-100
	Jamnagar	Dhrol	NA	NA	-
Madhya Pradesh	Gwalior	Dabra	NA	NA	-
Total Arrivals/Above Markets			21055	22780	-1725

Disclaimer

The information and opinions contained in the document have been compiled from sources believed to be reliable. The company does not warrant its accuracy, completeness and correctness. Use of data and information contained in this report is at your own risk. This document is not, and should not be construed as, an offer to sell or solicitation to buy any commodities. This document may not be reproduced, distributed or published, in whole or in part, by any recipient hereof for any purpose without prior permission from the Company. IASL and its affiliates and/or their officers, directors and employees may have positions in any commodities mentioned in this document (or in any related investment) and may from time to time add to or dispose of any such commodities (or investment). Please see the detailed disclaimer at <http://www.agriwatch.com/Disclaimer.asp> © 2022 Indian Agribusiness Systems Limited