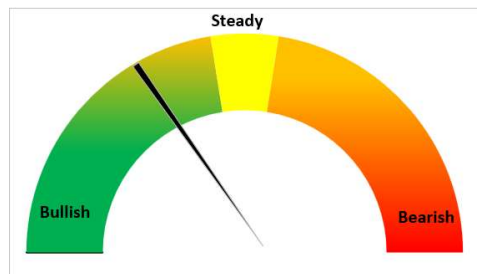


### Today's Update

Today, Guar seed Jodhpur delivery prices remained steady at Rs. 5,513/Qtl. In other cash markets Guar seed traded with bullish sentiment. In Rajasthan, arrivals recorded at 14,900 qtl. Vs 17,265 qtl. previous day. In Haryana, arrivals recorded at 2,975 qtl. Vs 3,390 qtl. previous day. Jodhpur Guar seed delivery prices are expected to trade in the range of Rs. 5,000-5,600/Qtl. in near term amid new crop arrivals.

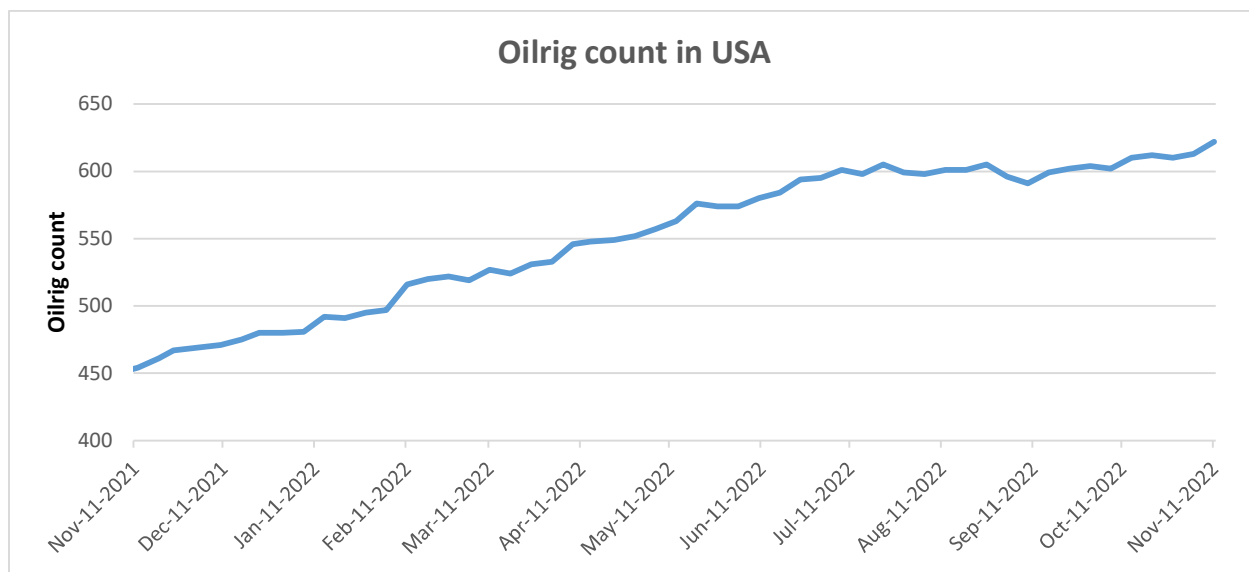


Month till date, Guar seed prices went up by 18% at Rs. 5,513/qtl. as compared to previous month closing at Rs. 4,673/qtl. and guar gum prices went up by 20% at Rs. 11,000/qtl. as compared to Rs. 9,200/qtl. previous month.

Guar seed arrivals went down by 22% after climbing 189% in previous week. So far this week, Guar seed prices have surged by 6% and guar gum prices went up by 4%.

### Oilrig

As on 11th Nov '2022, as per data released by Baker Hughes, the number of oilrigs in USA increased by 9 from 613 in the previous week to 622 this week amid increase in crude oil prices.



**WTI Crude Oil**

WTI Crude oil 14th Nov'22	% Change
14th Nov'22	-3.47%
1 Week	-3.96%
Month till date	-1.26%

**Guar Split Exports**

India's Guar split exports increased in the month of October '2022 by 2% to 3,800 MT as compared to 3,720 MT previous month. However, the Guar split shipments up by 47% in October '22 compared to the same period last year. Out of the total exports, around 3,120 MT (82.11%) bought by China, 420 MT (11.05%) bought by USA and 260 MT (6.84%) bought by Russia.

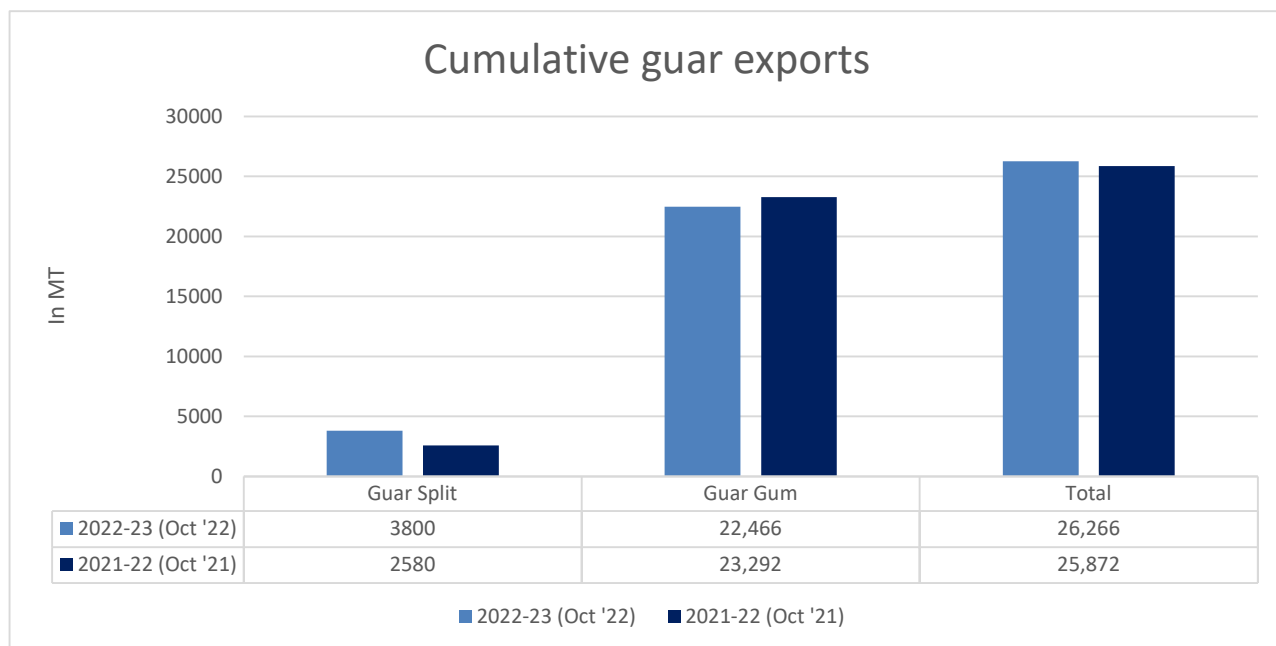
Country	Guar Split exported in Oct '22 (MT)	% Share
CHINA	3120	82.11%
USA	420	11.05%
RUSSIA	260	6.84%
<b>Grand Total</b>	<b>3800</b>	<b>100%</b>

**Guar Gum Exports:** India's Guar gum exports decreased in the month of October '2022 by 0.16% to 22,466 MT compared to 22,503 MT during previous month. The gum shipments were also down by 4% in October 2022 compared to the same period last year. Out of the total exported quantity, around 7008 MT (31.19%) was bought by the US, Russia bought 4,404 MT (19.60%), Germany 2,794 MT (12.43%), China 1,610 MT (7.17%) and Canada 1,483 MT (6.60%). We expect Guar gum export in Nov '22 around 22,000-25,000 tonnes.

Countries	Guar gum exported in Oct '22( MT)	Guar gum export (% Share)
USA	7008	31.19%
RUSSIA	4404	19.60%
GERMANY	2794	12.43%
CHINA	1610	7.17%
CANADA	1483	6.60%
AUSTRALIA	568	2.53%
ITALY	460	2.05%
UNITED KINGDOM	426	1.90%
BRAZIL	346	1.54%
TURKEY	264	1.17%
THAILAND	216	0.96%
NETHERLANDS	209	0.93%
JAPAN	207	0.92%
POLAND	204	0.91%
EGYPT	201	0.89%
SOUTH KOREA	173	0.77%
OTHERS	1894	8.43%
<b>TOTAL</b>	<b>22,466</b>	<b>100%</b>

**Total Cumulative Guar exports**  
Oct '22 recorded up by 2% to 0.26 Lakh tonnes as compared to 0.25 Lakh tonnes previous year same period.

Attributes	2022-23 (Oct '22)	2021-22 (Oct '21)	% Change
Guar Split	3800	2580	47%
Guar Gum	22,466	23,292	-4%
<b>Total</b>	<b>26,266</b>	<b>25,872</b>	<b>2%</b>


**NCDEX Futures Market**
**NCDEX-FUTURES MARKET – Guar Seed**

Contract	% chg	Open	High	Low	Close	Volume	Change	OI	Change
Dec-22	+5.61	5,461	5,780	5,431	5,762	60,470	58750	54380	52790
Jan-23	+5.54	5,547	5,858	5,514	5,846	5,750	-70065	8200	-46910

**NCDEX-FUTURES MARKET- Guar Gum**

Contract	% chg	Open	High	Low	Close	Volume	Change	OI	Change
Dec-22	+6.00	11222	11808	11001	11808	20680	20260	47635	47025
Jan-23	+6.00	11300	11950	11199	11950	2705	-27430	2850	-43945



Guar seed Stock Position:			
Stocks	Demat	In-Process	Total
	15-Nov-22	15-Nov-22	15-Nov-22
Bikaner	14794	959	15753
Deesa	10	0	10
Sri Ganganagar	305	0	305
Jodhpur	329	129	458
Nokha	-	-	-

Guar Gum Stock Position:			
Stocks	Demat	In-Process	Total
	15-Nov-22	15-Nov-22	15-Nov-22
Deesa	-	-	-
Bikaner	2974	40	3014
Jodhpur	8340	284	8624
Nokha	1318	20	1338
Sri Ganganagar	145	0	145

Churi and Korma Prices:		16-Nov-22
Commodity	Centre	Rs. /75 kg.
Churi	Jodhpur	2100
Korma	Jodhpur	3000



Guar seed EDD:					
	10-Nov-22	10-Dec-22	10-Jan-23	10-Feb-23	10-Mar-23
<b>Bikaner</b>	-	2922	4908	1395	199
<b>Deesa</b>	-	10	-	-	-
<b>Sri Ganganagar</b>	-	-	60	-	-
<b>Jodhpur</b>	288	30	-	-	-
<b>Nokha</b>	-	-	-	-	-

Guar Gum EDD:					
	10-Nov-22	10-Dec-22	10-Jan-23	10-Feb-23	10-Mar-23
<b>Deesa</b>	-	-	-	-	-
<b>Bikaner</b>	-	30	668	597	189
<b>Jodhpur</b>	0	452	2236	850	69
<b>Nokha</b>	-	85	410	155	70
<b>Sri Ganganagar</b>	10	-	20	115	-

Guar Seed Prices at Key Spot Markets:					
Commodity	District	Centre	Prices (Rs/Qtl)		Change
Guar Seed			16-Nov-22	15-Nov-22	
Rajasthan	Jodhpur	Jodhpur (Loose)	5250	5250	Unch
		Jodhpur (Delivery)	5513	5513	Unch
	Sri-Ganganagar	Sri-Ganganagar (Loose)	5200	5250	-50
		Sri-Ganganagar (Delivery)	5350	5400	-50
		Rawla (Loose)	5500	5325	175
		Gharsana (Loose)	5450	5300	150
		Raisinghnagar (Loose)	5300	5350	-50
	Bikaner	Bikaner (Loose)	5350	5350	Unch
		Bikaner (Delivery)	5618	5618	Unch
		Nokha(Loose)	5350	5250	100
		Nokha (Delivery)	5618	5513	105

		Khajuwala (Loose)	5500	5400	100
		Khajuwala (Delivery)	5775	5670	105
		Lunkaransar (Loose)	5350	5180	170
	Hanumangarh	Hanumangarh (Loose)	5600	5500	100
		Hanumangarh (Delivery)	5880	5775	105
		Nohar (Loose)	NA	NA	-
		Pilibanga (Loose)	NA	NA	-
	Nagaur	Nagaur (Loose)	5350	5300	50
	Churu	Churu (Delivery)	5400	5400	Unch
	Alwar	Alwar (Loose)	5000	5000	Unch
Haryana	Hisar	Adampur (Loose)	5510	5300	210
		Adampur (Delivery)	5786	5565	221
	Bhiwani	Bhiwani (Delivery)	5500	5300	200
		Siwani (Loose)	5470	5350	120
	Sirsa	Sirsa (Loose)	5400	5420	-20
		Dhabwali (Loose)	5450	5450	Unch
		Dhabwali (Delivery)	5723	5723	Unch
		Ellanabad (Loose)	5350	5200	150
	Fatehabad	Fatehabad (Loose)	5400	5400	Unch
Gujarat	Banaskantha	Deesa (Loose)	NA	NA	-
	Patan	Patan (Loose)	NA	NA	-
	Rajkot	Rajkot (Loose)	5300	5250	50
	Jamnagar	Dhrol (Loose)	NA	NA	-
Madhya Pradesh	Gwalior	Dabra (Loose)	NA	NA	-
Guar Gum					
Rajasthan	Jodhpur	Jodhpur	11000	11000	Unch
	Alwar	Alwar	11000	11000	Unch
	Hanumangarh	Nohar	NA	NA	-
Haryana	Bhiwani	Bhiwani	11500	11000	500
	Sirsa	Sirsa	11500	11000	500
		Dhabwali	11500	11000	500
		Ellanabad	11500	11000	500
	Fatehabad	Fatehabad	11500	11000	500

Guar Seed Arrivals in Key Centers					
Commodity	District	Centre	Arrivals (Quintals)		Change
Guar Seed			16-Nov-22	15-Nov-22	
Rajasthan	Jodhpur	Jodhpur	NA	0	-
	Sri-Ganganagar	Sri-Ganganagar	500	500	Unch

		Rawla	500	700	-200
		Gharsana	800	1500	-700
		Raisinghnagar	500	500	Unch
	Bikaner	Bikaner	2000	1000	1000
		Nokha	3000	3000	Unch
		Khajuwala	2000	2000	Unch
		Lunkaransar	1500	2500	-1000
	Hanumangarh	Hanumangarh	100	65	35
		Nohar	NA	NA	-
		Pilibanga	NA	NA	-
	Nagaur	Nagaur	2000	3000	-1000
	Churu	Churu	2000	2500	-500
	Alwar	Alwar	NA	NA	-
Haryana	Hisar	Adampur	1200	800	400
	Bhiwani	Bhiwani	500	1000	-500
		Siwani	500	700	-200
	Sirsa	Sirsa	75	40	35
		Dhabwali	NA	0	-
		Ellanabad	650	800	-150
	Fatehabad	Fatehabad	50	50	Unch
Gujarat	Banaskantha	Deesa	NA	0	-
	Patan	Patan	NA	0	-
	Rajkot	Rajkot	350	400	-50
	Jamnagar	Dhrol	NA	0	-
Madhya Pradesh	Gwalior	Dabra	NA	0	-
<b>Total Arrivals/Above Markets</b>			<b>18225</b>	<b>21055</b>	<b>-2830</b>

**Disclaimer**

The information and opinions contained in the document have been compiled from sources believed to be reliable. The company does not warrant its accuracy, completeness and correctness. Use of data and information contained in this report is at your own risk. This document is not, and should not be construed as, an offer to sell or solicitation to buy any commodities. This document may not be reproduced, distributed or published, in whole or in part, by any recipient hereof for any purpose without prior permission from the Company. IASL and its affiliates and/or their officers, directors and employees may have positions in any commodities mentioned in this document (or in any related investment) and may from time to time add to or dispose of any such commodities (or investment). Please see the detailed disclaimer at <http://www.agriwatch.com/Disclaimer.asp> © 2022 Indian Agribusiness Systems Limited