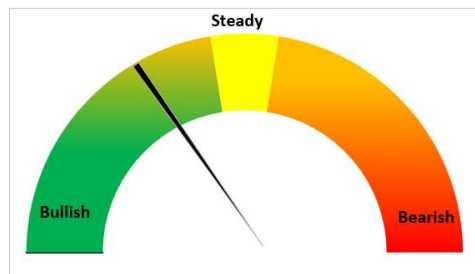


### Today's Update

Today, Guar seed Jodhpur delivery prices went up by 4.8% at Rs. 5,775/Qtl as compared to previous day at Rs. 5,513/Qtl. In other cash markets Guar seed traded with bullish sentiment amid shrink in arrivals. In Rajasthan, arrivals recorded at 13,520 qtl. Vs 14,900 qtl. previous day. In Haryana, arrivals recorded at 3,160 qtl. Vs 2,975 qtl. previous day. Jodhpur Guar seed delivery prices are expected to trade in the range of Rs. 5,200-5,800/Qtl. in near term amid new crop arrivals.

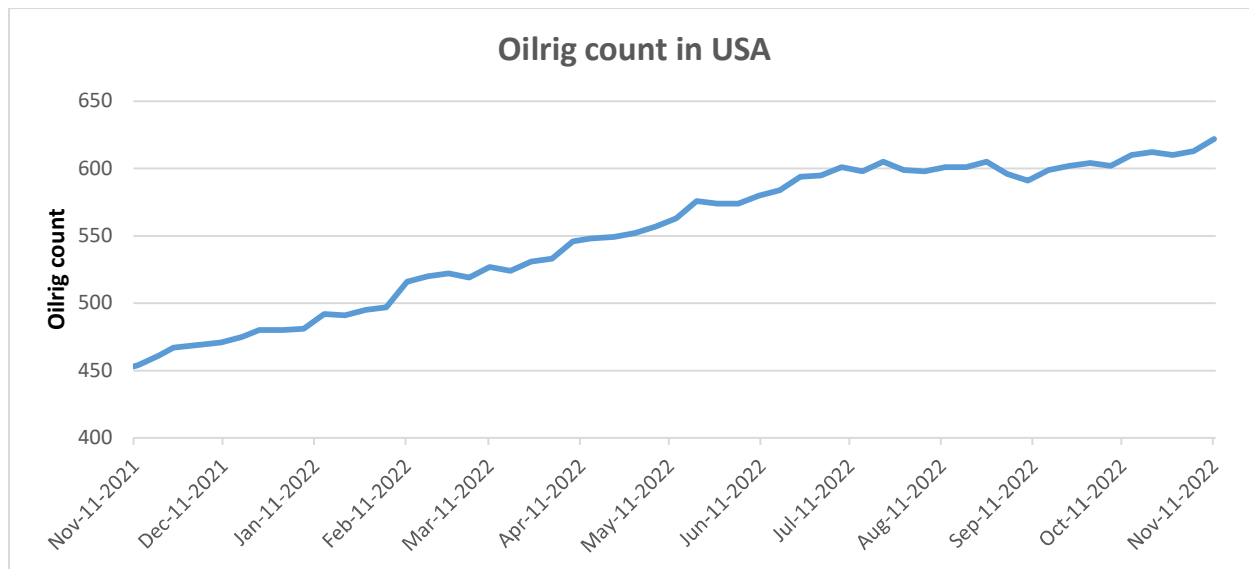


Month till date, Guar seed prices went up by 24% at Rs. 5,775/qtl. as compared to previous month closing at Rs. 4,673/qtl. and guar gum prices went up by 28% at Rs. 11,800/qtl. as compared to Rs. 9,200/qtl. previous month.

Guar seed arrivals went down by 22% after climbing 189% in previous week. So far this week, Guar seed as well as guar gum prices have surged by 11%.

### Oilrig

As on 11th Nov '2022, as per data released by Baker Hughes, the number of oilrigs in USA increased by 9 from 613 in the previous week to 622 this week amid increase in crude oil prices.



### WTI Crude Oil

WTI Crude oil 14th Nov'22	% Change
14th Nov'22	-3.47%
1 Week	-3.96%
Month till date	-1.26%

### Guar Split Exports

India's Guar split exports increased in the month of October '2022 by 2% to 3,800 MT as compared to 3,720 MT previous month. However, the Guar split shipments up by 47% in October '22 compared to the same period last year. Out of the total exports, around 3,120 MT (82.11%) bought by China, 420 MT (11.05%) bought by USA and 260 MT (6.84%) bought by Russia.

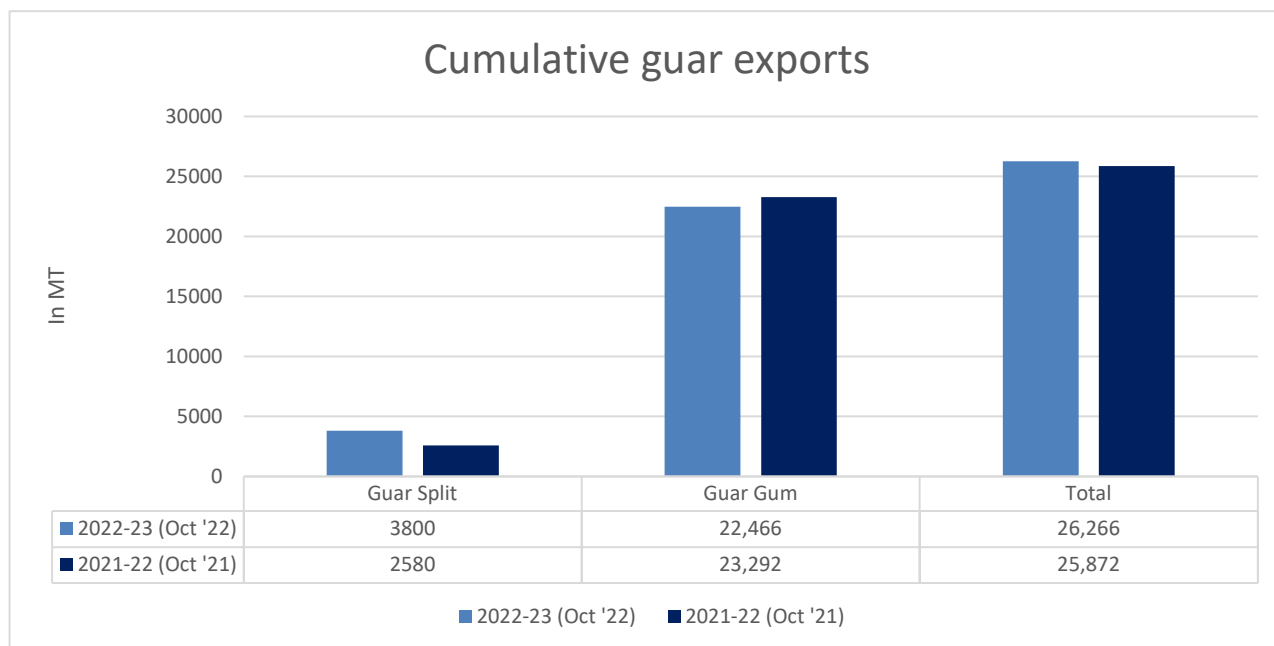
Country	Guar Split exported in Oct '22 (MT)	% Share
CHINA	3120	82.11%
USA	420	11.05%
RUSSIA	260	6.84%
Grand Total	3800	100%

**Guar Gum Exports:** India's Guar gum exports decreased in the month of October '2022 by 0.16% to 22,466 MT compared to 22,503 MT during previous month. The gum shipments were also down by 4% in October 2022 compared to the same period last year. Out of the total exported quantity, around 7008 MT (31.19%) was bought by the US, Russia bought 4,404 MT (19.60%), Germany 2,794 MT (12.43%), China 1,610 MT (7.17%) and Canada 1,483 MT (6.60%). We expect Guar gum export in Nov '22 around 22,000-25,000 tonnes.

Countries	Guar gum exported in Oct '22( MT)	Guar gum export (% Share)
USA	7008	31.19%
RUSSIA	4404	19.60%
GERMANY	2794	12.43%
CHINA	1610	7.17%
CANADA	1483	6.60%
AUSTRALIA	568	2.53%
ITALY	460	2.05%
UNITED KINGDOM	426	1.90%
BRAZIL	346	1.54%
TURKEY	264	1.17%
THAILAND	216	0.96%
NETHERLANDS	209	0.93%
JAPAN	207	0.92%
POLAND	204	0.91%
EGYPT	201	0.89%
SOUTH KOREA	173	0.77%
OTHERS	1894	8.43%
TOTAL	22,466	100%

**Total Cumulative Guar exports**  
Oct '22 recorded up by 2% to 0.26 Lakh tonnes as compared to 0.25 Lakh tonnes previous year same period.

Attributes	2022-23 (Oct '22)	2021-22 (Oct '21)	% Change
Guar Split	3800	2580	47%
Guar Gum	22,466	23,292	-4%
Total	26,266	25,872	2%


**NCDEX Futures Market**
**NCDEX-FUTURES MARKET – Guar Seed**

Contract	% chg	Open	High	Low	Close	Volume	Change	OI	Change
Dec-22	-1.14	5,800	5,824	5,622	5,705	51,100	-9370	53930	-450
Jan-23	-1.18	5,859	5,900	5,717	5,787	3,535	-2215	10170	1970

**NCDEX-FUTURES MARKET- Guar Gum**

Contract	% chg	Open	High	Low	Close	Volume	Change	OI	Change
Dec-22	-0.39	12011	12090	11650	11762	24625	3945	45380	-2255
Jan-23	-0.49	12033	12299	11800	11892	2640	-65	4875	2025



Guar seed Stock Position:			
Stocks	Demat	In-Process	Total
	16-Nov-22	16-Nov-22	16-Nov-22
Bikaner	15373	960	16333
Deesa	10	0	10
Sri Ganganagar	305	0	305
Jodhpur	398	154	552
Nokha	-	-	-

Guar Gum Stock Position:			
Stocks	Demat	In-Process	Total
	16-Nov-22	16-Nov-22	16-Nov-22
Deesa	-	-	-
Bikaner	3014	50	3064
Jodhpur	8390	284	8674
Nokha	1318	30	1348
Sri Ganganagar	145	0	145

Churi and Korma Prices:		17-Nov-22
Commodity	Centre	Rs. /75 kg.
Churi	Jodhpur	2100
Korma	Jodhpur	3000



Guar seed EDD:					
	10-Nov-22	10-Dec-22	10-Jan-23	10-Feb-23	10-Mar-23
<b>Bikaner</b>	-	2922	4908	1395	199
<b>Deesa</b>	-	10	-	-	-
<b>Sri Ganganagar</b>	-	-	60	-	-
<b>Jodhpur</b>	288	30	-	-	-
<b>Nokha</b>	-	-	-	-	-

Guar Gum EDD:					
	10-Nov-22	10-Dec-22	10-Jan-23	10-Feb-23	10-Mar-23
<b>Deesa</b>	-	-	-	-	-
<b>Bikaner</b>	-	30	668	597	189
<b>Jodhpur</b>	0	452	2217	850	69
<b>Nokha</b>	-	85	410	155	70
<b>Sri Ganganagar</b>	10	-	20	115	-

Guar Seed Prices at Key Spot Markets:					
Commodity	District	Centre	Prices (Rs/Qtl)		Change
Guar Seed			17-Nov-22	16-Nov-22	
<b>Rajasthan</b>	<b>Jodhpur</b>	Jodhpur (Loose)	5500	5250	250
		Jodhpur (Delivery)	5775	5513	263
	<b>Sri-Ganganagar</b>	Sri-Ganganagar (Loose)	5550	5200	350
		Sri-Ganganagar (Delivery)	5700	5350	350
		Rawla (Loose)	5525	5500	25
		Gharsana (Loose)	5500	5450	50
		Raisinghnagar (Loose)	5650	5300	350
	<b>Bikaner</b>	Bikaner (Loose)	5575	5350	225
		Bikaner (Delivery)	5854	5618	236
		Nokha(Loose)	5525	5350	175
		Nokha (Delivery)	5801	5618	184

		Khajuwala (Loose)	5500	5500	Unch
		Khajuwala (Delivery)	5775	5775	Unch
		Lunkaransar (Loose)	5500	5350	150
	Hanumangarh	Hanumangarh (Loose)	5400	5600	-200
		Hanumangarh (Delivery)	5670	5880	-210
		Nohar (Loose)	NA	NA	-
		Pilibanga (Loose)	NA	NA	-
	Nagaur	Nagaur (Loose)	5500	5350	150
	Churu	Churu (Delivery)	5450	5400	50
	Alwar	Alwar (Loose)	5200	5000	200
Haryana	Hisar	Adampur (Loose)	5500	5510	-10
		Adampur (Delivery)	5775	5786	-11
	Bhiwani	Bhiwani (Delivery)	5700	5500	200
		Siwani (Loose)	5600	5470	130
	Sirsa	Sirsa (Loose)	5500	5400	100
		Dhabwali (Loose)	5525	5450	75
		Dhabwali (Delivery)	5801	5723	79
		Ellanabad (Loose)	5420	5350	70
	Fatehabad	Fatehabad (Loose)	5400	5400	Unch
Gujarat	Banaskantha	Deesa (Loose)	NA	NA	-
	Patan	Patan (Loose)	NA	NA	-
	Rajkot	Rajkot (Loose)	5525	5300	225
	Jamnagar	Dhrol (Loose)	NA	NA	-
Madhya Pradesh	Gwalior	Dabra (Loose)	NA	NA	-
Guar Gum					
Rajasthan	Jodhpur	Jodhpur	11800	11000	800
	Alwar	Alwar	12000	11000	1000
	Hanumangarh	Nohar	NA	NA	-
Haryana	Bhiwani	Bhiwani	NA	11500	300
	Sirsa	Sirsa	12000	11500	500
		Dhabwali	12000	11500	500
		Ellanabad	12000	11500	500
	Fatehabad	Fatehabad	12000	11500	500

Guar Seed Arrivals in Key Centers					
Commodity	District	Centre	Arrivals (Quintals)		Change
Guar Seed			17-Nov-22	16-Nov-22	
Rajasthan	Jodhpur	Jodhpur	50	NA	-
	Sri-Ganganagar	Sri-Ganganagar	500	500	Unch

		Rawla	400	500	-100
		Gharsana	600	800	-200
		Raisinghnagar	400	500	-100
	Bikaner	Bikaner	2000	2000	Unch
		Nokha	2000	3000	-1000
		Khajuwala	1500	2000	-500
		Lunkaransar	1500	1500	Unch
	Hanumangarh	Hanumangarh	70	100	-30
		Nohar	0	NA	-
		Pilibanga	0	NA	-
	Nagaur	Nagaur	2000	2000	Unch
	Churu	Churu	2500	2000	500
	Alwar	Alwar	NA	NA	-
Haryana	Hisar	Adampur	1200	1200	Unch
	Bhiwani	Bhiwani	700	500	200
		Siwani	300	500	-200
	Sirsa	Sirsa	10	75	-65
		Dhabwali	NA	NA	-
		Ellanabad	900	650	250
	Fatehabad	Fatehabad	50	50	Unch
Gujarat	Banaskantha	Deesa	NA	NA	-
	Patan	Patan	NA	NA	-
	Rajkot	Rajkot	400	350	50
	Jamnagar	Dhrol	NA	NA	-
Madhya Pradesh	Gwalior	Dabra	NA	NA	-
Total Arrivals/Above Markets			17080	18225	-1145

**Disclaimer**

The information and opinions contained in the document have been compiled from sources believed to be reliable. The company does not warrant its accuracy, completeness and correctness. Use of data and information contained in this report is at your own risk. This document is not, and should not be construed as, an offer to sell or solicitation to buy any commodities. This document may not be reproduced, distributed or published, in whole or in part, by any recipient hereof for any purpose without prior permission from the Company. IASL and its affiliates and/or their officers, directors and employees may have positions in any commodities mentioned in this document (or in any related investment) and may from time to time add to or dispose of any such commodities (or investment). Please see the detailed disclaimer at <http://www.agriwatch.com/Disclaimer.asp> © 2022 Indian Agribusiness Systems Limited