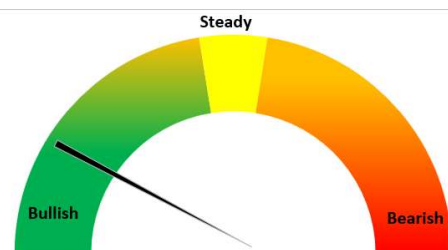


Today's Update

Today, Guar seed Jodhpur delivery prices went up by 4% at Rs. 6,006/Qtl as compared to previous day at Rs. 5,775/Qtl. In other cash markets too Guar seed traded with bullish sentiment amid shrink in arrivals. In Rajasthan, arrivals recorded at 11,885 qtl. Vs 13,520 qtl. previous day. In Haryana, arrivals recorded at 2,150 qtl. Vs 3,160 qtl. previous day. Jodhpur Guar seed delivery prices are expected to trade in the range of Rs. 5,500-6,500/Qtl. in near term amid new crop arrivals.

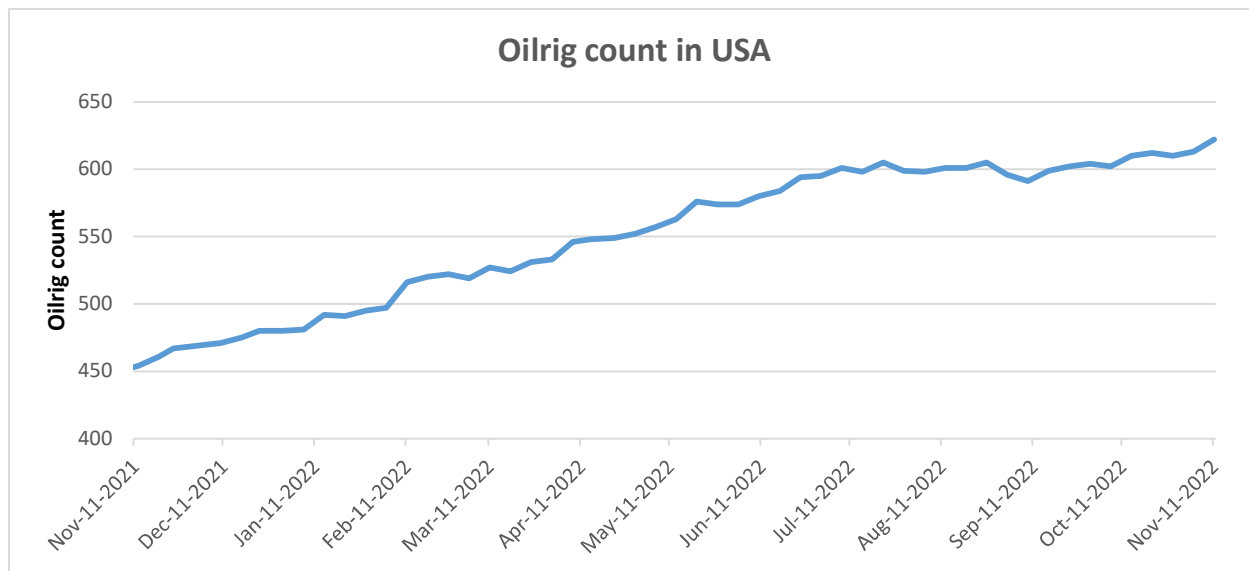


Month till date, Guar seed prices went up by 30% at Rs. 6,006/qtl. as compared to previous month closing at Rs. 4,673/qtl. and guar gum prices went up by 40% at Rs. 12,800/qtl. as compared to Rs. 9,200/qtl. previous month. Farmers are reluctant to offload their stocks in anticipation of better prices in future, resulting into shrink in arrivals and rising prices and currently guar seed prices are hovering near 4 months high while guar gum prices are at 5 months high.

So far this week, Guar seed prices have surged by 16% while guar gum prices by 21% amid shrink in arrivals.

Oilrig

As on 11th Nov '2022, as per data released by Baker Hughes, the number of oilrigs in USA increased by 9 from 613 in the previous week to 622 this week amid increase in crude oil prices.



WTI Crude Oil

WTI Crude oil 14th Nov'22	% Change
14th Nov'22	-3.47%
1 Week	-3.96%
Month till date	-1.26%

Guar Split Exports

India's Guar split exports increased in the month of October '2022 by 2% to 3,800 MT as compared to 3,720 MT previous month. However, the Guar split shipments up by 47% in October '22 compared to the same period last year. Out of the total exports, around 3,120 MT (82.11%) bought by China, 420 MT (11.05%) bought by USA and 260 MT (6.84%) bought by Russia.

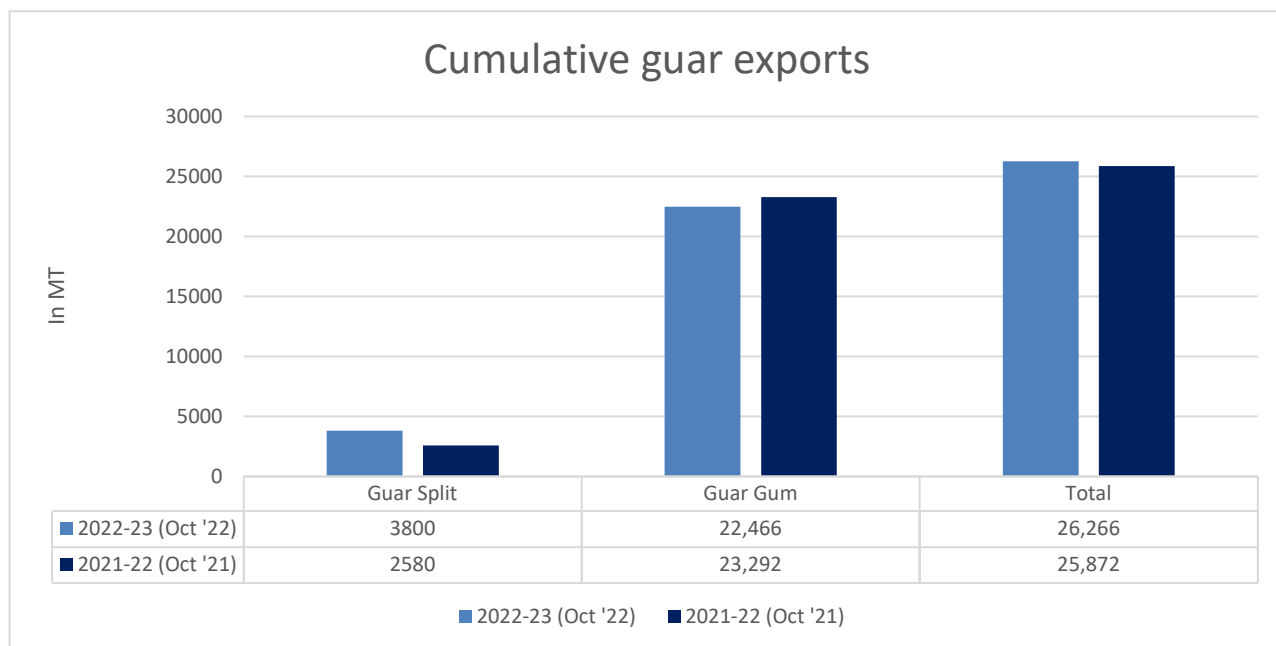
Country	Guar Split exported in Oct '22 (MT)	% Share
CHINA	3120	82.11%
USA	420	11.05%
RUSSIA	260	6.84%
Grand Total	3800	100%

Guar Gum Exports: India's Guar gum exports decreased in the month of October '2022 by 0.16% to 22,466 MT compared to 22,503 MT during previous month. The gum shipments were also down by 4% in October 2022 compared to the same period last year. Out of the total exported quantity, around 7008 MT (31.19%) was bought by the US, Russia bought 4,404 MT (19.60%), Germany 2,794 MT (12.43%), China 1,610 MT (7.17%) and Canada 1,483 MT (6.60%). We expect Guar gum export in Nov '22 around 22,000-25,000 tonnes.

Countries	Guar gum exported in Oct '22(MT)	Guar gum export (% Share)
USA	7008	31.19%
RUSSIA	4404	19.60%
GERMANY	2794	12.43%
CHINA	1610	7.17%
CANADA	1483	6.60%
AUSTRALIA	568	2.53%
ITALY	460	2.05%
UNITED KINGDOM	426	1.90%
BRAZIL	346	1.54%
TURKEY	264	1.17%
THAILAND	216	0.96%
NETHERLANDS	209	0.93%
JAPAN	207	0.92%
POLAND	204	0.91%
EGYPT	201	0.89%
SOUTH KOREA	173	0.77%
OTHERS	1894	8.43%
TOTAL	22,466	100%

Total Cumulative Guar exports
Oct '22 recorded up by 2% to 0.26 Lakh tonnes as compared to 0.25 Lakh tonnes previous year same period.

Attributes	2022-23 (Oct '22)	2021-22 (Oct '21)	% Change
Guar Split	3800	2580	47%
Guar Gum	22,466	23,292	-4%
Total	26,266	25,872	2%


NCDEX Futures Market
NCDEX-FUTURES MARKET – Guar Seed

Contract	% chg	Open	High	Low	Close	Volume	Change	OI	Change
Dec-22	+6.00	5,718	6,029	5,688	6,029	40,690	-10410	51820	-2110
Jan-23	+5.99	5,801	6,108	5,795	6,108	3,020	-515	10575	405

NCDEX-FUTURES MARKET- Guar Gum

Contract	% chg	Open	High	Low	Close	Volume	Change	OI	Change
Dec-22	+6.00	11762	12438	11700	12438	17320	-7305	45055	-325
Jan-23	+6.00	11961	12584	11929	12584	1995	-645	5420	545



Guar seed Stock Position:			
Stocks	Demat	In-Process	Total
	17-Nov-22	17-Nov-22	17-Nov-22
Bikaner	15753	520	16273
Deesa	10	0	10
Sri Ganganagar	305	0	305
Jodhpur	553	40	593
Nokha	-	-	-

Guar Gum Stock Position:			
Stocks	Demat	In-Process	Total
	17-Nov-22	17-Nov-22	17-Nov-22
Deesa	-	-	-
Bikaner	2874	149	3023
Jodhpur	8475	268	8743
Nokha	1273	50	1323
Sri Ganganagar	155	0	155

Churi and Korma Prices:		18-Nov-22
Commodity	Centre	Rs. /75 kg.
Churi	Jodhpur	2100
Korma	Jodhpur	3000



Guar seed EDD:					
	10-Nov-22	10-Dec-22	10-Jan-23	10-Feb-23	10-Mar-23
Bikaner	-	2922	4908	1395	199
Deesa	-	10	-	-	-
Sri Ganganagar	-	-	60	-	-
Jodhpur	0	30	-	-	-
Nokha	-	-	-	-	-

Guar Gum EDD:					
	10-Nov-22	10-Dec-22	10-Jan-23	10-Feb-23	10-Mar-23
Deesa	-	-	-	-	-
Bikaner	-	30	638	597	189
Jodhpur	0	452	2147	850	69
Nokha	-	85	345	145	70
Sri Ganganagar	0	-	20	115	-

Guar Seed Prices at Key Spot Markets:					
Commodity	District	Centre	Prices (Rs/Qtl)		Change
Guar Seed			18-Nov-22	17-Nov-22	
Rajasthan	Jodhpur	Jodhpur (Loose)	5720	5500	220
		Jodhpur (Delivery)	6006	5775	231
	Sri-Ganganagar	Sri-Ganganagar (Loose)	5750	5550	200
		Sri-Ganganagar (Delivery)	5900	5700	200
		Rawla (Loose)	5785	5525	260
		Gharsana (Loose)	5765	5500	265
		Raisinghnagar (Loose)	6050	5650	400
	Bikaner	Bikaner (Loose)	6150	5575	575
		Bikaner (Delivery)	6458	5854	604
		Nokha(Loose)	6050	5525	525
		Nokha (Delivery)	6353	5801	551

		Khajuwala (Loose)	6000	5500	500
		Khajuwala (Delivery)	6300	5775	525
		Lunkaransar (Loose)	6200	5500	700
	Hanumangarh	Hanumangarh (Loose)	6000	5400	600
		Hanumangarh (Delivery)	6300	5670	630
		Nohar (Loose)	NA	5375	-
		Pilibanga (Loose)	NA	5600	-
	Nagaur	Nagaur (Loose)	5700	5500	200
	Churu	Churu (Delivery)	6100	5450	650
	Alwar	Alwar (Loose)	5700	5200	500
Haryana	Hisar	Adampur (Loose)	6100	5500	600
		Adampur (Delivery)	6405	5775	630
	Bhiwani	Bhiwani (Delivery)	6000	5700	300
		Siwani (Loose)	6000	5600	400
	Sirsa	Sirsa (Loose)	6000	5500	500
		Dhabwali (Loose)	6050	5525	525
		Dhabwali (Delivery)	6353	5801	551
		Ellanabad (Loose)	6000	5420	580
	Fatehabad	Fatehabad (Loose)	6000	5400	600
Gujarat	Banaskantha	Deesa (Loose)	NA	NA	-
	Patan	Patan (Loose)	5500	5190	310
	Rajkot	Rajkot (Loose)	5500	5525	-25
	Jamnagar	Dhrol (Loose)	NA	NA	-
Madhya Pradesh	Gwalior	Dabra (Loose)	NA	NA	-
Guar Gum					
Rajasthan	Jodhpur	Jodhpur	12800	11800	1000
	Alwar	Alwar	12500	12000	500
	Hanumangarh	Nohar	NA	NA	-
Haryana	Bhiwani	Bhiwani	12810	11800	1010
	Sirsa	Sirsa	13000	12000	1000
		Dhabwali	13000	12000	1000
		Ellanabad	13000	12000	1000
	Fatehabad	Fatehabad	13000	12000	1000

Guar Seed Arrivals in Key Centers					
Commodity	District	Centre	Arrivals (Quintals)		Change
Guar Seed			18-Nov-22	17-Nov-22	
Rajasthan	Jodhpur	Jodhpur	50	50	Unch
	Sri-Ganganagar	Sri-Ganganagar	400	500	-100

		Rawla	500	400	100
		Gharsana	800	600	200
		Raisinghnagar	300	400	-100
	Bikaner	Bikaner	1500	2000	-500
		Nokha	3000	2000	1000
		Khajuwala	300	1500	-1200
		Lunkaransar	1000	1500	-500
	Hanumangarh	Hanumangarh	35	70	-35
		Nohar	NA	500	-
		Pilibanga	NA	250	-
	Nagaur	Nagaur	1000	2000	-1000
	Churu	Churu	3000	2500	500
	Alwar	Alwar	0	NA	-
Haryana	Hisar	Adampur	1200	1200	Unch
	Bhiwani	Bhiwani	500	700	-200
		Siwani	300	300	Unch
	Sirsa	Sirsa	NA	10	-
		Dhabwali	NA	NA	-
		Ellanabad	100	900	-800
	Fatehabad	Fatehabad	50	50	Unch
Gujarat	Banaskantha	Deesa	NA	NA	-
	Patan	Patan	26	9	17
	Rajkot	Rajkot	250	400	-150
	Jamnagar	Dhrol	NA	NA	-
Madhya Pradesh	Gwalior	Dabra	NA	NA	-
Total Arrivals/Above Markets			14311	17839	-3528

Disclaimer

The information and opinions contained in the document have been compiled from sources believed to be reliable. The company does not warrant its accuracy, completeness and correctness. Use of data and information contained in this report is at your own risk. This document is not, and should not be construed as, an offer to sell or solicitation to buy any commodities. This document may not be reproduced, distributed or published, in whole or in part, by any recipient hereof for any purpose without prior permission from the Company. IASL and its affiliates and/or their officers, directors and employees may have positions in any commodities mentioned in this document (or in any related investment) and may from time to time add to or dispose of any such commodities (or investment). Please see the detailed disclaimer at <http://www.agriwatch.com/Disclaimer.asp> © 2022 Indian Agribusiness Systems Limited