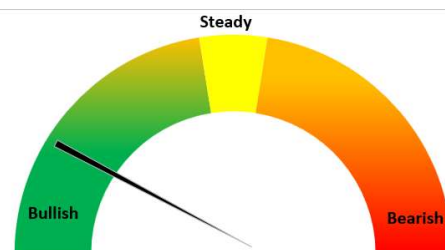


Today's Update

Today, Guar seed Jodhpur delivery prices went up by 3.3% at Rs. 6,510/Qtl as compared to previous day at Rs. 6,300/Qtl. In other cash markets too Guar seed traded with bullish sentiment. In Rajasthan, arrivals recorded at 11,175 qtl. Vs 10,340 qtl. previous day. In Haryana, arrivals recorded at 2,850 qtl. Vs 3,550 qtl. previous day. Jodhpur Guar seed delivery prices are expected to trade in the range of Rs. 6,000-6,700/Qtl. in near term amid new crop arrivals.

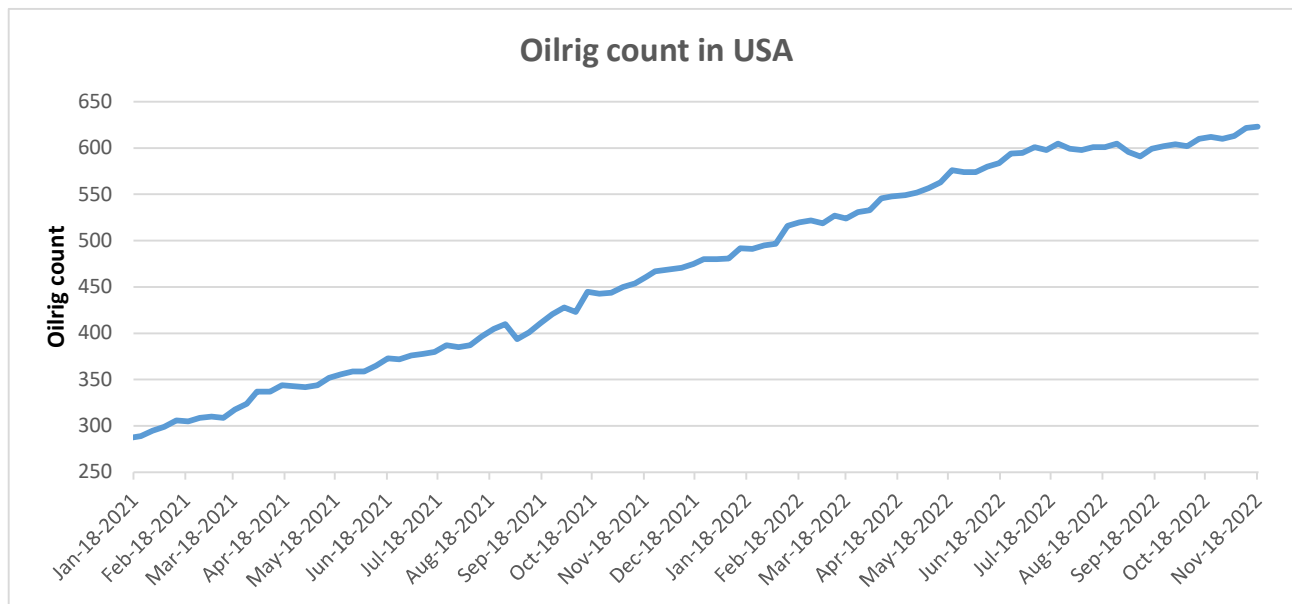


Month till date, Guar seed prices went up by 39% at Rs. 6,510/qtl. as compared to previous month closing at Rs. 4,673/qtl. and guar gum prices went up by 43% at Rs. 13,200/qtl. as compared to Rs. 9,200/qtl. previous month. Farmers are reluctant to offload their stocks in anticipation of better prices in future, resulting into shrink in arrivals and rising prices and currently guar seed prices are hovering near 4 months high while guar gum prices are at 5 months high.

So far this week, Guar seed prices have surged by 3% while guar gum prices by 5% amid shrink in arrivals.

Oilrig

As on 18th Nov '2022, as per data released by Baker Hughes, the number of oilrigs in USA increased by 1 from 622 in the previous week to 623 this week.



WTI Crude Oil

WTI Crude oil 17th Nov'22	% Change
17th Nov'22	-4.62%
1 Week	-9.98%
Month till date	-8.09%

Guar Split Exports

India's Guar split exports increased in the month of October '2022 by 2% to 3,800 MT as compared to 3,720 MT previous month. However, the Guar split shipments up by 47% in October '22 compared to the same period last year. Out of the total exports, around 3,120 MT (82.11%) bought by China, 420 MT (11.05%) bought by USA and 260 MT (6.84%) bought by Russia.

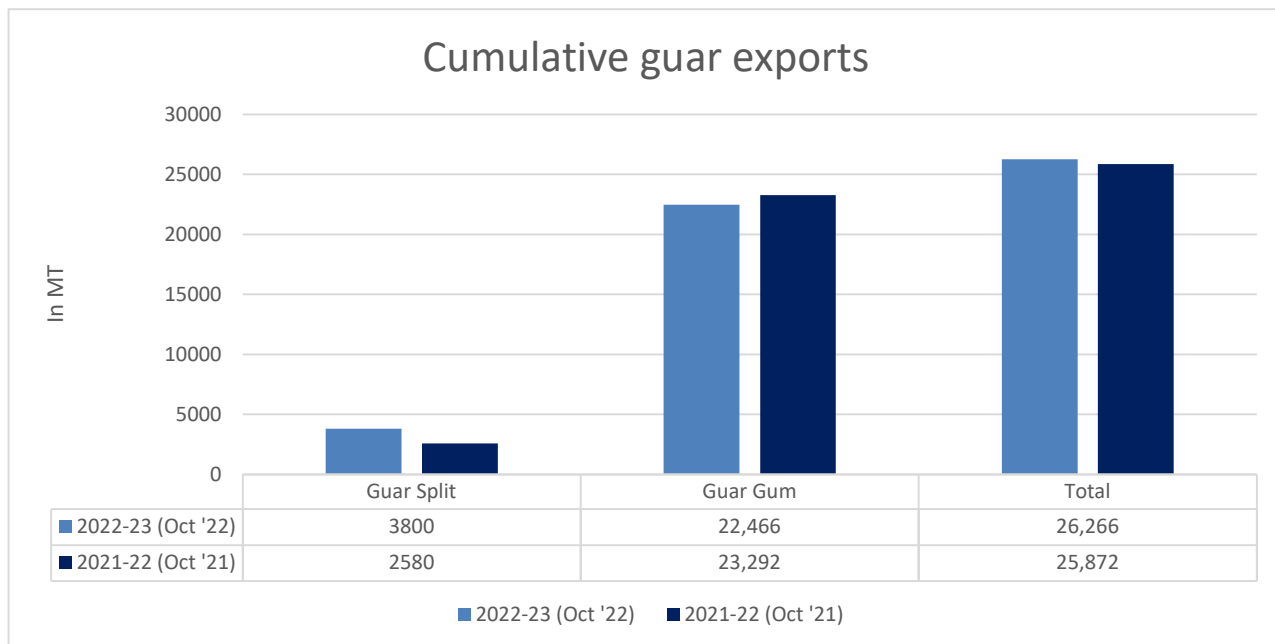
Country	Guar Split exported in Oct '22 (MT)	% Share
CHINA	3120	82.11%
USA	420	11.05%
RUSSIA	260	6.84%
Grand Total	3800	100%

Guar Gum Exports: India's Guar gum exports decreased in the month of October '2022 by 0.16% to 22,466 MT compared to 22,503 MT during previous month. The gum shipments were also down by 4% in October 2022 compared to the same period last year. Out of the total exported quantity, around 7008 MT (31.19%) was bought by the US, Russia bought 4,404 MT (19.60%), Germany 2,794 MT (12.43%), China 1,610 MT (7.17%) and Canada 1,483 MT (6.60%). We expect Guar gum export in Nov '22 around 22,000-25,000 tonnes.

Countries	Guar gum exported in Oct '22(MT)	Guar gum export (% Share)
USA	7008	31.19%
RUSSIA	4404	19.60%
GERMANY	2794	12.43%
CHINA	1610	7.17%
CANADA	1483	6.60%
AUSTRALIA	568	2.53%
ITALY	460	2.05%
UNITED KINGDOM	426	1.90%
BRAZIL	346	1.54%
TURKEY	264	1.17%
THAILAND	216	0.96%
NETHERLANDS	209	0.93%
JAPAN	207	0.92%
POLAND	204	0.91%
EGYPT	201	0.89%
SOUTH KOREA	173	0.77%
OTHERS	1894	8.43%
TOTAL	22,466	100%

Total Cumulative Guar exports
 Oct '22 recorded up by 2% to 0.26 Lakh tonnes as compared to 0.25 Lakh tonnes previous year same period.

Attributes	2022-23 (Oct '22)	2021-22 (Oct '21)	% Change
Guar Split	3800	2580	47%
Guar Gum	22,466	23,292	-4%
Total	26,266	25,872	2%



NCDEX Futures Market

NCDEX-FUTURES MARKET – Guar Seed

Contract	% chg	Open	High	Low	Close	Volume	Change	OI	Change
Dec-22	+5.16	6,267	6,390	6,101	6,340	72,375	31685	52240	420
Jan-23	+5.19	6,352	6,473	6,181	6,425	7,650	4630	11995	1420

NCDEX-FUTURES MARKET- Guar Gum

Contract	% chg	Open	High	Low	Close	Volume	Change	OI	Change
Dec-22	+6.00	12934	13183	12670	13183	28845	11525	42830	-2225
Jan-23	+6.00	13037	13288	12850	13288	3865	1870	7345	1925



Guar seed Stock Position:			
Stocks	Demat	In-Process	Total
	19-Nov-22	19-Nov-22	19-Nov-22
Bikaner	16272	30	16302
Deesa	10	0	10
Sri Ganganagar	305	180	485
Jodhpur	553	89	642
Nokha	-	-	-

Guar Gum Stock Position:			
Stocks	Demat	In-Process	Total
	19-Nov-22	19-Nov-22	19-Nov-22
Deesa	-	-	-
Bikaner	3133	10	3143
Jodhpur	8723	597	9320
Nokha	1203	150	1353
Sri Ganganagar	155	0	155

Churi and Korma Prices:		20-Nov-22
Commodity	Centre	Rs. /75 kg.
Churi	Jodhpur	2200
Korma	Jodhpur	3150

Guar seed EDD:					
	10-Nov-22	10-Dec-22	10-Jan-23	10-Feb-23	10-Mar-23
Bikaner	-	2922	4908	1395	199
Deesa	-	10	-	-	-
Sri Ganganagar	-	-	60	-	-
Jodhpur	0	30	-	-	-
Nokha	-	-	-	-	-

Guar Gum EDD:					
	10-Nov-22	10-Dec-22	10-Jan-23	10-Feb-23	10-Mar-23
Deesa	-	-	-	-	-
Bikaner	-	30	638	597	189
Jodhpur	0	452	2147	850	69
Nokha	-	65	345	145	70
Sri Ganganagar	0	-	20	115	-

Guar Seed Prices at Key Spot Markets:					
Commodity	District	Centre	Prices (Rs/Qtl)		Change
Guar Seed			21-Nov-22	19-Nov-22	
Rajasthan	Jodhpur	Jodhpur (Loose)	6200	6000	200
		Jodhpur (Delivery)	6510	6300	210
	Sri-Ganganagar	Sri-Ganganagar (Loose)	6250	6250	Unch
		Sri-Ganganagar (Delivery)	6400	6400	Unch
		Rawla (Loose)	6200	6200	Unch
		Gharsana (Loose)	6250	6200	50
		Raisinghnagar (Loose)	6550	6600	-50
	Bikaner	Bikaner (Loose)	6090	6200	-110
		Bikaner (Delivery)	6395	6510	-116

		Nokha(Loose)	6100	6150	-50
		Nokha (Delivery)	6405	6458	-53
		Khajuwala (Loose)	6300	6100	200
		Khajuwala (Delivery)	6615	6405	210
		Lunkaransar (Loose)	6150	6300	-150
	Hanumangarh	Hanumangarh (Loose)	6350	6550	-200
		Hanumangarh (Delivery)	6668	6878	-210
		Nohar (Loose)	NA	NA	-
		Pilibanga (Loose)	NA	NA	-
	Nagaur	Nagaur (Loose)	6300	6000	300
	Churu	Churu (Delivery)	6200	6100	100
	Alwar	Alwar (Loose)	6200	5700	500
Haryana	Hisar	Adampur (Loose)	6200	6460	-260
		Adampur (Delivery)	6510	6783	-273
	Bhiwani	Bhiwani (Delivery)	6100	6000	100
		Siwani (Loose)	6100	6000	100
	Sirsa	Sirsa (Loose)	6100	6200	-100
		Dhabwali (Loose)	6150	6200	-50
		Dhabwali (Delivery)	6458	6510	-53
		Ellanabad (Loose)	NA	6200	-
	Fatehabad	Fatehabad (Loose)	6200	6200	Unch
Gujarat	Banaskantha	Deesa (Loose)	NA	NA	-
	Patan	Patan (Loose)	6260	6000	260
	Rajkot	Rajkot (Loose)	5900	5850	50
	Jamnagar	Dhrol (Loose)	NA	NA	-
Madhya Pradesh	Gwalior	Dabra (Loose)	NA	NA	-
Guar Gum					
Rajasthan	Jodhpur	Jodhpur	13200	12600	600
	Alwar	Alwar	13000	12700	300
	Hanumangarh	Nohar	NA	NA	-
Haryana	Bhiwani	Bhiwani	13000	12500	500
	Sirsa	Sirsa	13000	13000	Unch
		Dhabwali	13000	13200	-200
		Ellanabad	NA	13200	-
	Fatehabad	Fatehabad	13000	12500	500

Guar Seed Arrivals in Key Centers					
Commodity	District	Centre	Arrivals (Quintals)		Change
Guar Seed			21-Nov-22	19-Nov-22	

Rajasthan	Jodhpur	Jodhpur	50	50	Unch
	Sri-Ganganagar	Sri-Ganganagar	500	400	100
		Rawla	400	650	-250
		Gharsana	500	500	Unch
		Raisinghnagar	300	300	Unch
	Bikaner	Bikaner	1500	1500	Unch
		Nokha	2500	2000	500
		Khajuwala	400	500	-100
		Lunkaransar	1000	1000	Unch
	Hanumangarh	Hanumangarh	25	40	-15
		Nohar	NA	NA	-
		Pilibanga	NA	NA	-
	Nagaur	Nagaur	1000	400	600
	Churu	Churu	3000	3000	Unch
	Alwar	Alwar	NA	NA	-
Haryana	Hisar	Adampur	1500	1200	300
	Bhiwani	Bhiwani	1000	1500	-500
		Siwani	100	300	-200
	Sirsa	Sirsa	200	200	Unch
		Dhabwali	NA	NA	-
		Ellanabad	NA	300	-
	Fatehabad	Fatehabad	50	50	Unch
Gujarat	Banaskantha	Deesa	NA	NA	-
	Patan	Patan	35	20	15
	Rajkot	Rajkot	900	2000	-1100
	Jamnagar	Dhrol	NA	NA	-
Madhya Pradesh	Gwalior	Dabra	NA	NA	-
Total Arrivals/Above Markets			14960	15910	-950

Disclaimer

The information and opinions contained in the document have been compiled from sources believed to be reliable. The company does not warrant its accuracy, completeness and correctness. Use of data and information contained in this report is at your own risk. This document is not, and should not be construed as, an offer to sell or solicitation to buy any commodities. This document may not be reproduced, distributed or published, in whole or in part, by any recipient hereof for any purpose without prior permission from the Company. IASL and its affiliates and/or their officers, directors and employees may have positions in any commodities mentioned in this document (or in any related investment) and may from time to time add to or dispose of any such commodities (or investment). Please see the detailed disclaimer at <http://www.agriwatch.com/Disclaimer.asp> © 2022 Indian Agribusiness Systems Limited