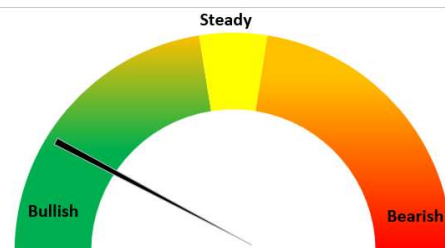


### Today's Update

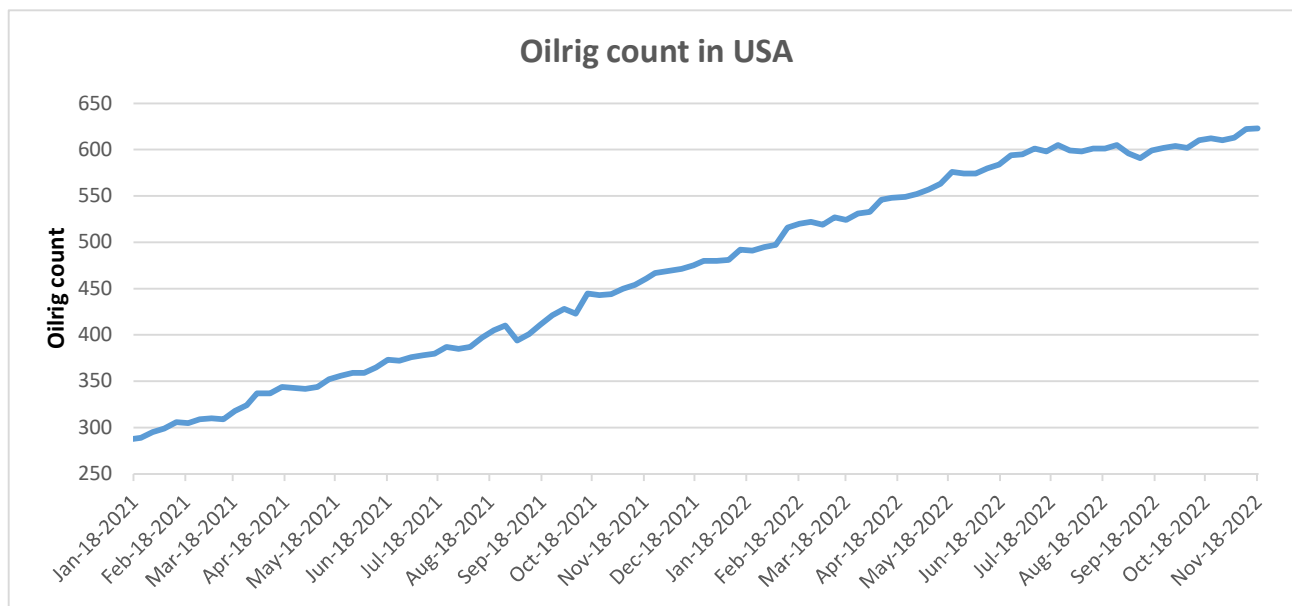
Today, Guar seed Jodhpur delivery prices went down by 3.2% at Rs. 6,300/Qtl as compared to previous day at Rs. 6,510/Qtl. In other cash markets too Guar seed traded with bearish sentiment. In Rajasthan, arrivals recorded at 12,115 qtl. Vs 11,175 qtl. previous day. In Haryana, arrivals recorded at 3,600 qtl. Vs 2,850 qtl. previous day. Jodhpur Guar seed delivery prices are expected to trade in the range of Rs. 6,000-6,700/Qtl. in near term amid new crop arrivals.



Month till date, Guar seed prices went up by 35% at Rs. 6,300/qtl. as compared to previous month closing at Rs. 4,673/qtl. and guar gum prices went up by 38% at Rs. 12,700/qtl. as compared to Rs. 9,200/qtl. previous month. Farmers are reluctant to offload their stocks in anticipation of better prices in future, resulting into shrink in arrivals and rising prices and currently guar seed prices are hovering near 4 months high while guar gum prices are at 5 months high.

### Oilrig

As on 18th Nov '2022, as per data released by Baker Hughes, the number of oilrigs in USA increased by 1 from 622 in the previous week to 623 this week.



### WTI Crude Oil

WTI Crude oil 17th Nov'22	% Change
17th Nov'22	-4.62%
1 Week	-9.98%
Month till date	-8.09%

### Guar Split Exports

India's Guar split exports increased in the month of October '2022 by 2% to 3,800 MT as compared to 3,720 MT previous month. However, the Guar split shipments up by 47% in October '22 compared to the same period last year. Out of the total exports, around 3,120 MT (82.11%) bought by China, 420 MT (11.05%) bought by USA and 260 MT (6.84%) bought by Russia.

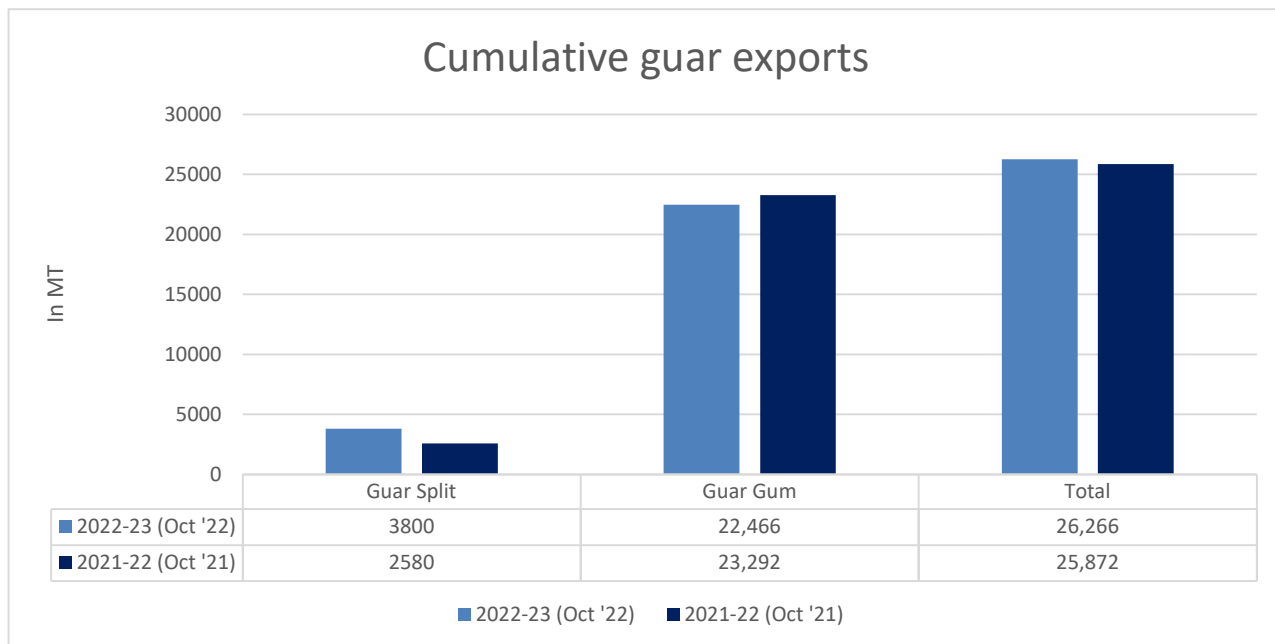
Country	Guar Split exported in Oct '22 (MT)	% Share
CHINA	3120	82.11%
USA	420	11.05%
RUSSIA	260	6.84%
<b>Grand Total</b>	<b>3800</b>	<b>100%</b>

**Guar Gum Exports:** India's Guar gum exports decreased in the month of October '2022 by 0.16% to 22,466 MT compared to 22,503 MT during previous month. The gum shipments were also down by 4% in October 2022 compared to the same period last year. Out of the total exported quantity, around 7008 MT (31.19%) was bought by the US, Russia bought 4,404 MT (19.60%), Germany 2,794 MT (12.43%), China 1,610 MT (7.17%) and Canada 1,483 MT (6.60%). We expect Guar gum export in Nov '22 around 22,000-25,000 tonnes.

Countries	Guar gum exported in Oct '22( MT)	Guar gum export (% Share)
USA	7008	31.19%
RUSSIA	4404	19.60%
GERMANY	2794	12.43%
CHINA	1610	7.17%
CANADA	1483	6.60%
AUSTRALIA	568	2.53%
ITALY	460	2.05%
UNITED KINGDOM	426	1.90%
BRAZIL	346	1.54%
TURKEY	264	1.17%
THAILAND	216	0.96%
NETHERLANDS	209	0.93%
JAPAN	207	0.92%
POLAND	204	0.91%
EGYPT	201	0.89%
SOUTH KOREA	173	0.77%
OTHERS	1894	8.43%
<b>TOTAL</b>	<b>22,466</b>	<b>100%</b>

**Total Cumulative Guar exports**  
Oct '22 recorded up by 2% to 0.26 Lakh tonnes as compared to 0.25 Lakh tonnes previous year same period.

Attributes	2022-23 (Oct '22)	2021-22 (Oct '21)	% Change
Guar Split	3800	2580	47%
Guar Gum	22,466	23,292	-4%
<b>Total</b>	<b>26,266</b>	<b>25,872</b>	<b>2%</b>


**NCDEX Futures Market**
**NCDEX-FUTURES MARKET – Guar Seed**

Contract	% chg	Open	High	Low	Close	Volume	Change	OI	Change
Dec-22	-5.99	6,260	6,261	5,976	5,976	47,960	-24415	49960	-2280
Jan-23	-5.99	6,315	6,315	6,059	6,059	5,145	-2505	13730	1735

**NCDEX-FUTURES MARKET- Guar Gum**

Contract	% chg	Open	High	Low	Close	Volume	Change	OI	Change
Dec-22	-5.99	13248	13248	12360	12360	24195	-4650	39530	-3300
Jan-23	-6.00	13139	13150	12462	12462	4890	1025	8965	1620



Guar seed Stock Position:			
Stocks	Demat	In-Process	Total
	21-Nov-22	21-Nov-22	21-Nov-22
Bikaner	16202	200	16402
Deesa	10	0	10
Sri Ganganagar	325	240	565
Jodhpur	632	89	721
Nokha	-	-	-

Guar Gum Stock Position:			
Stocks	Demat	In-Process	Total
	21-Nov-22	21-Nov-22	21-Nov-22
Deesa	-	-	-
Bikaner	3133	30	3163
Jodhpur	8595	790	9385
Nokha	1283	90	1373
Sri Ganganagar	155	0	155

Churi and Korma Prices:		22-Nov-22
Commodity	Centre	Rs. /75 kg.
Churi	Jodhpur	2200
Korma	Jodhpur	3150



Guar seed EDD:					
	10-Nov-22	10-Dec-22	10-Jan-23	10-Feb-23	10-Mar-23
Bikaner	-	2922	4807	1395	199
Deesa	-	10	-	-	-
Sri Ganganagar	-	-	60	-	-
Jodhpur	-	30	-	-	-
Nokha	-	-	-	-	-

Guar Gum EDD:					
	10-Nov-22	10-Dec-22	10-Jan-23	10-Feb-23	10-Mar-23
Deesa	-	-	-	-	-
Bikaner	-	30	638	597	189
Jodhpur	-	144	2147	850	69
Nokha	-	65	345	125	50
Sri Ganganagar	-	-	20	115	-

Guar Seed Prices at Key Spot Markets:					
Commodity	District	Centre	Prices (Rs/Qtl)		Change
Guar Seed			22-Nov-22	21-Nov-22	
Rajasthan	Jodhpur	Jodhpur (Loose)	6000	6200	-200
		Jodhpur(Delivery)	6300	6510	-210
	Sri-Ganganagar	Sri-Ganganagar(Loose)	6150	6250	-100
		Sri-Ganganagar (Delivery)	6300	6400	-100
		Rawla (Loose)	6000	6200	-200
		Gharsana (Loose)	6150	6250	-100
		Raisinghnagar (Loose)	6550	6550	Unch
	Bikaner	Bikaner (Loose)	5950	6090	-140
		Bikaner (Delivery)	6248	6395	-147

		Nokha(Loose)	5850	6100	-250
		Nokha (Delivery)	6143	6405	-263
		Khajuwala (Loose)	6000	6300	-300
		Khajuwala (Delivery)	6300	6615	-315
		Lunkaransar (Loose)	6000	6150	-150
	Hanumangarh	Hanumangarh (Loose)	6100	6350	-250
		Hanumangarh (Delivery)	6405	6668	-263
		Nohar (Loose)	NA	NA	-
		Pilibanga (Loose)	NA	NA	-
	Nagaur	Nagaur (Loose)	5800	6300	-500
	Churu	Churu (Delivery)	6000	6200	-200
	Alwar	Alwar (Loose)	5700	6200	-500
Haryana	Hisar	Adampur (Loose)	6000	6200	-200
		Adampur (Delivery)	6300	6510	-210
	Bhiwani	Bhiwani (Delivery)	6050	6100	-50
		Siwani (Loose)	5900	6100	-200
	Sirsa	Sirsa (Loose)	5900	6100	-200
		Dhabwali (Loose)	6000	6150	-150
		Dhabwali (Delivery)	6300	6458	-158
		Ellanabad (Loose)	NA	6350	-
	Fatehabad	Fatehabad (Loose)	NA	6200	-
Gujarat	Banaskantha	Deesa (Loose)	NA	NA	-
	Patan	Patan (Loose)	6025	6260	-235
	Rajkot	Rajkot (Loose)	6050	5900	150
	Jamnagar	Dhrol (Loose)	NA	NA	-
Madhya Pradesh	Gwalior	Dabra (Loose)	NA	NA	-
Guar Gum					
Rajasthan	Jodhpur	Jodhpur	12700	13200	-500
	Alwar	Alwar	12500	13000	-500
	Hanumangarh	Nohar	NA	NA	-
Haryana	Bhiwani	Bhiwani	12800	13000	-200
	Sirsa	Sirsa	13000	13000	Unch
		Dhabwali	12900	13000	-100
		Ellanabad	NA	13300	-
	Fatehabad	Fatehabad	NA	13000	-

Guar Seed Arrivals in Key Centers					
Commodity	District	Centre	Arrivals (Quintals)		Change
Guar Seed			22-Nov-22	21-Nov-22	

Rajasthan	Jodhpur	Jodhpur	50	50	Unch
	Sri-Ganganagar	Sri-Ganganagar	400	500	-100
		Rawla	500	400	100
		Gharsana	700	500	200
		Raisinghnagar	300	300	Unch
	Bikaner	Bikaner	1500	1500	Unch
		Nokha	2200	2500	-300
		Khajuwala	400	400	Unch
		Lunkaransar	2000	1000	1000
	Hanumangarh	Hanumangarh	65	25	40
		Nohar	NA	NA	-
		Pilibanga	NA	NA	-
	Nagaur	Nagaur	1500	1000	500
	Churu	Churu	2500	3000	-500
	Alwar	Alwar	NA	NA	-
Haryana	Hisar	Adampur	2000	1500	500
	Bhiwani	Bhiwani	1200	1000	200
		Siwani	200	100	100
	Sirsa	Sirsa	200	200	Unch
		Dhabwali	NA	NA	-
		Ellanabad	NA	200	-
	Fatehabad	Fatehabad	NA	50	-
Gujarat	Banaskantha	Deesa	NA	NA	-
	Patan	Patan	62	35	27
	Rajkot	Rajkot	1210	900	310
	Jamnagar	Dhrol	NA	NA	-
Madhya Pradesh	Gwalior	Dabra	NA	NA	-
Total Arrivals/Above Markets			16987	15160	1827

**Disclaimer**

The information and opinions contained in the document have been compiled from sources believed to be reliable. The company does not warrant its accuracy, completeness and correctness. Use of data and information contained in this report is at your own risk. This document is not, and should not be construed as, an offer to sell or solicitation to buy any commodities. This document may not be reproduced, distributed or published, in whole or in part, by any recipient hereof for any purpose without prior permission from the Company. IASL and its affiliates and/or their officers, directors and employees may have positions in any commodities mentioned in this document (or in any related investment) and may from time to time add to or dispose of any such commodities (or investment). Please see the detailed disclaimer at <http://www.agriwatch.com/Disclaimer.asp> © 2022 Indian Agribusiness Systems Limited