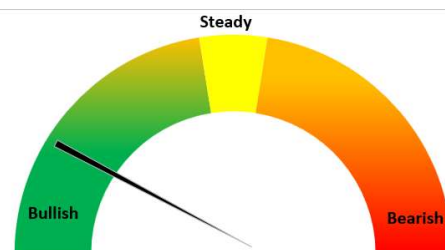


Today's Update

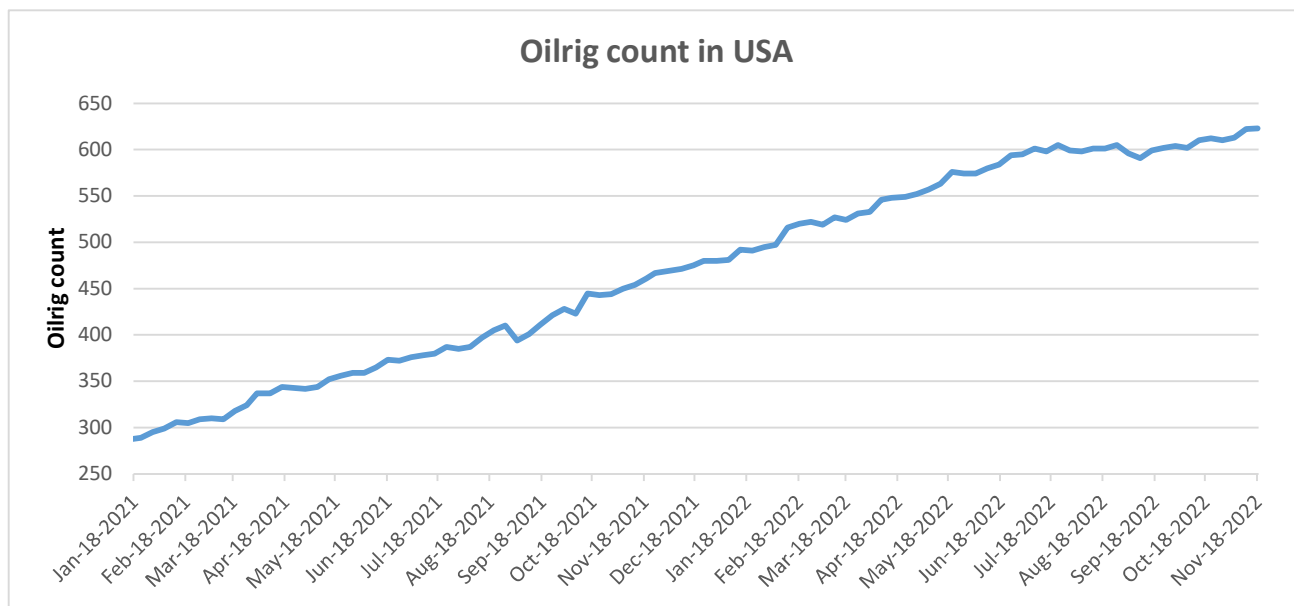
Today, Guar seed Jodhpur delivery prices went down by 1.7% at Rs. 6,195/Qtl as compared to previous day at Rs. 6,300/Qtl. In other cash markets too Guar seed traded with bearish sentiment. In Rajasthan, arrivals recorded at 10,585 qtl. Vs 12,115 qtl. previous day. In Haryana, arrivals recorded at 2,250 qtl. Vs 3,600 qtl. previous day. Jodhpur Guar seed delivery prices are expected to trade in the range of Rs. 5,800-6,500/Qtl. in near term amid new crop arrivals.



Month till date, Guar seed prices went up by 33% at Rs. 6,195/qtl. as compared to previous month closing at Rs. 4,673/qtl. and guar gum prices went up by 35% at Rs. 12,400/qtl. as compared to Rs. 9,200/qtl. previous month. Farmers are reluctant to offload their stocks in anticipation of better prices in future, resulting into shrink in arrivals and rising prices and currently guar seed prices are hovering near 4 months high while guar gum prices are at 5 months high.

Oilrig

As on 18th Nov '2022, as per data released by Baker Hughes, the number of oilrigs in USA increased by 1 from 622 in the previous week to 623 this week.



WTI Crude Oil

WTI Crude oil 22rd Nov'22	% Change
22rd Nov'22	1.18%
1 Week	0.21%
Month till date	-7.29%

Guar Split Exports

India's Guar split exports increased in the month of October '2022 by 2% to 3,800 MT as compared to 3,720 MT previous month. However, the Guar split shipments up by 47% in October '22 compared to the same period last year. Out of the total exports, around 3,120 MT (82.11%) bought by China, 420 MT (11.05%) bought by USA and 260 MT (6.84%) bought by Russia.

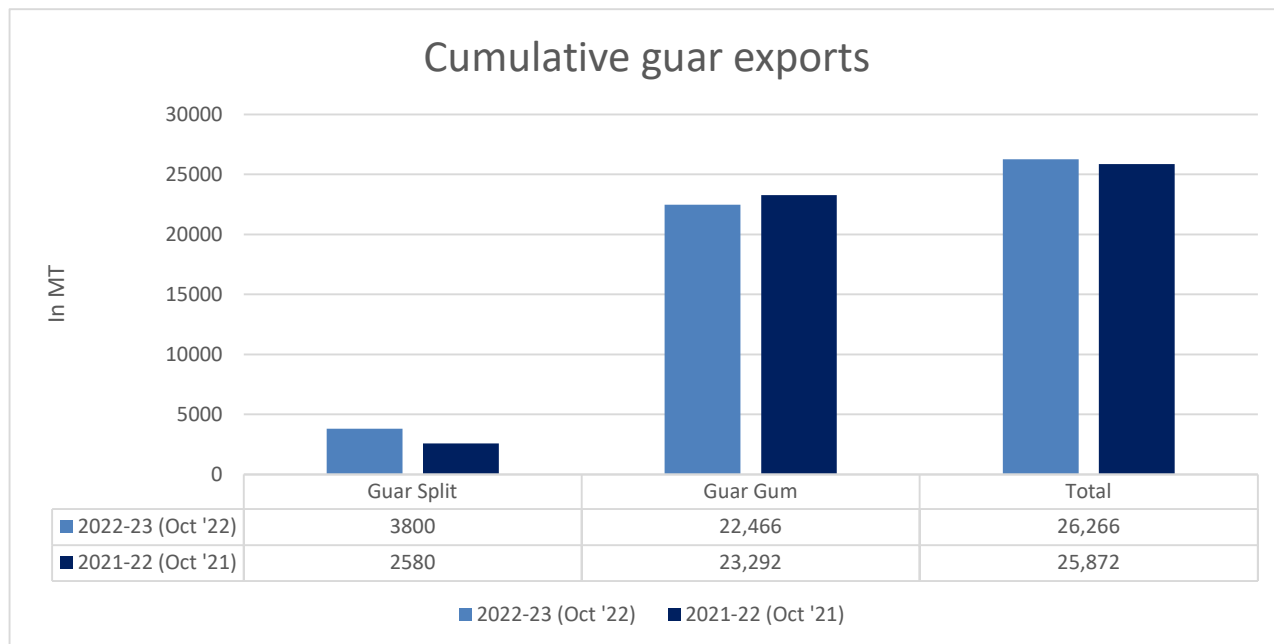
Country	Guar Split exported in Oct '22 (MT)	% Share
CHINA	3120	82.11%
USA	420	11.05%
RUSSIA	260	6.84%
Grand Total	3800	100%

Guar Gum Exports: India's Guar gum exports decreased in the month of October '2022 by 0.16% to 22,466 MT compared to 22,503 MT during previous month. The gum shipments were also down by 4% in October 2022 compared to the same period last year. Out of the total exported quantity, around 7008 MT (31.19%) was bought by the US, Russia bought 4,404 MT (19.60%), Germany 2,794 MT (12.43%), China 1,610 MT (7.17%) and Canada 1,483 MT (6.60%). We expect Guar gum export in Nov '22 around 22,000-25,000 tonnes.

Countries	Guar gum exported in Oct '22(MT)	Guar gum export (% Share)
USA	7008	31.19%
RUSSIA	4404	19.60%
GERMANY	2794	12.43%
CHINA	1610	7.17%
CANADA	1483	6.60%
AUSTRALIA	568	2.53%
ITALY	460	2.05%
UNITED KINGDOM	426	1.90%
BRAZIL	346	1.54%
TURKEY	264	1.17%
THAILAND	216	0.96%
NETHERLANDS	209	0.93%
JAPAN	207	0.92%
POLAND	204	0.91%
EGYPT	201	0.89%
SOUTH KOREA	173	0.77%
OTHERS	1894	8.43%
TOTAL	22,466	100%

Total Cumulative Guar exports
Oct '22 recorded up by 2% to 0.26 Lakh tonnes as compared to 0.25 Lakh tonnes previous year same period.

Attributes	2022-23 (Oct '22)	2021-22 (Oct '21)	% Change
Guar Split	3800	2580	47%
Guar Gum	22,466	23,292	-4%
Total	26,266	25,872	2%



NCDEX Futures Market

NCDEX-FUTURES MARKET – Guar Seed

Contract	% chg	Open	High	Low	Close	Volume	Change	OI	Change
Dec-22	-0.60	5,980	6,000	5,742	5,940	61,350	13390	50985	1025
Jan-23	-0.63	5,991	6,090	5,840	6,027	11,035	5890	15170	1440

NCDEX-FUTURES MARKET- Guar Gum

Contract	% chg	Open	High	Low	Close	Volume	Change	OI	Change
Dec-22	+1.28	12230	12582	11920	12525	25265	1070	38250	-1280
Jan-23	+1.59	12320	12711	12097	12660	6570	1680	10730	1765



Guar seed Stock Position:			
Stocks	Demat	In-Process	Total
	22-Nov-22	22-Nov-22	22-Nov-22
Bikaner	16113	220	16333
Deesa	10	0	10
Sri Ganganagar	325	240	565
Jodhpur	632	139	771
Nokha	0	0	0

Guar Gum Stock Position:			
Stocks	Demat	In-Process	Total
	22-Nov-22	22-Nov-22	22-Nov-22
Deesa	0	0	0
Bikaner	3104	60	3164
Jodhpur	8714	819	9533
Nokha	1263	120	1383
Sri Ganganagar	155	0	155

Churi and Korma Prices:		23-Nov-22
Commodity	Centre	Rs. /75 kg.
Churi	Jodhpur	2100
Korma	Jodhpur	3075



Guar seed EDD:					
	10-Dec-22	10-Jan-23	10-Feb-23	10-Mar-23	10-Apr-23
Bikaner	2832	4807	1395	199	190
Deesa	10	-	-	-	-
Sri Ganganagar	-	60	-	-	-
Jodhpur	30	-	-	-	-
Nokha	-	-	-	-	-

Guar Gum EDD:					
	10-Dec-22	10-Jan-23	10-Feb-23	10-Mar-23	10-Apr-23
Deesa	-	-	-	-	-
Bikaner	-	638	597	189	228
Jodhpur	144	2147	850	69	139
Nokha	65	345	115	40	40
Sri Ganganagar	-	20	115	-	-

Guar Seed Prices at Key Spot Markets:					
Commodity	District	Centre	Prices (Rs/Qtl)		Change
Guar Seed			23-Nov-22	22-Nov-22	
Rajasthan	Jodhpur	Jodhpur (Loose)	5900	6000	-100
		Jodhpur(Delivery)	6195	6300	-105
	Sri-Ganganagar	Sri-Ganganagar(Loose)	5600	6150	-550
		Sri-Ganganagar (Delivery)	5750	6300	-550
		Rawla (Loose)	5900	6000	-100
		Gharsana (Loose)	6000	6150	-150
		Raisinghnagar (Loose)	6000	6550	-550
	Bikaner	Bikaner (Loose)	5800	5950	-150
		Bikaner (Delivery)	6090	6248	-158
		Nokha(Loose)	5700	5850	-150

		Nokha (Delivery)	5985	6143	-158
		Khajuwala (Loose)	5900	6000	-100
		Khajuwala (Delivery)	6195	6300	-105
		Lunkaransar (Loose)	5900	6000	-100
	Hanumangarh	Hanumangarh (Loose)	5700	6100	-400
		Hanumangarh (Delivery)	5985	6405	-420
		Nohar (Loose)	NA	NA	-
		Pilibanga (Loose)	NA	5825	-
	Nagaur	Nagaur (Loose)	5700	5800	-100
	Churu	Churu (Delivery)	5900	6000	-100
	Alwar	Alwar (Loose)	5700	5700	Unch
Haryana	Hisar	Adampur (Loose)	5900	6000	-100
		Adampur (Delivery)	6195	6300	-105
	Bhiwani	Bhiwani (Delivery)	6000	6050	-50
		Siwani (Loose)	5800	5900	-100
	Sirsa	Sirsa (Loose)	5800	5900	-100
		Dhabwali (Loose)	5800	6000	-200
		Dhabwali (Delivery)	6090	6300	-210
		Ellanabad (Loose)	NA	6200	-
	Fatehabad	Fatehabad (Loose)	5800	NA	-
Gujarat	Banaskantha	Deesa (Loose)	5655	6105	-450
	Patan	Patan (Loose)	5760	6025	-265
	Rajkot	Rajkot (Loose)	5850	6050	-200
	Jamnagar	Dhrol (Loose)	NA	NA	-
Madhya Pradesh	Gwalior	Dabra (Loose)	NA	NA	-
Guar Gum					
Rajasthan	Jodhpur	Jodhpur	12400	12700	-300
	Alwar	Alwar	12400	12500	-100
	Hanumangarh	Nohar	NA	NA	-
Haryana	Bhiwani	Bhiwani	12600	12800	-200
	Sirsa	Sirsa	12500	13000	-500
		Dhabwali	12700	12900	-200
		Ellanabad	NA	13100	-
	Fatehabad	Fatehabad	12500	NA	-

Guar Seed Arrivals in Key Centers					
Commodity	District	Centre	Arrivals (Quintals)		Change
Guar Seed			23-Nov-22	22-Nov-22	

Rajasthan	Jodhpur	Jodhpur	35	50	-15
	Sri-Ganganagar	Sri-Ganganagar	300	400	-100
		Rawla	700	500	200
		Gharsana	800	700	100
		Raisinghnagar	300	300	Unch
	Bikaner	Bikaner	1000	1500	-500
		Nokha	2000	2200	-200
		Khajuwala	600	400	200
		Lunkaransar	1500	2000	-500
	Hanumangarh	Hanumangarh	50	65	-15
		Nohar	NA	NA	-
		Pilibanga	NA	90	-
	Nagaur	Nagaur	1800	1500	300
	Churu	Churu	1500	2500	-1000
	Alwar	Alwar	NA	NA	-
Haryana	Hisar	Adampur	1200	2000	-800
	Bhiwani	Bhiwani	700	1200	-500
		Siwani	150	200	-50
	Sirsa	Sirsa	150	200	-50
		Dhabwali	NA	NA	-
		Ellanabad	NA	400	-
	Fatehabad	Fatehabad	50	NA	-
Gujarat	Banaskantha	Deesa	49	35	14
	Patan	Patan	40	62	-22
	Rajkot	Rajkot	500	1210	-710
	Jamnagar	Dhrol	NA	NA	-
Madhya Pradesh	Gwalior	Dabra	NA	NA	-
Total Arrivals/Above Markets			13424	17512	-4088

Disclaimer

The information and opinions contained in the document have been compiled from sources believed to be reliable. The company does not warrant its accuracy, completeness and correctness. Use of data and information contained in this report is at your own risk. This document is not, and should not be construed as, an offer to sell or solicitation to buy any commodities. This document may not be reproduced, distributed or published, in whole or in part, by any recipient hereof for any purpose without prior permission from the Company. IASL and its affiliates and/or their officers, directors and employees may have positions in any commodities mentioned in this document (or in any related investment) and may from time to time add to or dispose of any such commodities (or investment). Please see the detailed disclaimer at <http://www.agriwatch.com/Disclaimer.asp> © 2022 Indian Agribusiness Systems Limited

