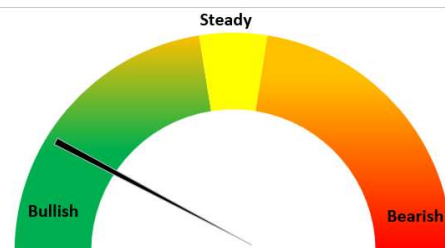


Today's Update

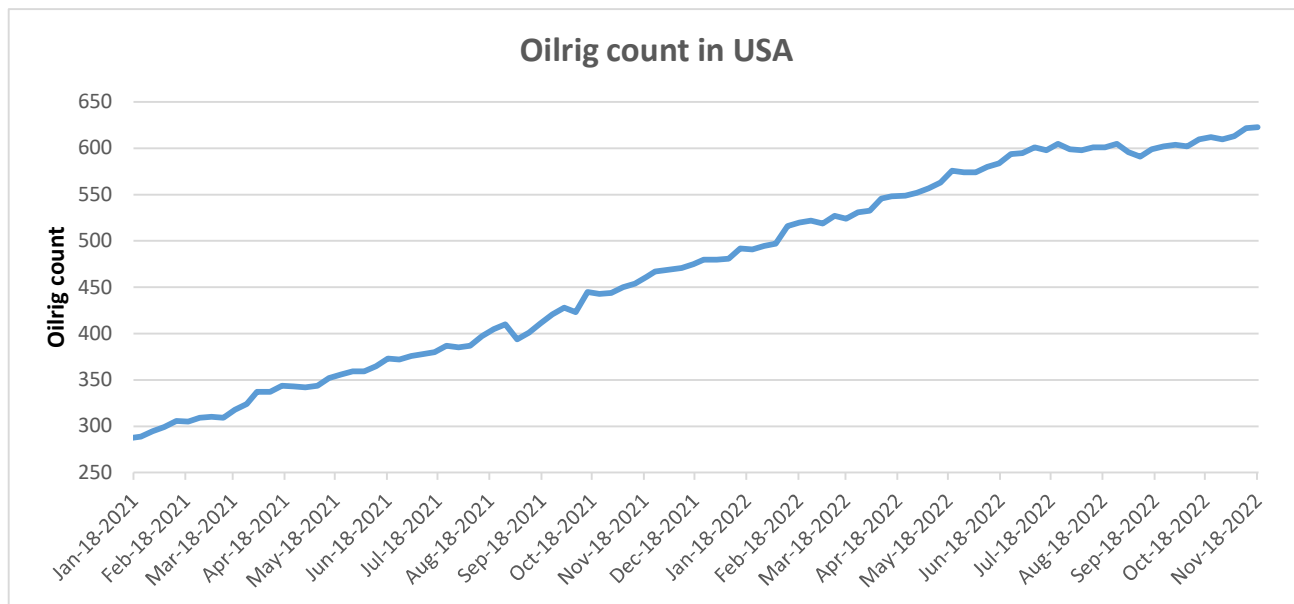
Today, Guar seed Jodhpur delivery prices remained steady at Rs. 6,195/Qtl as compared to previous day. In other cash markets, Guar seed traded with mixed sentiments. In Rajasthan, arrivals recorded at 10,500 qtl. Vs 10,585 qtl. previous day. In Haryana, arrivals recorded at 2,050 qtl. Vs 2,250 qtl. previous day. Jodhpur Guar seed delivery prices are expected to trade in the range of Rs. 5,800-6,500/Qtl. in near term amid new crop arrivals.



Month till date, Guar seed prices went up by 33% at Rs. 6,195/qtl. as compared to previous month closing at Rs. 4,673/qtl., however, this week prices have declined by 5% due to profit booking. and guar gum prices went up by 32% at Rs. 12,100/qtl. as compared to Rs. 9,200/qtl. previous month while declined by 3% this week. Farmers are reluctant to offload their stocks in anticipation of better prices in future, resulting into shrink in arrivals and rising prices and currently guar seed prices are hovering near 4 months high while guar gum prices are at 5 months high.

Oilrig

As on 18th Nov '2022, as per data released by Baker Hughes, the number of oilrigs in USA increased by 1 from 622 in the previous week to 623 this week.



WTI Crude Oil

WTI Crude oil 24th Nov'22	% Change
24th Nov'22	-0.05%
1 Week	-2.97%
Month till date	-10.22%

Guar Split Exports

India's Guar split exports increased in the month of October '2022 by 2% to 3,800 MT as compared to 3,720 MT previous month. However, the Guar split shipments up by 47% in October '22 compared to the same period last year. Out of the total exports, around 3,120 MT (82.11%) bought by China, 420 MT (11.05%) bought by USA and 260 MT (6.84%) bought by Russia.

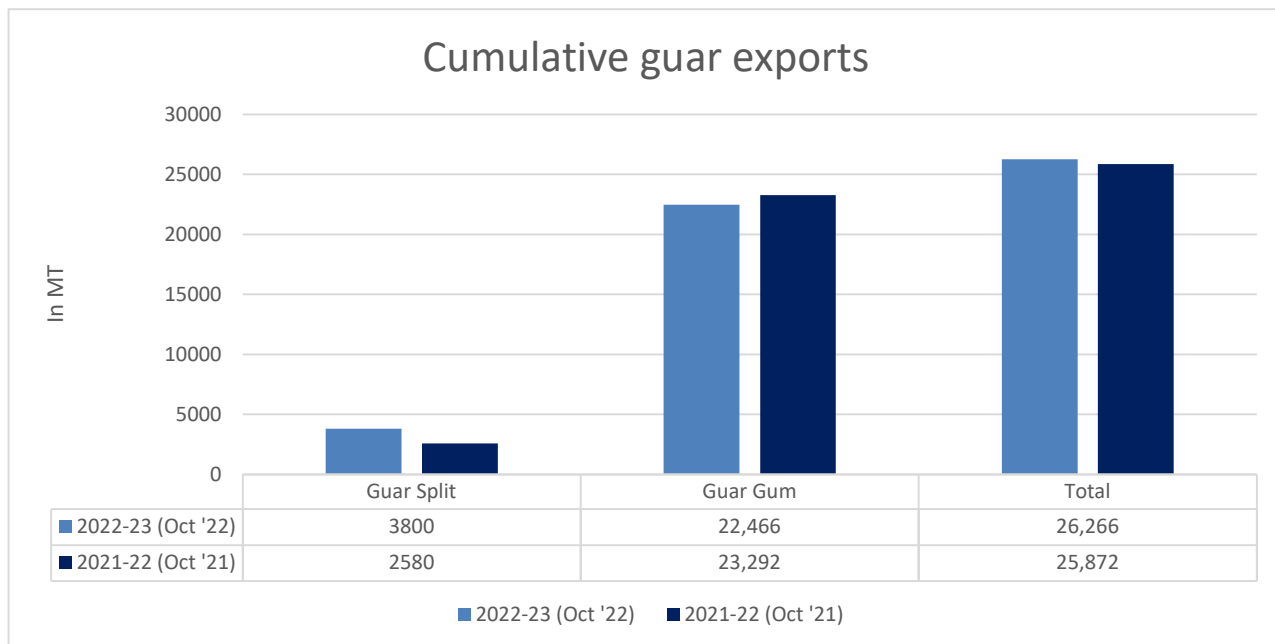
Country	Guar Split exported in Oct '22 (MT)	% Share
CHINA	3120	82.11%
USA	420	11.05%
RUSSIA	260	6.84%
Grand Total	3800	100%

Guar Gum Exports: India's Guar gum exports decreased in the month of October '2022 by 0.16% to 22,466 MT compared to 22,503 MT during previous month. The gum shipments were also down by 4% in October 2022 compared to the same period last year. Out of the total exported quantity, around 7008 MT (31.19%) was bought by the US, Russia bought 4,404 MT (19.60%), Germany 2,794 MT (12.43%), China 1,610 MT (7.17%) and Canada 1,483 MT (6.60%). We expect Guar gum export in Nov '22 around 22,000-25,000 tonnes.

Countries	Guar gum exported in Oct '22(MT)	Guar gum export (% Share)
USA	7008	31.19%
RUSSIA	4404	19.60%
GERMANY	2794	12.43%
CHINA	1610	7.17%
CANADA	1483	6.60%
AUSTRALIA	568	2.53%
ITALY	460	2.05%
UNITED KINGDOM	426	1.90%
BRAZIL	346	1.54%
TURKEY	264	1.17%
THAILAND	216	0.96%
NETHERLANDS	209	0.93%
JAPAN	207	0.92%
POLAND	204	0.91%
EGYPT	201	0.89%
SOUTH KOREA	173	0.77%
OTHERS	1894	8.43%
TOTAL	22,466	100%

Total Cumulative Guar exports
 Oct '22 recorded up by 2% to 0.26 Lakh tonnes as compared to 0.25 Lakh tonnes previous year same period.

Attributes	2022-23 (Oct '22)	2021-22 (Oct '21)	% Change
Guar Split	3800	2580	47%
Guar Gum	22,466	23,292	-4%
Total	26,266	25,872	2%



NCDEX Futures Market

NCDEX-FUTURES MARKET – Guar Seed

Contract	% chg	Open	High	Low	Close	Volume	Change	OI	Change
Dec-22	-1.83	5,972	6,113	5,797	5,835	55,515	-5835	47715	-3270
Jan-23	-1.99	6,088	6,200	5,881	5,910	12,600	1565	17545	2375

NCDEX-FUTURES MARKET- Guar Gum

Contract	% chg	Open	High	Low	Close	Volume	Change	OI	Change
Dec-22	-2.64	12560	12819	12083	12168	21845	-3420	34450	-3800
Jan-23	-2.58	12840	12952	12246	12310	7040	470	13255	2525



Guar seed Stock Position:			
Stocks	Demat	In-Process	Total
	23-Nov-22	23-Nov-22	23-Nov-22
Bikaner	16162	300	16462
Deesa	10	0	10
Sri Ganganagar	485	80	565
Jodhpur	692	79	771
Nokha	0	0	0

Guar Gum Stock Position:			
Stocks	Demat	In-Process	Total
	23-Nov-22	23-Nov-22	23-Nov-22
Deesa	0	0	0
Bikaner	3163	30	3193
Jodhpur	8982	775	9757
Nokha	1263	170	1433
Sri Ganganagar	155	0	155

Churi and Korma Prices:		24-Nov-22
Commodity	Centre	Rs. /75 kg.
Churi	Jodhpur	2100
Korma	Jodhpur	3075

Guar seed EDD:					
	10-Dec-22	10-Jan-23	10-Feb-23	10-Mar-23	10-Apr-23
Bikaner	2782	4707	1395	199	190
Deesa	10	-	-	-	-
Sri Ganganagar	-	60	-	-	-
Jodhpur	30	-	-	-	-
Nokha	-	-	-	-	-

Guar Gum EDD:					
	10-Dec-22	10-Jan-23	10-Feb-23	10-Mar-23	10-Apr-23
Deesa	-	-	-	-	-
Bikaner	-	638	597	189	228
Jodhpur	144	2147	850	69	139
Nokha	55	325	115	40	20
Sri Ganganagar	-	20	115	-	-

Guar Seed Prices at Key Spot Markets:					
Commodity	District	Centre	Prices (Rs/Qtl)		Change
Guar Seed			24-Nov-22	23-Nov-22	
Rajasthan	Jodhpur	Jodhpur (Loose)	5900	5900	Unch
		Jodhpur(Delivery)	6195	6195	Unch
	Sri-Ganganagar	Sri-Ganganagar(Loose)	5900	5600	300
		Sri-Ganganagar (Delivery)	6050	5750	300
		Rawla (Loose)	6100	5900	200
		Gharsana (Loose)	6200	6000	200
		Raisinghnagar (Loose)	5900	6000	-100
	Bikaner	Bikaner (Loose)	6000	5800	200
		Bikaner (Delivery)	6300	6090	210
		Nokha(Loose)	5800	5700	100
		Nokha (Delivery)	6090	5985	105

		Khajuwala (Loose)	5800	5900	-100
		Khajuwala (Delivery)	6090	6195	-105
		Lunkaransar (Loose)	5900	5900	Unch
	Hanumangarh	Hanumangarh (Loose)	5900	5700	200
		Hanumangarh (Delivery)	6195	5985	210
		Nohar (Loose)	NA	NA	-
		Pilibanga (Loose)	NA	5835	-
	Nagaur	Nagaur (Loose)	5900	5700	200
	Churu	Churu (Delivery)	6100	5900	200
	Alwar	Alwar (Loose)	5700	5700	Unch
Haryana	Hisar	Adampur (Loose)	6100	5900	200
		Adampur (Delivery)	6405	6195	210
	Bhiwani	Bhiwani (Delivery)	6000	6000	Unch
		Siwani (Loose)	5900	5800	100
	Sirsa	Sirsa (Loose)	5600	5800	-200
		Dhabwali (Loose)	5750	5800	-50
		Dhabwali (Delivery)	6038	6090	-53
		Ellanabad (Loose)	NA	6100	-
	Fatehabad	Fatehabad (Loose)	5700	5800	-100
Gujarat	Banaskantha	Deesa (Loose)	5855	5655	200
	Patan	Patan (Loose)	5660	5760	-100
	Rajkot	Rajkot (Loose)	5905	5850	55
	Jamnagar	Dhrol (Loose)	NA	NA	-
Madhya Pradesh	Gwalior	Dabra (Loose)	NA	NA	-
Guar Gum					
Rajasthan	Jodhpur	Jodhpur	12100	12400	-300
	Alwar	Alwar	12500	12400	100
	Hanumangarh	Nohar	NA	NA	-
Haryana	Bhiwani	Bhiwani	12200	12600	-400
	Sirsa	Sirsa	12500	12500	Unch
		Dhabwali	12400	12700	-300
		Ellanabad	NA	12800	-
	Fatehabad	Fatehabad	12500	12500	Unch

Guar Seed Arrivals in Key Centers					
Commodity	District	Centre	Arrivals (Quintals)		Change
Guar Seed			24-Nov-22	23-Nov-22	
Rajasthan	Jodhpur	Jodhpur	20	35	-15
	Sri-Ganganagar	Sri-Ganganagar	400	300	100

		Rawla	400	700	-300
		Gharsana	600	800	-200
		Raisinghnagar	300	300	Unch
	Bikaner	Bikaner	500	1000	-500
		Nokha	2300	2000	300
		Khajuwala	2500	600	1900
		Lunkaransar	1200	1500	-300
	Hanumangarh	Hanumangarh	80	50	30
		Nohar	NA	NA	-
		Pilibanga	NA	100	-
	Nagaur	Nagaur	1200	1800	-600
	Churu	Churu	1000	1500	-500
	Alwar	Alwar	NA	NA	-
Haryana	Hisar	Adampur	1200	1200	Unch
	Bhiwani	Bhiwani	350	700	-350
		Siwani	50	150	-100
	Sirsa	Sirsa	400	150	250
		Dhabwali	NA	NA	-
		Ellanabad	NA	500	-
	Fatehabad	Fatehabad	50	50	Unch
Gujarat	Banaskantha	Deesa	41	49	-8
	Patan	Patan	35	40	-5
	Rajkot	Rajkot	300	500	-200
	Jamnagar	Dhrol	NA	NA	-
Madhya Pradesh	Gwalior	Dabra	NA	NA	-
Total Arrivals/Above Markets			12926	14024	-1098

Disclaimer

The information and opinions contained in the document have been compiled from sources believed to be reliable. The company does not warrant its accuracy, completeness and correctness. Use of data and information contained in this report is at your own risk. This document is not, and should not be construed as, an offer to sell or solicitation to buy any commodities. This document may not be reproduced, distributed or published, in whole or in part, by any recipient hereof for any purpose without prior permission from the Company. IASL and its affiliates and/or their officers, directors and employees may have positions in any commodities mentioned in this document (or in any related investment) and may from time to time add to or dispose of any such commodities (or investment). Please see the detailed disclaimer at <http://www.agriwatch.com/Disclaimer.asp> © 2022 Indian Agribusiness Systems Limited