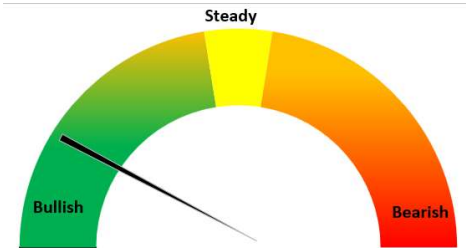


Today's Update

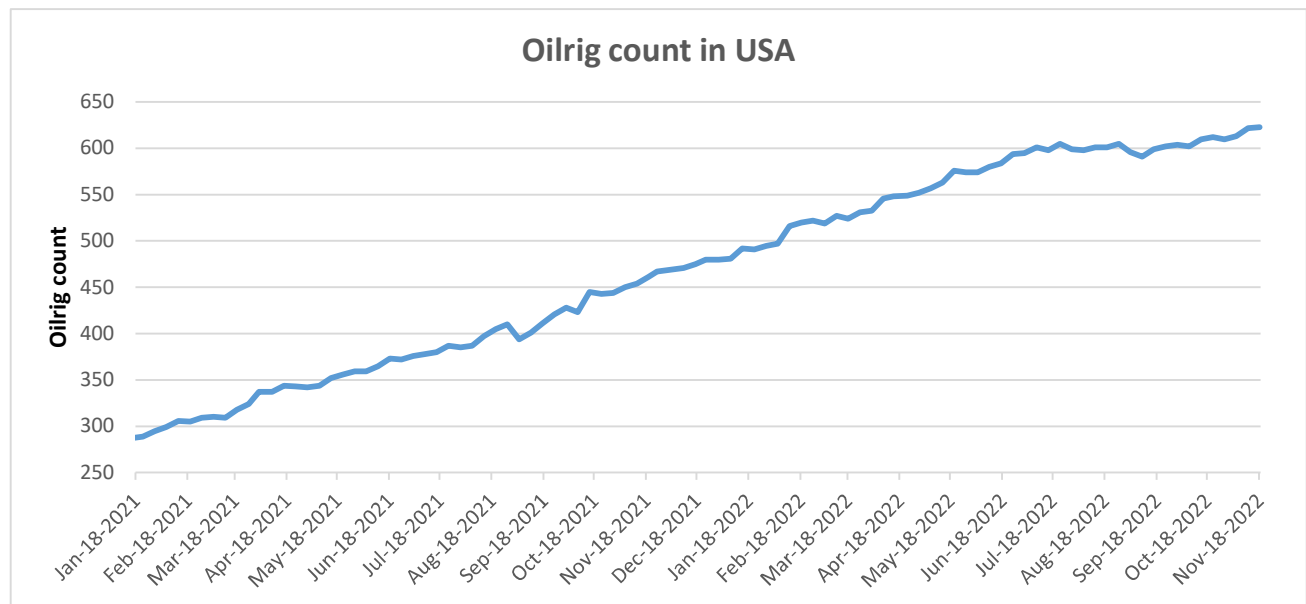
Today, Guar seed Jodhpur delivery prices went down by 1.7% at Rs. 6,090/Qtl. as compared to Rs. 6,195/Qtl as previous day. In other cash markets, Guar seed traded with mixed sentiments. In Rajasthan, arrivals recorded at 9,800 qtl. Vs 10,500 qtl. previous day. In Haryana, arrivals recorded at 800 qtl. Vs 2,050 qtl. previous day. Jodhpur Guar seed delivery prices are expected to trade in the range of Rs. 5,000-6,500/Qtl. in near term amid new crop arrivals.



Month till date, Guar seed prices went up by 30% at Rs. 6,090/qtl. as compared to previous month closing at Rs. 4,673/qtl., however, this week prices have declined by 6% due to profit booking. and guar gum prices went up by 33% at Rs. 12,100/qtl. as compared to Rs. 9,200/qtl. previous month while declined by 8% this week. Farmers are reluctant to offload their stocks in anticipation of better prices in future, resulting into shrink in arrivals and rising prices and currently guar seed prices are hovering near 4 months high while guar gum prices are at 5 months high.

Oilrig

As on 18th Nov '2022, as per data released by Baker Hughes, the number of oilrigs in USA increased by 1 from 622 in the previous week to 623 this week.



WTI Crude Oil

WTI Crude oil 25th Nov'22	% Change
25th Nov'22	2.09%
1 Week	-0.51%
Month till date	-7.93%

Guar Split Exports

India's Guar split exports increased in the month of October '2022 by 2% to 3,800 MT as compared to 3,720 MT previous month. However, the Guar split shipments up by 47% in October '22 compared to the same period last year. Out of the total exports, around 3,120 MT (82.11%) bought by China, 420 MT (11.05%) bought by USA and 260 MT (6.84%) bought by Russia.

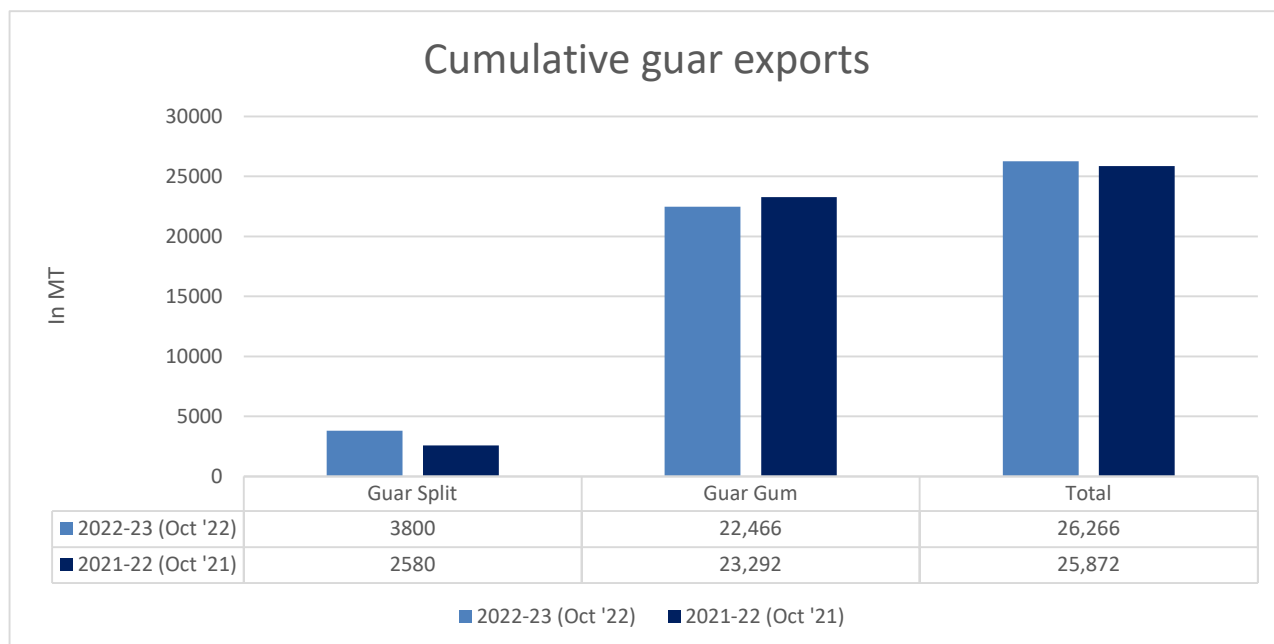
Country	Guar Split exported in Oct '22 (MT)	% Share
CHINA	3120	82.11%
USA	420	11.05%
RUSSIA	260	6.84%
Grand Total	3800	100%

Guar Gum Exports: India's Guar gum exports decreased in the month of October '2022 by 0.16% to 22,466 MT compared to 22,503 MT during previous month. The gum shipments were also down by 4% in October 2022 compared to the same period last year. Out of the total exported quantity, around 7008 MT (31.19%) was bought by the US, Russia bought 4,404 MT (19.60%), Germany 2,794 MT (12.43%), China 1,610 MT (7.17%) and Canada 1,483 MT (6.60%). We expect Guar gum export in Nov '22 around 22,000-25,000 tonnes.

Countries	Guar gum exported in Oct '22(MT)	Guar gum export (% Share)
USA	7008	31.19%
RUSSIA	4404	19.60%
GERMANY	2794	12.43%
CHINA	1610	7.17%
CANADA	1483	6.60%
AUSTRALIA	568	2.53%
ITALY	460	2.05%
UNITED KINGDOM	426	1.90%
BRAZIL	346	1.54%
TURKEY	264	1.17%
THAILAND	216	0.96%
NETHERLANDS	209	0.93%
JAPAN	207	0.92%
POLAND	204	0.91%
EGYPT	201	0.89%
SOUTH KOREA	173	0.77%
OTHERS	1894	8.43%
TOTAL	22,466	100%

Total Cumulative Guar exports
Oct '22 recorded up by 2% to 0.26 Lakh tonnes as compared to 0.25 Lakh tonnes previous year same period.

Attributes	2022-23 (Oct '22)	2021-22 (Oct '21)	% Change
Guar Split	3800	2580	47%
Guar Gum	22,466	23,292	-4%
Total	26,266	25,872	2%


NCDEX Futures Market
NCDEX-FUTURES MARKET – Guar Seed

Contract	% chg	Open	High	Low	Close	Volume	Change	OI	Change
Dec-22	-0.20	5,816	5,940	5,804	5,844	34,600	-20915	46565	-1150
Jan-23	-0.30	5,903	6,020	5,890	5,925	10,590	-2010	18285	740

NCDEX-FUTURES MARKET- Guar Gum

Contract	% chg	Open	High	Low	Close	Volume	Change	OI	Change
Dec-22	-0.19	12290	12390	12040	12169	15565	-6280	31515	-2935
Jan-23	-0.35	12325	12540	12191	12300	8165	1125	16000	2745



Guar seed Stock Position:			
Stocks	Demat	In-Process	Total
	24-Nov-22	24-Nov-22	24-Nov-22
Bikaner	16305	41	16346
Deesa	10	0	10
Sri Ganganagar	565	0	565
Jodhpur	662	89	751
Nokha	0	0	0

Guar Gum Stock Position:			
Stocks	Demat	In-Process	Total
	24-Nov-22	24-Nov-22	24-Nov-22
Deesa	0	20	20
Bikaner	3044	30	3074
Jodhpur	9161	736	9897
Nokha	1107	189	1296
Sri Ganganagar	155	0	155

Churi and Korma Prices:		25-Nov-22
Commodity	Centre	Rs. /75 kg.
Churi	Jodhpur	2200
Korma	Jodhpur	3075



Guar seed EDD:					
	10-Dec-22	10-Jan-23	10-Feb-23	10-Mar-23	10-Apr-23
Bikaner	2656	4707	1395	199	190
Deesa	10	-	-	-	-
Sri Ganganagar	-	60	-	-	-
Jodhpur	30	-	-	-	-
Nokha	-	-	-	-	-

Guar Gum EDD:					
	10-Dec-22	10-Jan-23	10-Feb-23	10-Mar-23	10-Apr-23
Deesa	-	-	-	-	-
Bikaner	-	638	448	189	228
Jodhpur	144	2147	850	69	139
Nokha	55	245	65	40	20
Sri Ganganagar	-	20	115	-	-

Guar Seed Prices at Key Spot Markets:					
Commodity	District	Centre	Prices (Rs/Qtl)		Change
Guar Seed			25-Nov-22	24-Nov-22	
Rajasthan	Jodhpur	Jodhpur (Loose)	5800	5900	-100
		Jodhpur(Delivery)	6090	6195	-105
	Sri-Ganganagar	Sri-Ganganagar(Loose)	5850	5900	-50
		Sri-Ganganagar (Delivery)	6000	6050	-50
		Rawla (Loose)	6100	6100	Unch
		Gharsana (Loose)	6150	6200	-50
		Raisinghnagar (Loose)	5900	5900	Unch
	Bikaner	Bikaner (Loose)	5900	6000	-100
		Bikaner (Delivery)	6195	6300	-105
		Nokha(Loose)	5850	5800	50
		Nokha (Delivery)	6143	6090	53

		Khajuwala (Loose)	5750	5800	-50
		Khajuwala (Delivery)	6038	6090	-53
		Lunkaransar (Loose)	5800	5900	-100
	Hanumangarh	Hanumangarh (Loose)	5600	5900	-300
		Hanumangarh (Delivery)	5880	6195	-315
		Nohar (Loose)	NA	NA	-
		Pilibanga (Loose)	5825	NA	-
	Nagaur	Nagaur (Loose)	5900	5900	Unch
	Churu	Churu (Delivery)	6100	6100	Unch
	Alwar	Alwar (Loose)	5700	5700	Unch
Haryana	Hisar	Adampur (Loose)	Closed	6100	-
		Adampur (Delivery)	Closed	6405	-
	Bhiwani	Bhiwani (Delivery)	6000	6000	Unch
		Siwani (Loose)	5900	5900	Unch
	Sirsa	Sirsa (Loose)	5800	5600	200
		Dhabwali (Loose)	5650	5750	-100
		Dhabwali (Delivery)	5933	6038	-105
		Ellanabad (Loose)	NA	NA	-
	Fatehabad	Fatehabad (Loose)	5700	5700	Unch
Gujarat	Banaskantha	Deesa (Loose)	NA	5855	-
	Patan	Patan (Loose)	5850	5660	190
	Rajkot	Rajkot (Loose)	5850	5905	-55
	Jamnagar	Dhrol (Loose)	NA	NA	-
Madhya Pradesh	Gwalior	Dabra (Loose)	0	NA	-
Guar Gum					
Rajasthan	Jodhpur	Jodhpur	12200	12100	100
	Alwar	Alwar	12500	12500	Unch
	Hanumangarh	Nohar	NA	NA	-
Haryana	Bhiwani	Bhiwani	12200	12200	Unch
	Sirsa	Sirsa	12300	12500	-200
		Dhabwali	12300	12400	-100
		Ellanabad	NA	NA	-
	Fatehabad	Fatehabad	12400	12500	-100

Guar Seed Arrivals in Key Centers					
Commodity	District	Centre	Arrivals (Quintals)		Change
Guar Seed			25-Nov-22	24-Nov-22	
Rajasthan	Jodhpur	Jodhpur	50	20	30
	Sri-Ganganagar	Sri-Ganganagar	300	400	-100

		Rawla	300	400	-100
		Gharsana	500	600	-100
		Raisinghnagar	200	300	-100
	Bikaner	Bikaner	1000	500	500
		Nokha	2000	2300	-300
		Khajuwala	2500	2500	Unch
		Lunkaransar	700	1200	-500
	Hanumangarh	Hanumangarh	100	80	20
		Nohar	NA	NA	-
		Pilibanga	150	NA	-
	Nagaur	Nagaur	1000	1200	-200
	Churu	Churu	1000	1000	Unch
	Alwar	Alwar	NA	NA	-
Haryana	Hisar	Adampur	Closed	1200	-
	Bhiwani	Bhiwani	350	350	Unch
		Siwani	40	50	-10
	Sirsa	Sirsa	200	400	-200
		Dhabwali	160	NA	-
		Ellanabad	NA	NA	-
	Fatehabad	Fatehabad	50	50	Unch
Gujarat	Banaskantha	Deesa	NA	41	-
	Patan	Patan	20	35	-15
	Rajkot	Rajkot	200	300	-100
	Jamnagar	Dhrol	NA	NA	-
Madhya Pradesh	Gwalior	Dabra	0	NA	-
Total Arrivals/Above Markets			10820	12926	-2106

Disclaimer

The information and opinions contained in the document have been compiled from sources believed to be reliable. The company does not warrant its accuracy, completeness and correctness. Use of data and information contained in this report is at your own risk. This document is not, and should not be construed as, an offer to sell or solicitation to buy any commodities. This document may not be reproduced, distributed or published, in whole or in part, by any recipient hereof for any purpose without prior permission from the Company. IASL and its affiliates and/or their officers, directors and employees may have positions in any commodities mentioned in this document (or in any related investment) and may from time to time add to or dispose of any such commodities (or investment). Please see the detailed disclaimer at <http://www.agriwatch.com/Disclaimer.asp> © 2022 Indian Agribusiness Systems Limited