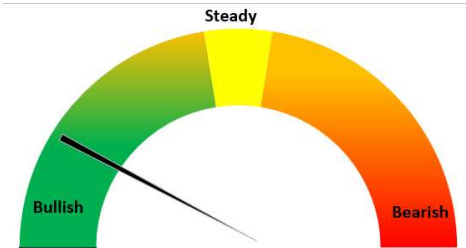


### Today's Update

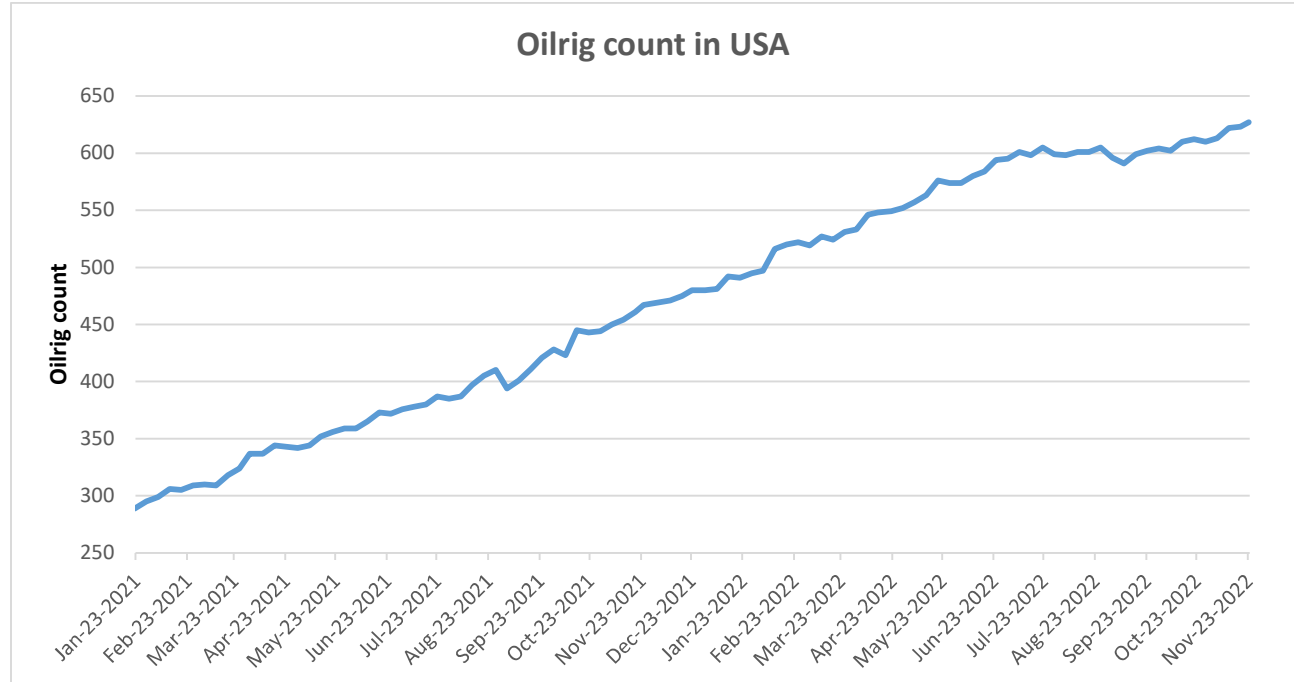
Today, Guar seed Jodhpur delivery prices went down by 1.7% at INR 5,985/Qtl as compared to INR 6,090/Qtl. previous day. In other cash markets, Guar seed traded with mixed sentiments. In Rajasthan, arrivals recorded at 11,186 qtl. Vs 8,711 qtl. previous day. In Haryana, arrivals recorded at 1,950 qtl. Vs 1,538 qtl. previous day. Jodhpur Guar seed delivery prices are expected to trade in the range of Rs. 5,500-6,500/Qtl. in near term amid new crop arrivals.






Month till date, Guar seed prices went up by 28% at Rs. 5,985/qtl. as compared to previous month closing at Rs. 4,673/qtl., however, this week prices have declined by 2% due to profit booking. and guar gum prices went up by 33% at Rs. 12,200/qtl. as compared to Rs. 9,200/qtl. previous month remained steady this week. Farmers are reluctant to offload their stocks in anticipation of better prices in future, resulting into shrink in arrivals and rising prices and currently guar seed prices are hovering near 4 months high while guar gum prices are at 5 months high.

### Oilrig

As on 23rd Nov '2022, as per data released by Baker Hughes, the number of oilrigs in USA increased by 4 from 623 in the previous week to 627 this week.






### WTI Crude Oil


















| WTI Crude oil 28th Nov'22 | % Change   |
|---------------------------|--|
| 28th Nov'22               | -2.50%   |
| 1 Week                    | -4.50%   |
| Month till date           | -14.72%  |

### Guar Split Exports







India's Guar split exports increased in the month of October '2022 by 2% to 3,800 MT as compared to 3,720 MT previous month. However, the Guar split shipments up by 47% in October '22 compared to the same period last year. Out of the total exports, around 3,120 MT (82.11%) bought by China, 420 MT (11.05%) bought by USA and 260 MT (6.84%) bought by Russia.

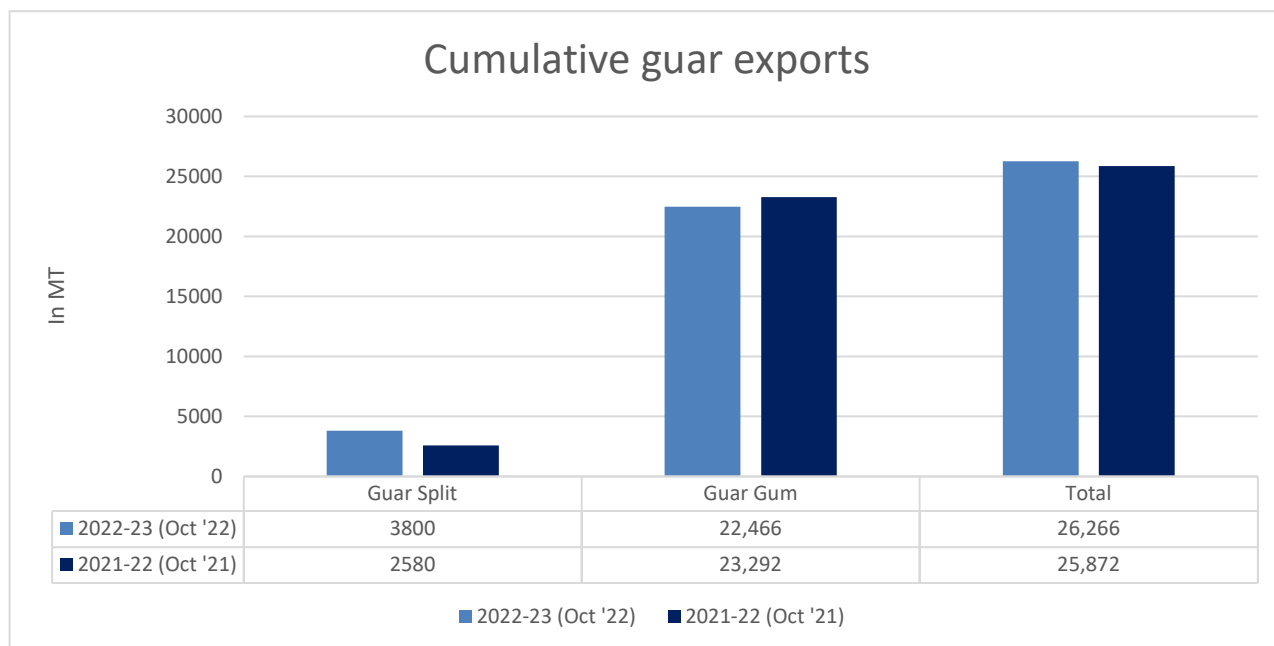
| Country     | Guar Split exported in Oct '22 (MT)   | % Share |
|-------------|---|---------|
| CHINA       | 3120  | 82.11%  |
| USA         | 420    | 11.05%  |
| RUSSIA      | 260    | 6.84%   |
| Grand Total | 3800  | 100%    |

**Guar Gum Exports:** India's Guar gum exports decreased in the month of October '2022 by 0.16% to 22,466 MT compared to 22,503 MT during previous month. The gum shipments were also down by 4% in October 2022 compared to the same period last year. Out of the total exported quantity, around 7008 MT (31.19%) was bought by the US, Russia bought 4,404 MT (19.60%), Germany 2,794 MT (12.43%), China 1,610 MT (7.17%) and Canada 1,483 MT (6.60%). We expect Guar gum export in Nov '22 around 22,000-25,000 tonnes.

| Countries      | Guar gum exported in Oct '22( MT)   | Guar gum export (% Share) |
|----------------|---|---------------------------|
| USA            | 7008    | 31.19%                    |
| RUSSIA         | 4404  | 19.60%                    |
| GERMANY        | 2794   | 12.43%                    |
| CHINA          | 1610   | 7.17%                     |
| CANADA         | 1483   | 6.60%                     |
| AUSTRALIA      | 568    | 2.53%                     |
| ITALY          | 460    | 2.05%                     |
| UNITED KINGDOM | 426    | 1.90%                     |
| BRAZIL         | 346    | 1.54%                     |
| TURKEY         | 264    | 1.17%                     |
| THAILAND       | 216    | 0.96%                     |
| NETHERLANDS    | 209    | 0.93%                     |
| JAPAN          | 207    | 0.92%                     |
| POLAND         | 204    | 0.91%                     |
| EGYPT          | 201    | 0.89%                     |
| SOUTH KOREA    | 173    | 0.77%                     |
| OTHERS         | 1894   | 8.43%                     |
| TOTAL          | 22,466  | 100%                      |

**Total Cumulative Guar exports** Oct '22 recorded up by 2% to 0.26 Lakh tonnes as compared to 0.25 Lakh tonnes previous year same period.

| Attributes | 2022-23 (Oct '22)   | 2021-22 (Oct '21)   | % Change |
|------------|---|---|----------|
| Guar Split | 3800     | 2580    | 47%      |
| Guar Gum   | 22,466  | 23,292  | -4%      |
| Total      | 26,266  | 25,872  | 2%       |


**NCDEX Futures Market**
**NCDEX-FUTURES MARKET – Guar Seed**

| Contract | % chg | Open  | High  | Low   | Close | Volume | Change | OI    | Change |
|----------|-------|-------|-------|-------|-------|--------|--------|-------|--------|
| Dec-22   | 0.63  | 5,827 | 5,870 | 5,680 | 5,864 | 36,945 | 2345   | 42885 | -3680  |
| Jan-23   | 0.51  | 5,906 | 5,949 | 5,770 | 5,936 | 14,995 | 4405   | 20795 | 2510   |

**NCDEX-FUTURES MARKET- Guar Gum**

| Contract | % chg | Open  | High  | Low   | Close | Volume | Change | OI    | Change |
|----------|-------|-------|-------|-------|-------|--------|--------|-------|--------|
| Dec-22   | +1.15 | 12123 | 12269 | 11820 | 12262 | 16450  | 885    | 25875 | -5640  |
| Jan-23   | +1.17 | 12255 | 12400 | 11963 | 12398 | 11775  | 3610   | 21900 | 5900   |



| Guar seed Stock Position: |           |            |           |
|---------------------------|-----------|------------|-----------|
| Stocks                    | Demat     | In-Process | Total     |
|                           | 26-Nov-22 | 26-Nov-22  | 26-Nov-22 |
| Bikaner                   | 16137     | 70         | 16207     |
| Deesa                     | 10        | 0          | 10        |
| Sri Ganganagar            | 565       | 0          | 565       |
| Jodhpur                   | 741       | 50         | 791       |
| Nokha                     | 0         | 0          | 0         |

| Guar Gum Stock Position: |           |            |           |
|--------------------------|-----------|------------|-----------|
| Stocks                   | Demat     | In-Process | Total     |
|                          | 26-Nov-22 | 26-Nov-22  | 26-Nov-22 |
| Deesa                    | 0         | 20         | 20        |
| Bikaner                  | 3164      | 80         | 3244      |
| Jodhpur                  | 9588      | 804        | 10392     |
| Nokha                    | 1233      | 140        | 1373      |
| Sri Ganganagar           | 155       | 0          | 155       |

| Churi and Korma Prices: |         | 28-Nov-22   |
|-------------------------|---------|-------------|
| Commodity               | Centre  | Rs. /75 kg. |
| Churi                   | Jodhpur | 2200        |
| Korma                   | Jodhpur | 3075        |



| Guar seed EDD:        |           |           |           |           |           |
|-----------------------|-----------|-----------|-----------|-----------|-----------|
|                       | 10-Dec-22 | 10-Jan-23 | 10-Feb-23 | 10-Mar-23 | 10-Apr-23 |
| <b>Bikaner</b>        | 2656      | 4707      | 1395      | 199       | 190       |
| <b>Deesa</b>          | 10        | -         | -         | -         | -         |
| <b>Sri Ganganagar</b> | -         | 60        | -         | -         | -         |
| <b>Jodhpur</b>        | 30        | -         | -         | -         | -         |
| <b>Nokha</b>          | -         | -         | -         | -         | -         |

| Guar Gum EDD:         |           |           |           |           |           |
|-----------------------|-----------|-----------|-----------|-----------|-----------|
|                       | 10-Dec-22 | 10-Jan-23 | 10-Feb-23 | 10-Mar-23 | 10-Apr-23 |
| <b>Deesa</b>          | -         | -         | -         | -         | -         |
| <b>Bikaner</b>        | -         | 638       | 448       | 189       | 228       |
| <b>Jodhpur</b>        | 144       | 2147      | 850       | 69        | 139       |
| <b>Nokha</b>          | 55        | 245       | 65        | 40        | 20        |
| <b>Sri Ganganagar</b> | -         | 20        | 115       | -         | -         |

| Guar Seed Prices at Key Spot Markets: |                |                           |                 |           |        |
|---------------------------------------|----------------|---------------------------|-----------------|-----------|--------|
| Commodity                             | District       | Centre                    | Prices (Rs/Qtl) |           | Change |
| Guar Seed                             |                |                           | 28-Nov-22       | 26-Nov-22 |        |
| Rajasthan                             | Jodhpur        | Jodhpur (Loose)           | 5700            | 5800      | -100   |
|                                       |                | Jodhpur (Delivery)        | 5985            | 6090      | -105   |
|                                       | Sri-Ganganagar | Sri-Ganganagar (Loose)    | 5650            | 5650      | Unch   |
|                                       |                | Sri-Ganganagar (Delivery) | 5800            | 5800      | Unch   |
|                                       |                | Rawla (Loose)             | 6050            | 6150      | -100   |
|                                       |                | Gharsana (Loose)          | 5990            | 6055      | -65    |
|                                       |                | Raisinghnagar (Loose)     | 5750            | 5900      | -150   |
|                                       | Bikaner        | Bikaner (Loose)           | 5600            | 5900      | -300   |
|                                       |                | Bikaner (Delivery)        | 5880            | 6195      | -315   |
|                                       |                | Nokha (Loose)             | 5550            | 5800      | -250   |
|                                       |                | Nokha (Delivery)          | 5828            | 6090      | -263   |

|                |             |                        |       |       |      |
|----------------|-------------|------------------------|-------|-------|------|
|                |             | Khajuwala (Loose)      | 5650  | 5750  | -100 |
|                |             | Khajuwala (Delivery)   | 5933  | 6038  | -105 |
|                |             | Lunkaransar (Loose)    | 5650  | 5900  | -250 |
|                | Hanumangarh | Hanumangarh (Loose)    | 5500  | 5750  | -250 |
|                |             | Hanumangarh (Delivery) | 5775  | 6038  | -263 |
|                |             | Nohar (Loose)          | NA    | NA    | -    |
|                |             | Pilibanga (Loose)      | NA    | 5811  | -    |
|                | Nagaur      | Nagaur (Loose)         | 5700  | 5900  | -200 |
|                | Churu       | Churu (Delivery)       | 5800  | 5900  | -100 |
|                | Alwar       | Alwar (Loose)          | 5600  | 5600  | Unch |
| Haryana        | Hisar       | Adampur (Loose)        | 5700  | 5800  | -100 |
|                |             | Adampur (Delivery)     | 5985  | 6090  | -105 |
|                | Bhiwani     | Bhiwani (Delivery)     | 6000  | 6000  | Unch |
|                |             | Siwani (Loose)         | 5750  | 5840  | -90  |
|                | Sirsa       | Sirsa (Loose)          | 5600  | 5700  | -100 |
|                |             | Dhabwali (Loose)       | NA    | 5650  | -    |
|                |             | Dhabwali (Delivery)    | NA    | 5933  | -    |
|                |             | Ellanabad (Loose)      | NA    | NA    | -    |
|                | Fatehabad   | Fatehabad (Loose)      | 5400  | 5700  | -300 |
|                |             |                        |       |       |      |
| Gujarat        | Banaskantha | Deesa (Loose)          | 5610  | NA    | -    |
|                | Patan       | Patan (Loose)          | 5510  | NA    | -    |
|                | Rajkot      | Rajkot (Loose)         | 5640  | 5750  | -110 |
|                | Jamnagar    | Dhrol (Loose)          | NA    | NA    | -    |
| Madhya Pradesh | Gwalior     | Dabra (Loose)          | NA    | NA    | -    |
| Guar Gum       |             |                        |       |       |      |
| Rajasthan      | Jodhpur     | Jodhpur                | 12200 | 12200 | Unch |
|                | Alwar       | Alwar                  | 12200 | 12500 | -300 |
|                | Hanumangarh | Nohar                  | NA    | NA    | -    |
| Haryana        | Bhiwani     | Bhiwani                | 12200 | 12300 | -100 |
|                | Sirsa       | Sirsa                  | 12100 | 12300 | -200 |
|                |             | Dhabwali               | NA    | 12300 | -    |
|                |             | Ellanabad              | NA    | NA    | -    |
|                | Fatehabad   | Fatehabad              | 12300 | 12400 | -100 |

| Guar Seed Arrivals in Key Centers |                |                |                     |           |        |
|-----------------------------------|----------------|----------------|---------------------|-----------|--------|
| Commodity                         | District       | Centre         | Arrivals (Quintals) |           | Change |
| Guar Seed                         |                |                | 28-Nov-22           | 26-Nov-22 |        |
| Rajasthan                         | Jodhpur        | Jodhpur        | 100                 | 51        | 49     |
|                                   | Sri-Ganganagar | Sri-Ganganagar | 250                 | 300       | -50    |

|                              |             |               |       |       |      |
|------------------------------|-------------|---------------|-------|-------|------|
|                              |             | Rawla         | 100   | 200   | -100 |
|                              |             | Gharsana      | 636   | 970   | -334 |
|                              |             | Raisinghnagar | 200   | 300   | -100 |
|                              | Bikaner     | Bikaner       | 2000  | 800   | 1200 |
|                              |             | Nokha         | 2500  | 2000  | 500  |
|                              |             | Khajuwala     | 2500  | 1800  | 700  |
|                              |             | Lunkaransar   | 1000  | 600   | 400  |
|                              | Hanumangarh | Hanumangarh   | 100   | 70    | 30   |
|                              |             | Nohar         | NA    | NA    | -    |
|                              |             | Pilibanga     | NA    | 120   | -    |
|                              | Nagaur      | Nagaur        | 1300  | 1000  | 300  |
|                              | Churu       | Churu         | 500   | 500   | Unch |
|                              | Alwar       | Alwar         | NA    | NA    | -    |
| Haryana                      | Hisar       | Adampur       | 1200  | 1000  | 200  |
|                              | Bhiwani     | Bhiwani       | 300   | 100   | 200  |
|                              |             | Siwani        | NA    | 50    | -    |
|                              | Sirsa       | Sirsa         | 400   | 200   | 200  |
|                              |             | Dhabwali      | NA    | 138   | -    |
|                              |             | Ellanabad     | NA    | NA    | -    |
|                              | Fatehabad   | Fatehabad     | 50    | 50    | Unch |
| Gujarat                      | Banaskantha | Deesa         | 15    | NA    | -    |
|                              | Patan       | Patan         | 10    | NA    | -    |
|                              | Rajkot      | Rajkot        | 450   | 250   | 200  |
|                              | Jamnagar    | Dhrol         | NA    | NA    | -    |
| Madhya Pradesh               | Gwalior     | Dabra         | NA    | NA    | -    |
| Total Arrivals/Above Markets |             |               | 13611 | 10499 | 3112 |

**Disclaimer**

The information and opinions contained in the document have been compiled from sources believed to be reliable. The company does not warrant its accuracy, completeness and correctness. Use of data and information contained in this report is at your own risk. This document is not, and should not be construed as, an offer to sell or solicitation to buy any commodities. This document may not be reproduced, distributed or published, in whole or in part, by any recipient hereof for any purpose without prior permission from the Company. IASL and its affiliates and/or their officers, directors and employees may have positions in any commodities mentioned in this document (or in any related investment) and may from time to time add to or dispose of any such commodities (or investment). Please see the detailed disclaimer at <http://www.agriwatch.com/Disclaimer.asp> © 2022 Indian Agribusiness Systems Limited