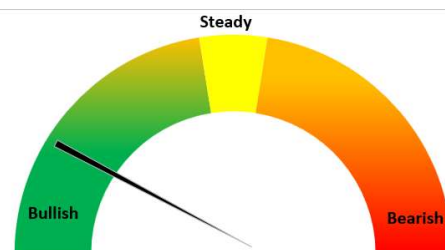


Today's Update

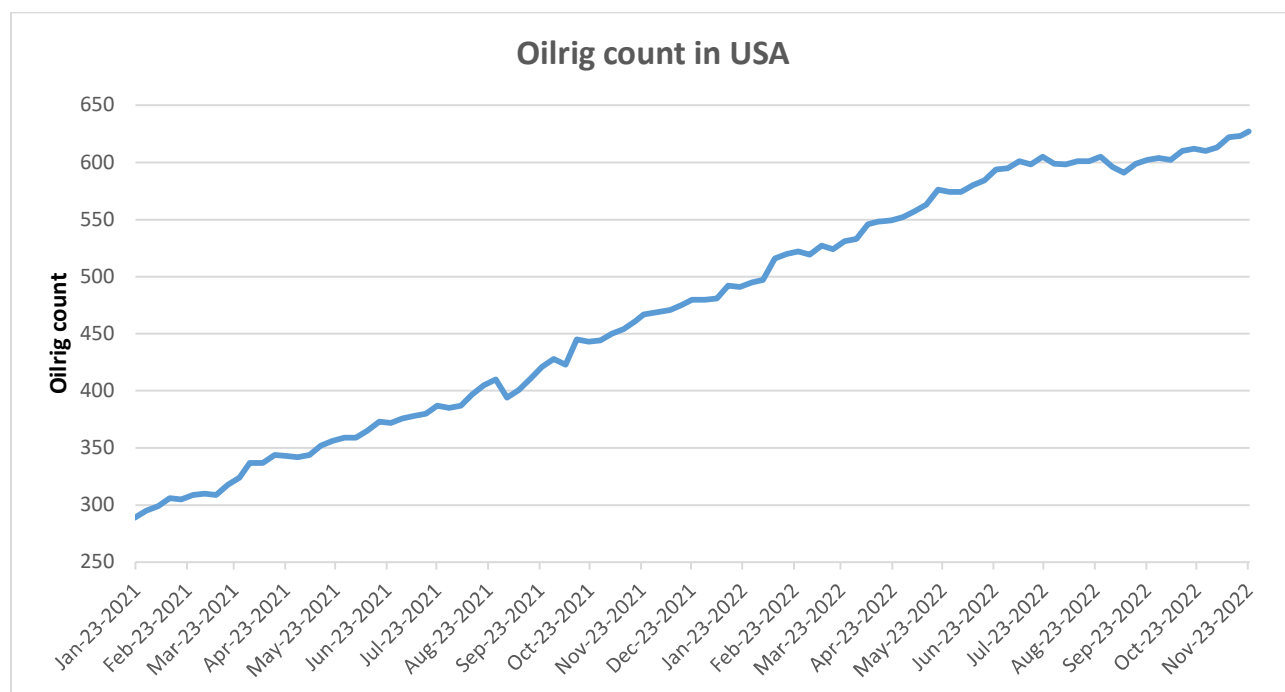
Today, Guar seed Jodhpur delivery prices surged by 7.9% at INR 6,458/Qtl as compared to INR 5,985/Qtl. previous day. In other cash markets too, Guar seed traded with firm sentiments. In Rajasthan, arrivals recorded at 10,840 qtl. Vs 11,186 qtl. previous day. In Haryana, arrivals recorded at 2,150 qtl. Vs 1,950 qtl. previous day. Jodhpur Guar seed delivery prices are expected to trade in the range of Rs. 6,000-6,700/Qtl. in near term amid shrinking arrivals and good demand.



Month till date, Guar seed prices went up by 38% at Rs. 6,458/qtl. as compared to previous month closing at Rs. 4,673/qtl., this week seed prices went up by 6% due to shrink in arrivals and guar gum prices went up by 41% at Rs. 13,000/qtl. as compared to Rs. 9,200/qtl. previous month, while this week gum prices went up by 7%. Farmers are reluctant to offload their stocks in anticipation of better prices in future, resulting into shrink in arrivals.

Oilrig

As on 23rd Nov '2022, as per data released by Baker Hughes, the number of oilrigs in USA increased by 4 from 623 in the previous week to 627 this week.



WTI Crude Oil

WTI Crude oil 29th Nov'22	% Change
29th Nov'22	3.53%
1 Week	-0.56%
Month till date	-8.48%

Guar Split Exports

India's Guar split exports increased in the month of October '2022 by 2% to 3,800 MT as compared to 3,720 MT previous month. However, the Guar split shipments up by 47% in October '22 compared to the same period last year. Out of the total exports, around 3,120 MT (82.11%) bought by China, 420 MT (11.05%) bought by USA and 260 MT (6.84%) bought by Russia.

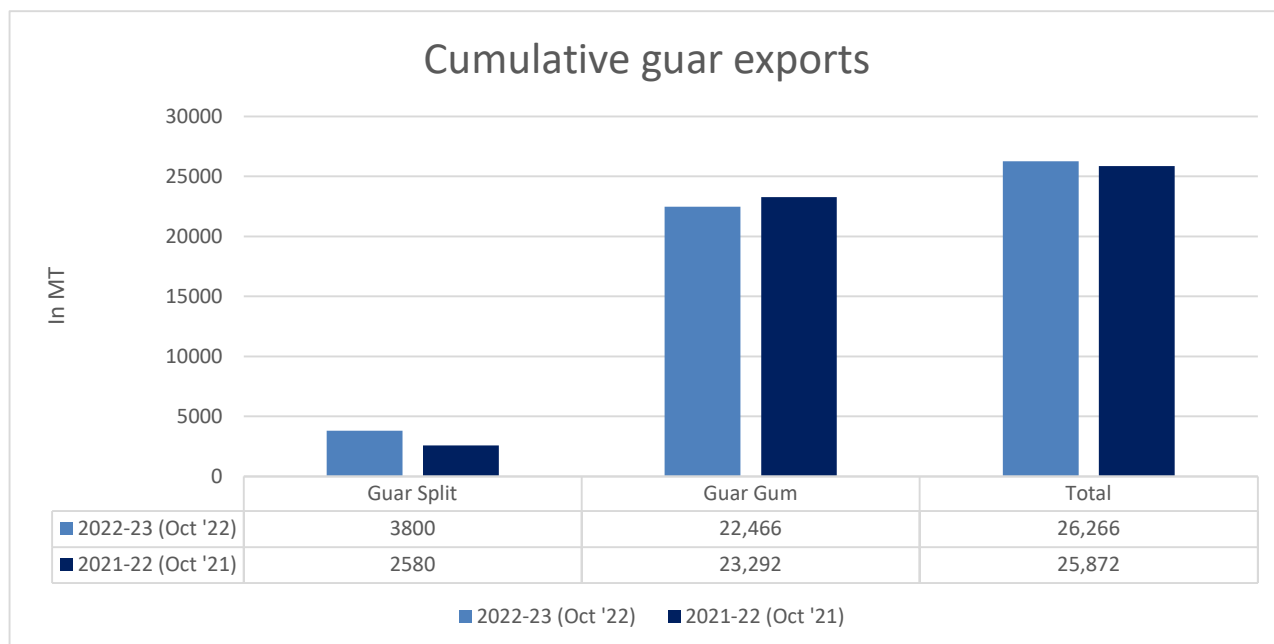
Country	Guar Split exported in Oct '22 (MT)	% Share
CHINA	3120	82.11%
USA	420	11.05%
RUSSIA	260	6.84%
Grand Total	3800	100%

Guar Gum Exports: India's Guar gum exports decreased in the month of October '2022 by 0.16% to 22,466 MT compared to 22,503 MT during previous month. The gum shipments were also down by 4% in October 2022 compared to the same period last year. Out of the total exported quantity, around 7008 MT (31.19%) was bought by the US, Russia bought 4,404 MT (19.60%), Germany 2,794 MT (12.43%), China 1,610 MT (7.17%) and Canada 1,483 MT (6.60%). We expect Guar gum export in Nov '22 around 22,000-25,000 tonnes.

Countries	Guar gum exported in Oct '22(MT)	Guar gum export (% Share)
USA	7008	31.19%
RUSSIA	4404	19.60%
GERMANY	2794	12.43%
CHINA	1610	7.17%
CANADA	1483	6.60%
AUSTRALIA	568	2.53%
ITALY	460	2.05%
UNITED KINGDOM	426	1.90%
BRAZIL	346	1.54%
TURKEY	264	1.17%
THAILAND	216	0.96%
NETHERLANDS	209	0.93%
JAPAN	207	0.92%
POLAND	204	0.91%
EGYPT	201	0.89%
SOUTH KOREA	173	0.77%
OTHERS	1894	8.43%
TOTAL	22,466	100%

Total Cumulative Guar exports
 Oct '22 recorded up by 2% to 0.26 Lakh tonnes as compared to 0.25 Lakh tonnes previous year same period.

Attributes	2022-23 (Oct '22)	2021-22 (Oct '21)	% Change
Guar Split	3800	2580	47%
Guar Gum	22,466	23,292	-4%
Total	26,266	25,872	2%


NCDEX Futures Market
NCDEX-FUTURES MARKET – Guar Seed

Contract	% chg	Open	High	Low	Close	Volume	Change	OI	Change
Dec-22	+5.99	5,894	6,158	5,828	6,158	41,180	4235	38690	-4195
Jan-23	+5.99	5,975	6,246	5,895	6,246	24,375	9380	25700	4905

NCDEX-FUTURES MARKET- Guar Gum

Contract	% chg	Open	High	Low	Close	Volume	Change	OI	Change
Dec-22	+5.99	12250	12860	12250	12860	16775	325	21555	-4320
Jan-23	+6.00	12273	13009	12410	13009	14455	2680	27365	5465



Guar seed Stock Position:			
Stocks	Demat	In-Process	Total
	28-Nov-22	28-Nov-22	28-Nov-22
Bikaner	16208	10	16218
Deesa	10	0	10
Sri Ganganagar	565	20	585
Jodhpur	751	40	791
Nokha	-	-	-

Guar Gum Stock Position:			
Stocks	Demat	In-Process	Total
	28-Nov-22	28-Nov-22	28-Nov-22
Deesa	0	20	20
Bikaner	3203	50	3253
Jodhpur	9653	1043	10696
Nokha	1213	100	1313
Sri Ganganagar	155	0	155

Churi and Korma Prices:		29-Nov-22
Commodity	Centre	Rs. /75 kg.
Churi	Jodhpur	2200
Korma	Jodhpur	3075

Guar seed EDD:					
	10-Dec-22	10-Jan-23	10-Feb-23	10-Mar-23	10-Apr-23
Bikaner	2656	4508	1395	199	190
Deesa	10	-	-	-	-
Sri Ganganagar	-	60	-	-	-
Jodhpur	-	-	-	-	-
Nokha	-	-	-	-	-

Guar Gum EDD:					
	10-Dec-22	10-Jan-23	10-Feb-23	10-Mar-23	10-Apr-23
Deesa	-	-	-	-	-
Bikaner	-	598	448	189	228
Jodhpur	60	2009	850	69	139
Nokha	-	210	65	40	20
Sri Ganganagar	-	20	115	-	-

Guar Seed Prices at Key Spot Markets:					
Commodity	District	Centre	Prices (Rs/Qtl)		Change
Guar Seed			29-Nov-22	28-Nov-22	
Rajasthan	Jodhpur	Jodhpur (Loose)	6150	5700	450
		Jodhpur (Delivery)	6458	5985	473
	Sri-Ganganagar	Sri-Ganganagar (Loose)	5650	5650	Unch
		Sri-Ganganagar (Delivery)	5800	5800	Unch
		Rawla (Loose)	-	6050	-
		Gharsana (Loose)	-	5990	-
		Raisinghnagar (Loose)	5950	5750	200
	Bikaner	Bikaner (Loose)	5900	5600	300
		Bikaner (Delivery)	6195	5880	315
		Nokha(Loose)	6000	5550	450
		Nokha (Delivery)	6300	5828	473

		Khajuwala (Loose)	6000	5650	350
		Khajuwala (Delivery)	6300	5933	368
		Lunkaransar (Loose)	5850	5650	200
	Hanumangarh	Hanumangarh (Loose)	6000	5500	500
		Hanumangarh (Delivery)	6300	5775	525
		Nohar (Loose)	NA	NA	-
		Pilibanga (Loose)	NA	NA	-
	Nagaur	Nagaur (Loose)	5850	5700	150
	Churu	Churu (Delivery)	6250	5800	450
	Alwar	Alwar (Loose)	6000	5600	400
Haryana	Hisar	Adampur (Loose)	5850	5700	150
		Adampur (Delivery)	6143	5985	158
	Bhiwani	Bhiwani (Delivery)	6000	6000	Unch
		Siwani (Loose)	6150	5750	400
	Sirsa	Sirsa (Loose)	5800	5600	200
		Dhabwali (Loose)	5800	5500	300
		Dhabwali (Delivery)	6090	5775	315
		Ellanabad (Loose)	NA	NA	-
	Fatehabad	Fatehabad (Loose)	5700	5400	300
Gujarat	Banaskantha	Deesa (Loose)	NA	5610	-
	Patan	Patan (Loose)	5925	5510	415
	Rajkot	Rajkot (Loose)	5900	5640	260
	Jamnagar	Dhrol (Loose)	NA	NA	-
Madhya Pradesh	Gwalior	Dabra (Loose)	NA	NA	-
Guar Gum					
Rajasthan	Jodhpur	Jodhpur	13000	12200	800
	Alwar	Alwar	13000	12200	800
	Hanumangarh	Nohar	NA	NA	-
Haryana	Bhiwani	Bhiwani	12200	12200	Unch
	Sirsa	Sirsa	13000	12100	900
		Dhabwali	12300	12300	Unch
		Ellanabad	NA	NA	-
	Fatehabad	Fatehabad	12400	12300	100

Guar Seed Arrivals in Key Centers					
Commodity	District	Centre	Arrivals (Quintals)		Change
Guar Seed			29-Nov-22	28-Nov-22	
Rajasthan	Jodhpur	Jodhpur	200	100	100
	Sri-Ganganagar	Sri-Ganganagar	250	250	Unch

		Rawla	0	100	-100
		Gharsana	710	640	70
		Raisinghnagar	300	200	100
	Bikaner	Bikaner	3000	2000	1000
		Nokha	2500	2500	Unch
		Khajuwala	2000	2500	-500
		Lunkaransar	800	1000	-200
	Hanumangarh	Hanumangarh	80	100	-20
		Nohar	NA	NA	-
		Pilibanga	NA	NA	-
	Nagaur	Nagaur	500	1300	-800
	Churu	Churu	500	500	Unch
	Alwar	Alwar	NA	NA	-
Haryana	Hisar	Adampur	1000	1200	-200
	Bhiwani	Bhiwani	300	300	Unch
		Siwani	NA	NA	-
	Sirsa	Sirsa	500	400	100
		Dhabwali	300	13	287
		Ellanabad	NA	NA	-
	Fatehabad	Fatehabad	50	50	Unch
Gujarat	Banaskantha	Deesa	NA	15	-
	Patan	Patan	57	10	47
	Rajkot	Rajkot	50	450	-400
	Jamnagar	Dhrol	NA	NA	-
Madhya Pradesh	Gwalior	Dabra	NA	NA	-
Total Arrivals/Above Markets			13097	13628	-531

Disclaimer

The information and opinions contained in the document have been compiled from sources believed to be reliable. The company does not warrant its accuracy, completeness and correctness. Use of data and information contained in this report is at your own risk. This document is not, and should not be construed as, an offer to sell or solicitation to buy any commodities. This document may not be reproduced, distributed or published, in whole or in part, by any recipient hereof for any purpose without prior permission from the Company. IASL and its affiliates and/or their officers, directors and employees may have positions in any commodities mentioned in this document (or in any related investment) and may from time to time add to or dispose of any such commodities (or investment). Please see the detailed disclaimer at <http://www.agriwatch.com/Disclaimer.asp> © 2022 Indian Agribusiness Systems Limited