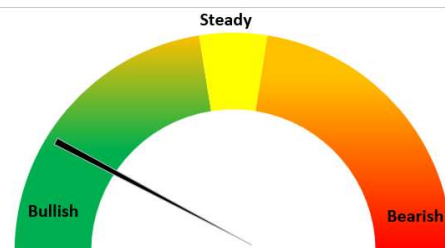


Today's Update

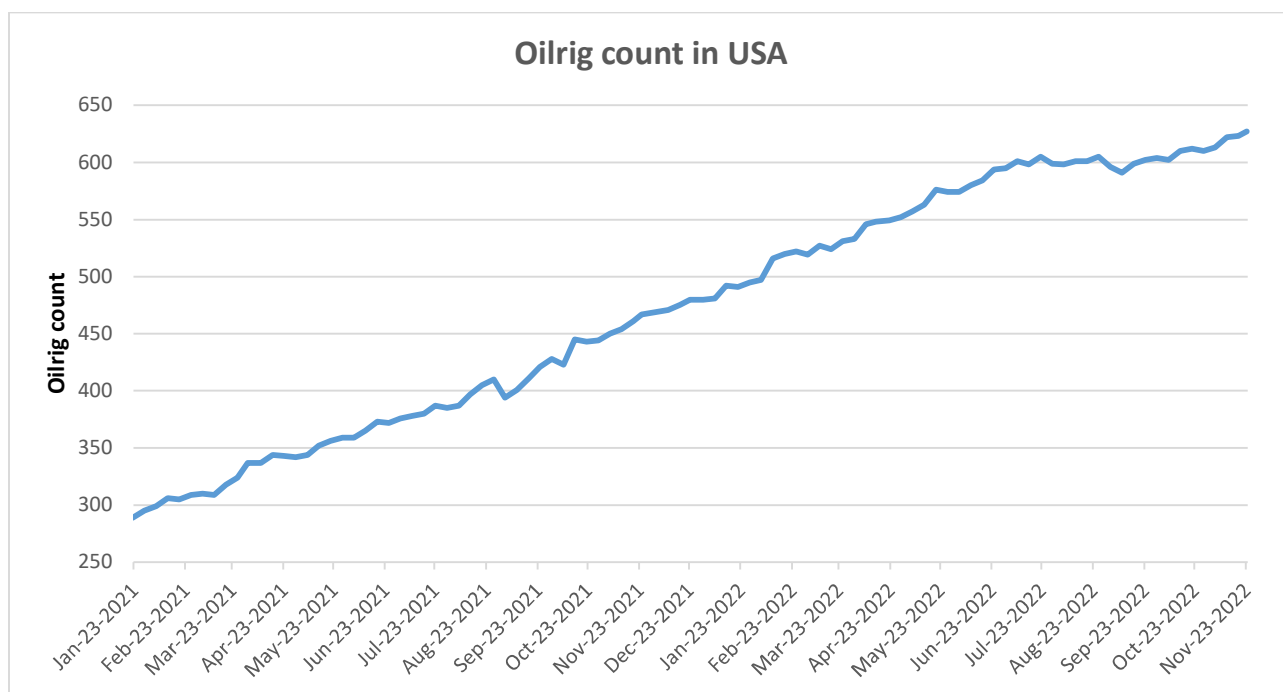
Today, Guar seed Jodhpur delivery prices went up by 0.8% at INR 6,510/Qtl as compared to INR 6,458/Qtl. previous day. In other cash markets too, Guar seed traded with firm sentiments. In Rajasthan, arrivals recorded at 11,840 qtl. Vs 10,840 qtl. previous day. In Haryana, arrivals recorded at 1,900 qtl. Vs 2,150 qtl. previous day. Jodhpur Guar seed delivery prices are expected to trade in the range of Rs. 6,000-6,700/Qtl. in near term amid shrinking arrivals and good demand.



Month till date, Guar seed prices went up by 39% at Rs. 6,510/qtl. as compared to previous month closing at Rs. 4,673/qtl., this week seed prices went up by 7% due to shrink in arrivals and guar gum prices went up by 43% at Rs. 13,200/qtl. as compared to Rs. 9,200/qtl. previous month, while this week gum prices went up by 8%. Farmers are reluctant to offload their stocks in anticipation of better prices in future, resulting into shrink in arrivals.

Oilrig

As on 23rd Nov '2022, as per data released by Baker Hughes, the number of oilrigs in USA increased by 4 from 623 in the previous week to 627 this week.



WTI Crude Oil

WTI Crude oil 29th Nov'22	% Change
29th Nov'22	3.53%
1 Week	-0.56%
Month till date	-8.48%

Guar Split Exports

India's Guar split exports increased in the month of October '2022 by 2% to 3,800 MT as compared to 3,720 MT previous month. However, the Guar split shipments up by 47% in October '22 compared to the same period last year. Out of the total exports, around 3,120 MT (82.11%) bought by China, 420 MT (11.05%) bought by USA and 260 MT (6.84%) bought by Russia.

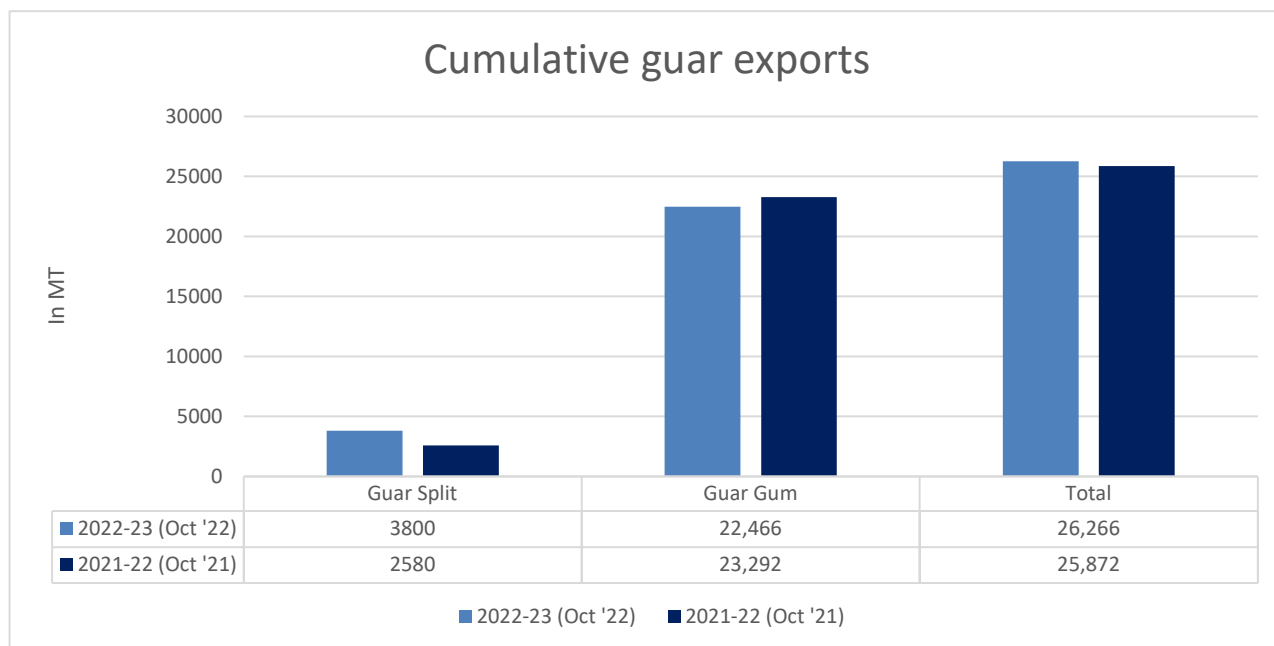
Country	Guar Split exported in Oct '22 (MT)	% Share
CHINA	3120	82.11%
USA	420	11.05%
RUSSIA	260	6.84%
Grand Total	3800	100%

Guar Gum Exports: India's Guar gum exports decreased in the month of October '2022 by 0.16% to 22,466 MT compared to 22,503 MT during previous month. The gum shipments were also down by 4% in October 2022 compared to the same period last year. Out of the total exported quantity, around 7008 MT (31.19%) was bought by the US, Russia bought 4,404 MT (19.60%), Germany 2,794 MT (12.43%), China 1,610 MT (7.17%) and Canada 1,483 MT (6.60%). We expect Guar gum export in Nov '22 around 22,000-25,000 tonnes.

Countries	Guar gum exported in Oct '22(MT)	Guar gum export (% Share)
USA	7008	31.19%
RUSSIA	4404	19.60%
GERMANY	2794	12.43%
CHINA	1610	7.17%
CANADA	1483	6.60%
AUSTRALIA	568	2.53%
ITALY	460	2.05%
UNITED KINGDOM	426	1.90%
BRAZIL	346	1.54%
TURKEY	264	1.17%
THAILAND	216	0.96%
NETHERLANDS	209	0.93%
JAPAN	207	0.92%
POLAND	204	0.91%
EGYPT	201	0.89%
SOUTH KOREA	173	0.77%
OTHERS	1894	8.43%
TOTAL	22,466	100%

Total Cumulative Guar exports
Oct '22 recorded up by 2% to 0.26 Lakh tonnes as compared to 0.25 Lakh tonnes previous year same period.

Attributes	2022-23 (Oct '22)	2021-22 (Oct '21)	% Change
Guar Split	3800	2580	47%
Guar Gum	22,466	23,292	-4%
Total	26,266	25,872	2%

**NCDEX Futures Market****NCDEX-FUTURES MARKET – Guar Seed**

Contract	% chg	Open	High	Low	Close	Volume	Change	OI	Change
Dec-22	-1.85	6,221	6,290	6,030	6,044	39,635	-1545	31605	-7085
Jan-23	-1.57	6,344	6,346	6,130	6,148	33,980	9605	33170	7470

NCDEX-FUTURES MARKET- Guar Gum

Contract	% chg	Open	High	Low	Close	Volume	Change	OI	Change
Dec-22	+0.07	13004	13248	12785	12869	20765	3990	15490	-6065
Jan-23	+0.50	13250	13390	12962	13074	22490	8035	33265	5900

Guar seed Stock Position:			
Stocks	Demat	In-Process	Total
	29-Nov-22	29-Nov-22	29-Nov-22
Bikaner	16208	50	16258
Deesa	10	0	10
Sri Ganganagar	565	20	585
Jodhpur	790	0	790
Nokha	-	-	-

Guar Gum Stock Position:			
Stocks	Demat	In-Process	Total
	29-Nov-22	29-Nov-22	29-Nov-22
Deesa	0	20	20
Bikaner	3253	0	3253
Jodhpur	10130	770	10900
Nokha	1213	120	1333
Sri Ganganagar	155	0	155

Churi and Korma Prices:		30-Nov-22
Commodity	Centre	Rs. /75 kg.
Churi	Jodhpur	2200
Korma	Jodhpur	3075



Guar seed EDD:					
	10-Dec-22	10-Jan-23	10-Feb-23	10-Mar-23	10-Apr-23
Bikaner	2656	4508	1395	199	190
Deesa	10	-	-	-	-
Sri Ganganagar	-	60	-	-	-
Jodhpur	-	-	-	-	-
Nokha	-	-	-	-	-

Guar Gum EDD:					
	10-Dec-22	10-Jan-23	10-Feb-23	10-Mar-23	10-Apr-23
Deesa	-	-	-	-	-
Bikaner	-	598	448	189	228
Jodhpur	60	2009	850	69	139
Nokha	-	210	65	40	20
Sri Ganganagar	-	20	115	-	-

Guar Seed Prices at Key Spot Markets:					
Commodity	District	Centre	Prices (Rs/Qtl)		Change
Guar Seed			30-Nov-22	29-Nov-22	
Rajasthan	Jodhpur	Jodhpur (Loose)	6200	6150	50
		Jodhpur (Delivery)	6510	6458	53
	Sri-Ganganagar	Sri-Ganganagar (Loose)	5750	5650	100
		Sri-Ganganagar (Delivery)	5900	5800	100
		Rawla (Loose)	6325	6250	75
		Gharsana (Loose)	6195	5805	390
		Raisinghnagar (Loose)	6000	5950	50
	Bikaner	Bikaner (Loose)	6000	5900	100
		Bikaner (Delivery)	6300	6195	105
		Nokha(Loose)	6000	6000	Unch
		Nokha (Delivery)	6300	6300	Unch



		Khajuwala (Loose)	6050	6000	50
		Khajuwala (Delivery)	6353	6300	53
		Lunkaransar (Loose)	6000	5850	150
	Hanumangarh	Hanumangarh (Loose)	6000	6000	Unch
		Hanumangarh (Delivery)	6300	6300	Unch
		Nohar (Loose)	NA	5730	-
		Pilibanga (Loose)	NA	6130	-
	Nagaur	Nagaur (Loose)	5850	5850	Unch
	Churu	Churu (Delivery)	6050	6250	-200
	Alwar	Alwar (Loose)	5900	6000	-100
Haryana	Hisar	Adampur (Loose)	6050	5850	200
		Adampur (Delivery)	6353	6143	210
	Bhiwani	Bhiwani (Delivery)	6225	6000	225
		Siwani (Loose)	6200	6150	50
	Sirsa	Sirsa (Loose)	5900	5800	100
		Dhabwali (Loose)	5850	5800	50
		Dhabwali (Delivery)	6143	6090	53
		Ellanabad (Loose)	NA	NA	-
	Fatehabad	Fatehabad (Loose)	5800	5700	100
Gujarat	Banaskantha	Deesa (Loose)	5805	5805	Unch
	Patan	Patan (Loose)	5805	5925	-120
	Rajkot	Rajkot (Loose)	NA	5900	-
	Jamnagar	Dhrol (Loose)	NA	NA	-
Madhya Pradesh	Gwalior	Dabra (Loose)	NA	NA	-
Guar Gum					
Rajasthan	Jodhpur	Jodhpur	13200	13000	200
	Alwar	Alwar	12900	13000	-100
	Hanumangarh	Nohar	NA	NA	-
Haryana	Bhiwani	Bhiwani	12700	12200	500
	Sirsa	Sirsa	13000	13000	Unch
		Dhabwali	12400	12300	100
		Ellanabad	NA	NA	-
	Fatehabad	Fatehabad	12800	12400	400

Guar Seed Arrivals in Key Centers					
Commodity	District	Centre	Arrivals (Quintals)		Change
Guar Seed			30-Nov-22	29-Nov-22	
Rajasthan	Jodhpur	Jodhpur	200	200	Unch
	Sri-Ganganagar	Sri-Ganganagar	200	250	-50

		Rawla	50	70	-20
		Gharsana	690	710	-20
		Raisinghnagar	250	300	-50
	Bikaner	Bikaner	3000	3000	Unch
		Nokha	2500	2500	Unch
		Khajuwala	1700	2000	-300
		Lunkaransar	1500	800	700
	Hanumangarh	Hanumangarh	100	80	20
		Nohar	NA	435	-
		Pilibanga	NA	100	-
	Nagaur	Nagaur	1150	500	650
	Churu	Churu	500	500	Unch
	Alwar	Alwar	NA	NA	-
Haryana	Hisar	Adampur	1200	1000	200
	Bhiwani	Bhiwani	150	300	-150
		Siwani	NA	NA	-
	Sirsa	Sirsa	300	500	-200
		Dhabwali	200	300	-100
		Ellanabad	NA	NA	-
	Fatehabad	Fatehabad	50	50	Unch
Gujarat	Banaskantha	Deesa	12	100	-88
	Patan	Patan	63	57	6
	Rajkot	Rajkot	NA	50	-
	Jamnagar	Dhrol	NA	NA	-
Madhya Pradesh	Gwalior	Dabra	NA	NA	-
Total Arrivals/Above Markets			13815	13802	13

Disclaimer

The information and opinions contained in the document have been compiled from sources believed to be reliable. The company does not warrant its accuracy, completeness and correctness. Use of data and information contained in this report is at your own risk. This document is not, and should not be construed as, an offer to sell or solicitation to buy any commodities. This document may not be reproduced, distributed or published, in whole or in part, by any recipient hereof for any purpose without prior permission from the Company. IASL and its affiliates and/or their officers, directors and employees may have positions in any commodities mentioned in this document (or in any related investment) and may from time to time add to or dispose of any such commodities (or investment). Please see the detailed disclaimer at <http://www.agriwatch.com/Disclaimer.asp> © 2022 Indian Agribusiness Systems Limited