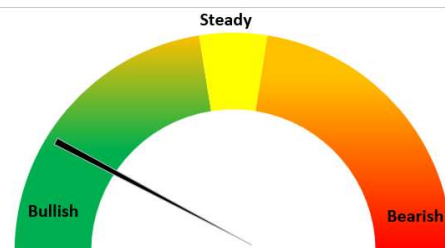


Today's Update

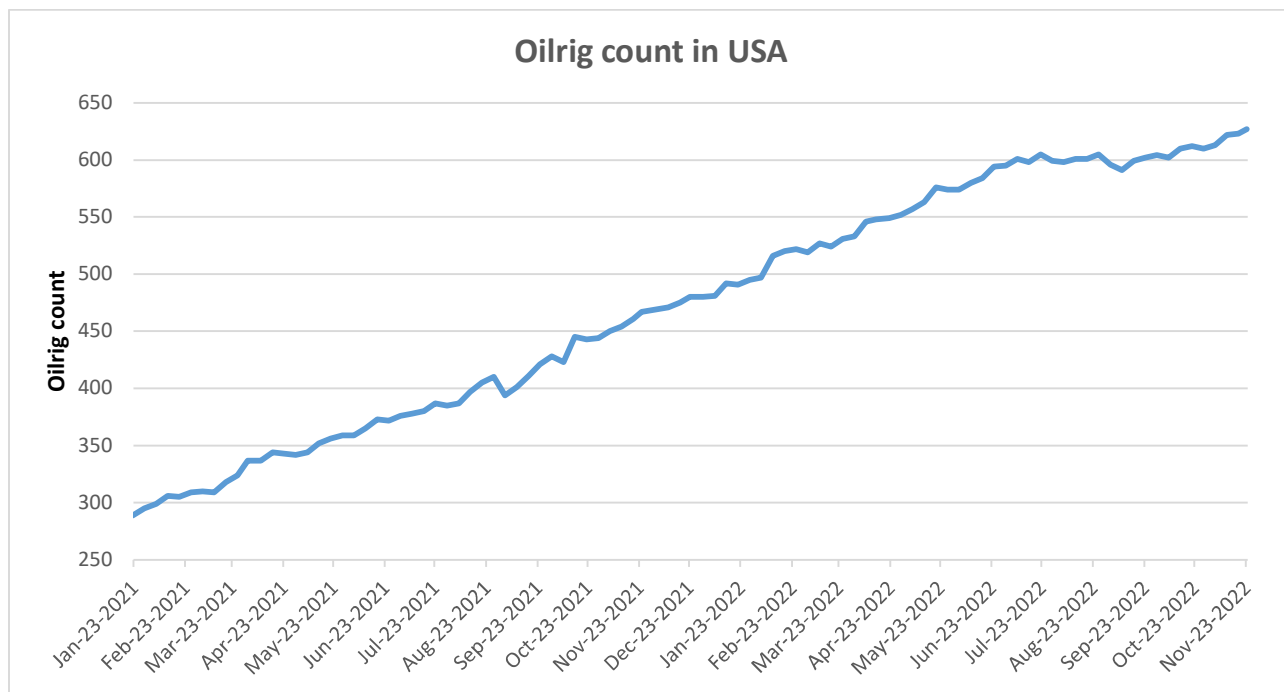
Today, Guar seed Jodhpur delivery prices slumped by 8.1% at INR 5,985/Qtl as compared to INR 6,510/Qtl. previous day. In other cash markets too, Guar seed traded with bearish sentiments. In Rajasthan, arrivals recorded at 10,450 qtl. Vs 11,840 qtl. previous day. In Haryana, arrivals recorded at 1,250 qtl. Vs 1,900 qtl. previous day. Jodhpur Guar seed delivery prices are expected to trade in the range of Rs. 6,000-6,700/Qtl. in near term amid shrinking arrivals and good demand.



Month till date, Guar seed prices went up by 28% at Rs. 5,985/qtl. as compared to previous month closing at Rs. 4,673/qtl. Guar gum prices went up by 36% at Rs. 12,500/qtl. as compared to Rs. 9,200/qtl. previous month.

Oilrig

As on 23rd Nov '2022, as per data released by Baker Hughes, the number of oilrigs in USA increased by 4 from 623 in the previous week to 627 this week.



WTI Crude Oil

WTI Crude oil 29th Nov'22	% Change
29th Nov'22	3.53%
1 Week	-0.56%
Month till date	-8.48%

Guar Split Exports

India's Guar split exports increased in the month of October '2022 by 2% to 3,800 MT as compared to 3,720 MT previous month. However, the Guar split shipments up by 47% in October '22 compared to the same period last year. Out of the total exports, around 3,120 MT (82.11%) bought by China, 420 MT (11.05%) bought by USA and 260 MT (6.84%) bought by Russia.

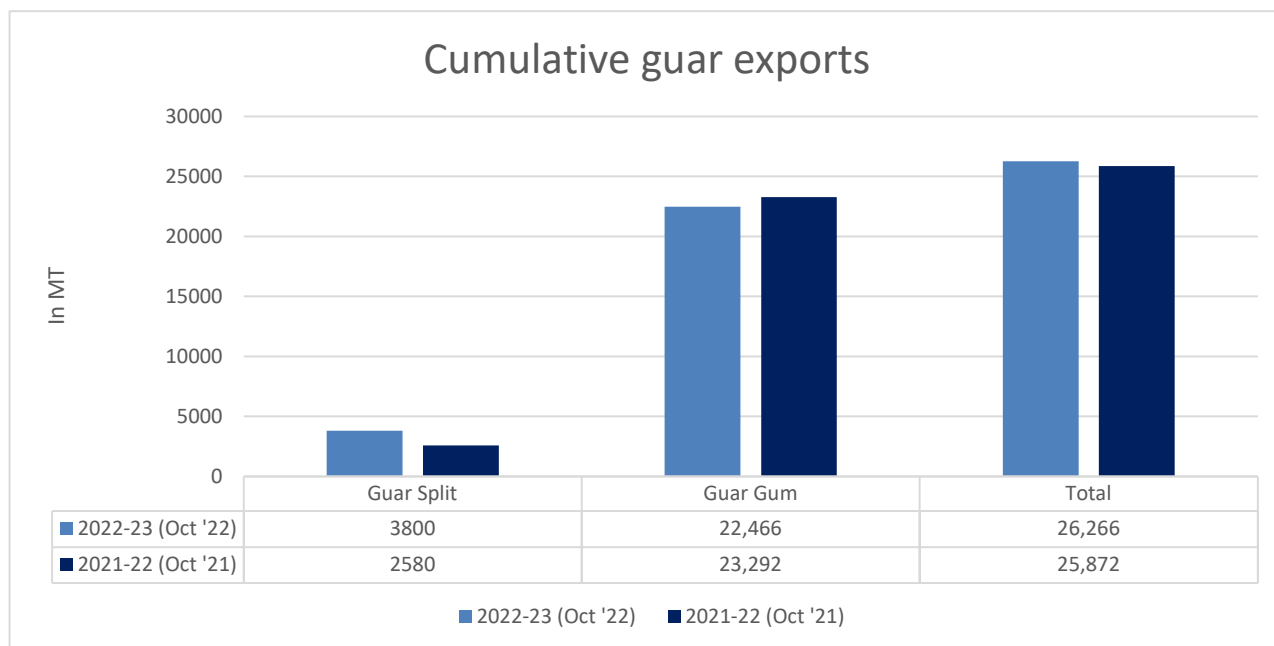
Country	Guar Split exported in Oct '22 (MT)	% Share
CHINA	3120	82.11%
USA	420	11.05%
RUSSIA	260	6.84%
Grand Total	3800	100%

Guar Gum Exports: India's Guar gum exports decreased in the month of October '2022 by 0.16% to 22,466 MT compared to 22,503 MT during previous month. The gum shipments were also down by 4% in October 2022 compared to the same period last year. Out of the total exported quantity, around 7008 MT (31.19%) was bought by the US, Russia bought 4,404 MT (19.60%), Germany 2,794 MT (12.43%), China 1,610 MT (7.17%) and Canada 1,483 MT (6.60%). We expect Guar gum export in Nov '22 around 22,000-25,000 tonnes.

Countries	Guar gum exported in Oct '22(MT)	Guar gum export (% Share)
USA	7008	31.19%
RUSSIA	4404	19.60%
GERMANY	2794	12.43%
CHINA	1610	7.17%
CANADA	1483	6.60%
AUSTRALIA	568	2.53%
ITALY	460	2.05%
UNITED KINGDOM	426	1.90%
BRAZIL	346	1.54%
TURKEY	264	1.17%
THAILAND	216	0.96%
NETHERLANDS	209	0.93%
JAPAN	207	0.92%
POLAND	204	0.91%
EGYPT	201	0.89%
SOUTH KOREA	173	0.77%
OTHERS	1894	8.43%
TOTAL	22,466	100%

Total Cumulative Guar exports
Oct '22 recorded up by 2% to 0.26 Lakh tonnes as compared to 0.25 Lakh tonnes previous year same period.

Attributes	2022-23 (Oct '22)	2021-22 (Oct '21)	% Change
Guar Split	3800	2580	47%
Guar Gum	22,466	23,292	-4%
Total	26,266	25,872	2%

**NCDEX Futures Market****NCDEX-FUTURES MARKET – Guar Seed**

Contract	% chg	Open	High	Low	Close	Volume	Change	OI	Change
Dec-22	-3.48	6,069	6,069	5,828	5,859	24,315	-15320	29565	-2040
Jan-23	-3.58	6,160	6,160	5,925	5,950	33,980	0	37335	4165

NCDEX-FUTURES MARKET- Guar Gum

Contract	% chg	Open	High	Low	Close	Volume	Change	OI	Change
Dec-22	-3.60	12930	12930	12394	12445	8890	-11875	13475	-2015
Jan-23	-3.53	13050	13073	12575	12635	16620	-5870	34235	970



Guar seed Stock Position:			
Stocks	Demat	In-Process	Total
	30-Nov-22	30-Nov-22	30-Nov-22
Bikaner	16043	100	16143
Deesa	10	0	10
Sri Ganganagar	585	0	585
Jodhpur	790	0	790
Nokha	-	-	-

Guar Gum Stock Position:			
Stocks	Demat	In-Process	Total
	30-Nov-22	30-Nov-22	30-Nov-22
Deesa	0	20	20
Bikaner	3213	0	3213
Jodhpur	10696	403	11099
Nokha	1283	80	1363
Sri Ganganagar	155	0	155

Churi and Korma Prices:		01-Dec-22
Commodity	Centre	Rs. /75 kg.
Churi	Jodhpur	2200
Korma	Jodhpur	3075



Guar seed EDD:					
	10-Dec-22	10-Jan-23	10-Feb-23	10-Mar-23	10-Apr-23
Bikaner	2492	4508	1395	199	190
Deesa	10	-	-	-	-
Sri Ganganagar	-	60	-	-	-
Jodhpur	-	-	-	-	-
Nokha	-	-	-	-	-

Guar Gum EDD:					
	10-Dec-22	10-Jan-23	10-Feb-23	10-Mar-23	10-Apr-23
Deesa	-	-	-	-	-
Bikaner	-	558	448	189	228
Jodhpur	60	2009	850	69	139
Nokha	-	210	65	40	20
Sri Ganganagar	-	20	115	-	-

Guar Seed Prices at Key Spot Markets:					
Commodity	District	Centre	Prices (Rs/Qtl)		Change
Guar Seed			1-Dec-22	30-Nov-22	
Rajasthan	Jodhpur	Jodhpur (Loose)	5700	6200	-500
		Jodhpur(Delivery)	5985	6510	-525
	Sri-Ganganagar	Sri-Ganganagar(Loose)	5775	5750	25
		Sri-Ganganagar (Delivery)	5925	5900	25
		Rawla (Loose)	6200	6325	-125
		Gharsana (Loose)	NA	6195	-
		Raisinghnagar (Loose)	5800	6000	-200
	Bikaner	Bikaner (Loose)	5775	6000	-225
		Bikaner (Delivery)	6064	6300	-236
		Nokha(Loose)	5850	6000	-150
		Nokha (Delivery)	6143	6300	-158

		Khajuwala (Loose)	5750	6050	-300
		Khajuwala (Delivery)	6038	6353	-315
		Lunkaransar (Loose)	5850	6000	-150
	Hanumangarh	Hanumangarh (Loose)	5800	6000	-200
		Hanumangarh (Delivery)	6090	6300	-210
		Nohar (Loose)	NA	NA	-
		Pilibanga (Loose)	NA	NA	-
	Nagaur	Nagaur (Loose)	5700	5850	-150
	Churu	Churu (Delivery)	5900	6050	-150
	Alwar	Alwar (Loose)	5700	5900	-200
Haryana	Hisar	Adampur (Loose)	5900	6050	-150
		Adampur (Delivery)	6195	6353	-158
	Bhiwani	Bhiwani (Delivery)	NA	6225	-
		Siwani (Loose)	5875	6200	-325
	Sirsa	Sirsa (Loose)	5700	5900	-200
		Dhabwali (Loose)	NR	5850	-
		Dhabwali (Delivery)	NA	6143	-
		Ellanabad (Loose)	NA	NA	-
	Fatehabad	Fatehabad (Loose)	5600	5800	-200
Gujarat	Banaskantha	Deesa (Loose)	5690	5805	-115
	Patan	Patan (Loose)	5685	5805	-120
	Rajkot	Rajkot (Loose)	Closed	NA	-
	Jamnagar	Dhrol (Loose)	NA	NA	-
Madhya Pradesh	Gwalior	Dabra (Loose)	-	NA	-
Guar Gum					
Rajasthan	Jodhpur	Jodhpur	12500	13200	-700
	Alwar	Alwar	12500	12900	-400
	Hanumangarh	Nohar	NA	NA	-
Haryana	Bhiwani	Bhiwani	NA	12700	-
	Sirsa	Sirsa	12500	13000	-500
		Dhabwali	NA	12400	-
		Ellanabad	NA	NA	-
	Fatehabad	Fatehabad	12700	12800	-100

Guar Seed Arrivals in Key Centers					
Commodity	District	Centre	Arrivals (Quintals)		Change
Guar Seed			1-Dec-22	30-Nov-22	
Rajasthan	Jodhpur	Jodhpur	200	200	Unch
	Sri-Ganganagar	Sri-Ganganagar	200	200	Unch

		Rawla	80	50	30
		Gharsana	NA	690	-
		Raisinghnagar	400	250	150
	Bikaner	Bikaner	1500	3000	-1500
		Nokha	2500	2500	Unch
		Khajuwala	2500	1700	800
		Lunkaransar	1000	1500	-500
	Hanumangarh	Hanumangarh	70	100	-30
		Nohar	NA	NA	-
		Pilibanga	NA	NA	-
	Nagaur	Nagaur	1500	1150	350
	Churu	Churu	500	500	Unch
	Alwar	Alwar	NA	NA	-
Haryana	Hisar	Adampur	1000	1200	-200
	Bhiwani	Bhiwani	NA	150	-
		Siwani	NA	NA	-
	Sirsa	Sirsa	200	300	-100
		Dhabwali	NA	200	-
		Ellanabad	NA	NA	-
	Fatehabad	Fatehabad	50	50	Unch
Gujarat	Banaskantha	Deesa	15	12	3
	Patan	Patan	26	63	-37
	Rajkot	Rajkot	Closed	NA	-
	Jamnagar	Dhrol	NA	NA	-
Madhya Pradesh	Gwalior	Dabra	0	NA	-
Total Arrivals/Above Markets			11741	13815	-2074

Disclaimer

The information and opinions contained in the document have been compiled from sources believed to be reliable. The company does not warrant its accuracy, completeness and correctness. Use of data and information contained in this report is at your own risk. This document is not, and should not be construed as, an offer to sell or solicitation to buy any commodities. This document may not be reproduced, distributed or published, in whole or in part, by any recipient hereof for any purpose without prior permission from the Company. IASL and its affiliates and/or their officers, directors and employees may have positions in any commodities mentioned in this document (or in any related investment) and may from time to time add to or dispose of any such commodities (or investment). Please see the detailed disclaimer at <http://www.agriwatch.com/Disclaimer.asp> © 2022 Indian Agribusiness Systems Limited