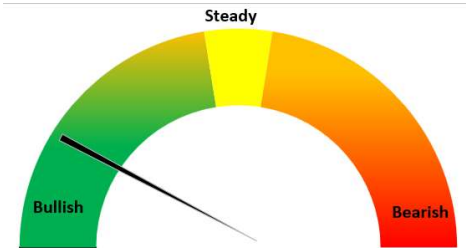


### Today's Update

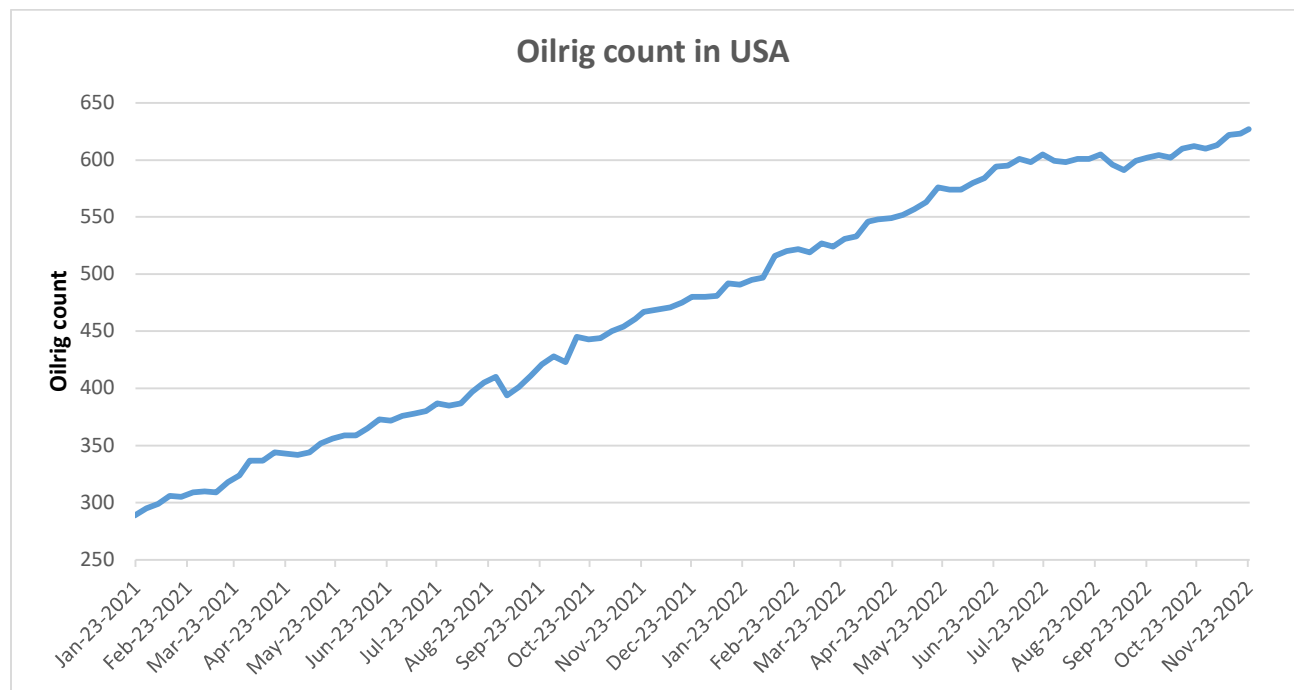
Today, Guar seed Jodhpur delivery prices remained steady at INR 5,985/Qtl as compared to previous day. In other cash markets, Guar seed traded with mixed sentiments. In Rajasthan, arrivals recorded at 8,305 qtl. Vs 10,450 qtl. previous day. In Haryana, arrivals recorded at 1,600 qtl. Vs 1,250 qtl. previous day. Jodhpur Guar seed delivery prices are expected to trade in the range of Rs. 6,000-6,700/Qtl. in near term amid shrinking arrivals and good demand.



Month till date, Guar seed prices went up by 28% at Rs. 5,985/qtl. as compared to previous month closing at Rs. 4,673/qtl. Guar gum prices went up by 36% at Rs. 12,500/qtl. as compared to Rs. 9,200/qtl. previous month.

### Oilrig

As on 23rd Nov '2022, as per data released by Baker Hughes, the number of oilrigs in USA increased by 4 from 623 in the previous week to 627 this week.



**WTI Crude Oil**

WTI Crude oil 02nd Dec'22	% Change
02nd Dec '22	-0.25%
1 Week	6.11%
Month till date	0.96%

**Guar Split Exports**

India's Guar split exports increased in the month of October '2022 by 2% to 3,800 MT as compared to 3,720 MT previous month. However, the Guar split shipments up by 47% in October '22 compared to the same period last year. Out of the total exports, around 3,120 MT (82.11%) bought by China, 420 MT (11.05%) bought by USA and 260 MT (6.84%) bought by Russia.

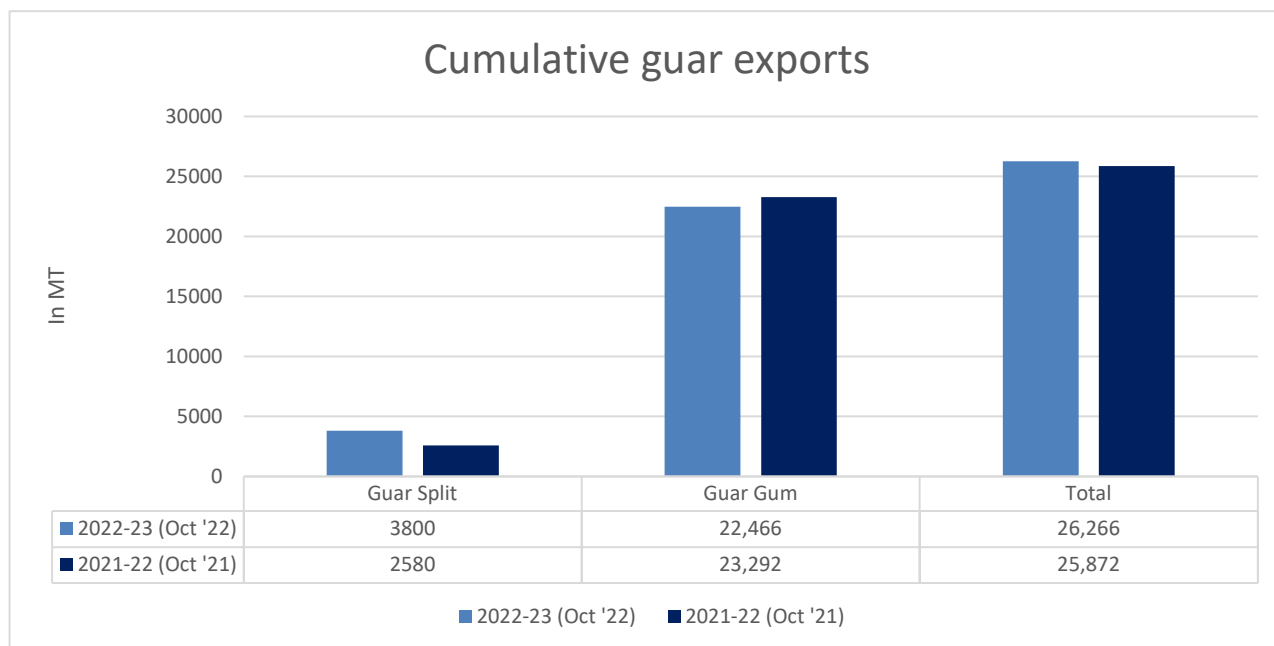
Country	Guar Split exported in Oct '22 (MT)	% Share
CHINA	3120	82.11%
USA	420	11.05%
RUSSIA	260	6.84%
<b>Grand Total</b>	<b>3800</b>	<b>100%</b>

**Guar Gum Exports:** India's Guar gum exports decreased in the month of October '2022 by 0.16% to 22,466 MT compared to 22,503 MT during previous month. The gum shipments were also down by 4% in October 2022 compared to the same period last year. Out of the total exported quantity, around 7008 MT (31.19%) was bought by the US, Russia bought 4,404 MT (19.60%), Germany 2,794 MT (12.43%), China 1,610 MT (7.17%) and Canada 1,483 MT (6.60%). We expect Guar gum export in Nov '22 around 22,000-25,000 tonnes.

Countries	Guar gum exported in Oct '22( MT)	Guar gum export (% Share)
USA	7008	31.19%
RUSSIA	4404	19.60%
GERMANY	2794	12.43%
CHINA	1610	7.17%
CANADA	1483	6.60%
AUSTRALIA	568	2.53%
ITALY	460	2.05%
UNITED KINGDOM	426	1.90%
BRAZIL	346	1.54%
TURKEY	264	1.17%
THAILAND	216	0.96%
NETHERLANDS	209	0.93%
JAPAN	207	0.92%
POLAND	204	0.91%
EGYPT	201	0.89%
SOUTH KOREA	173	0.77%
OTHERS	1894	8.43%
<b>TOTAL</b>	<b>22,466</b>	<b>100%</b>

**Total Cumulative Guar exports**  
Oct '22 recorded up by 2% to 0.26 Lakh tonnes as compared to 0.25 Lakh tonnes previous year same period.

Attributes	2022-23 (Oct '22)	2021-22 (Oct '21)	% Change
Guar Split	3800	2580	47%
Guar Gum	22,466	23,292	-4%
<b>Total</b>	<b>26,266</b>	<b>25,872</b>	<b>2%</b>



### NCDEX Futures Market

#### NCDEX-FUTURES MARKET – Guar Seed

Contract	% chg	Open	High	Low	Close	Volume	Change	OI	Change
Dec-22	+1.63	5,890	6,002	5,865	5,992	17,770	-6545	26175	-3390
Jan-23	+1.48	5,979	6,100	5,975	6,085	31,820	-2160	41110	3775

#### NCDEX-FUTURES MARKET- Guar Gum

Contract	% chg	Open	High	Low	Close	Volume	Change	OI	Change
Dec-22	+2.61	12598	12926	12538	12870	5025	-3865	12430	-1045
Jan-23	+2.38	12730	13100	12729	13035	14780	-1840	36905	2670



Guar seed Stock Position:			
Stocks	Demat	In-Process	Total
	01-Dec-22	01-Dec-22	01-Dec-22
Bikaner	15973	172	16145
Deesa	10	0	10
Sri Ganganagar	585	0	585
Jodhpur	790	0	790
Nokha	-	-	-

Guar Gum Stock Position:			
Stocks	Demat	In-Process	Total
	01-Dec-22	01-Dec-22	01-Dec-22
Deesa	20	30	50
Bikaner	3213	0	3213
Jodhpur	10884	512	11396
Nokha	1283	120	1403
Sri Ganganagar	155	0	155

Churi and Korma Prices:		02-Dec-22
Commodity	Centre	Rs. /75 kg.
Churi	Jodhpur	2200
Korma	Jodhpur	3075

Guar seed EDD:					
	10-Dec-22	10-Jan-23	10-Feb-23	10-Mar-23	10-Apr-23
<b>Bikaner</b>	2392	4508	1395	199	190
<b>Deesa</b>	10	-	-	-	-
<b>Sri Ganganagar</b>	-	60	-	-	-
<b>Jodhpur</b>	-	-	-	-	-
<b>Nokha</b>	-	-	-	-	-

Guar Gum EDD:					
	10-Dec-22	10-Jan-23	10-Feb-23	10-Mar-23	10-Apr-23
<b>Deesa</b>	-	-	-	-	-
<b>Bikaner</b>	-	558	448	189	228
<b>Jodhpur</b>	60	2009	850	69	139
<b>Nokha</b>	-	210	65	40	20
<b>Sri Ganganagar</b>	-	20	115	-	-

Guar Seed Prices at Key Spot Markets:					
Commodity	District	Centre	Prices (Rs/Qtl)		Change
Guar Seed			2-Dec-22	1-Dec-22	
Rajasthan	Jodhpur	Jodhpur (Loose)	5700	5700	Unch
		Jodhpur (Delivery)	5985	5985	Unch
	Sri-Ganganagar	Sri-Ganganagar (Loose)	5750	5775	-25
		Sri-Ganganagar (Delivery)	5900	5925	-25
		Rawla (Loose)	NR	6200	-
		Gharsana (Loose)	NA	NA	-
		Raisinghnagar (Loose)	5850	5800	50
	Bikaner	Bikaner (Loose)	5750	5775	-25
		Bikaner (Delivery)	6038	6064	-26
		Nokha(Loose)	5850	5850	Unch
		Nokha (Delivery)	6143	6143	Unch

		Khajuwala (Loose)	5850	5750	100
		Khajuwala (Delivery)	6143	6038	105
		Lunkaransar (Loose)	5850	5850	Unch
	Hanumangarh	Hanumangarh (Loose)	5800	5800	Unch
		Hanumangarh (Delivery)	6090	6090	Unch
		Nohar (Loose)	NA	NA	-
		Pilibanga (Loose)	NA	NA	-
	Nagaur	Nagaur (Loose)	5700	5700	Unch
	Churu	Churu (Delivery)	6000	5900	100
	Alwar	Alwar (Loose)	5700	5700	Unch
Haryana	Hisar	Adampur (Loose)	5775	5900	-125
		Adampur (Delivery)	6064	6195	-131
	Bhiwani	Bhiwani (Delivery)	6000	NA	-
		Siwani (Loose)	5950	5875	75
	Sirsa	Sirsa (Loose)	5750	5700	50
		Dhabwali (Loose)	NR	NR	-
		Dhabwali (Delivery)	NA	NA	-
		Ellanabad (Loose)	NA	NA	-
	Fatehabad	Fatehabad (Loose)	5500	5600	-100
Gujarat	Banaskantha	Deesa (Loose)	NA	5690	-
	Patan	Patan (Loose)	5625	5685	-60
	Rajkot	Rajkot (Loose)	5875	Closed	-
	Jamnagar	Dhrol (Loose)	NA	NA	-
Madhya Pradesh	Gwalior	Dabra (Loose)	NA	NA	-
Guar Gum					
Rajasthan	Jodhpur	Jodhpur	12500	12500	Unch
	Alwar	Alwar	12700	12500	200
	Hanumangarh	Nohar	NA	NA	-
Haryana	Bhiwani	Bhiwani	12600	NA	-
	Sirsa	Sirsa	12500	12500	Unch
		Dhabwali	NA	NA	-
		Ellanabad	NA	NA	-
	Fatehabad	Fatehabad	12500	12700	-200

Guar Seed Arrivals in Key Centers					
Commodity	District	Centre	Arrivals (Quintals)		Change
Guar Seed			2-Dec-22	1-Dec-22	
Rajasthan	Jodhpur	Jodhpur	200	200	Unch
	Sri-Ganganagar	Sri-Ganganagar	125	200	-75

		Rawla	NR	80	-
		Gharsana	NA	NA	-
		Raisinghnagar	400	400	Unch
	Bikaner	Bikaner	1000	1500	-500
		Nokha	2000	2500	-500
		Khajuwala	2000	2500	-500
		Lunkaransar	700	1000	-300
	Hanumangarh	Hanumangarh	80	70	10
		Nohar	NA	NA	-
		Pilibanga	NA	NA	-
	Nagaur	Nagaur	1300	1500	-200
	Churu	Churu	500	500	Unch
	Alwar	Alwar	NA	NA	-
Haryana	Hisar	Adampur	800	1000	-200
	Bhiwani	Bhiwani	350	NA	-
		Siwani	50	NA	-
	Sirsa	Sirsa	350	200	150
		Dhabwali	NA	NA	-
		Ellanabad	NA	NA	-
	Fatehabad	Fatehabad	50	50	Unch
Gujarat	Banaskantha	Deesa	NA	15	-
	Patan	Patan	25	26	-1
	Rajkot	Rajkot	300	Closed	-
	Jamnagar	Dhrol	NA	NA	-
Madhya Pradesh	Gwalior	Dabra	NA	NA	-
Total Arrivals/Above Markets			10230	11741	-1511

**Disclaimer**

The information and opinions contained in the document have been compiled from sources believed to be reliable. The company does not warrant its accuracy, completeness and correctness. Use of data and information contained in this report is at your own risk. This document is not, and should not be construed as, an offer to sell or solicitation to buy any commodities. This document may not be reproduced, distributed or published, in whole or in part, by any recipient hereof for any purpose without prior permission from the Company. IASL and its affiliates and/or their officers, directors and employees may have positions in any commodities mentioned in this document (or in any related investment) and may from time to time add to or dispose of any such commodities (or investment). Please see the detailed disclaimer at <http://www.agriwatch.com/Disclaimer.asp> © 2022 Indian Agribusiness Systems Limited