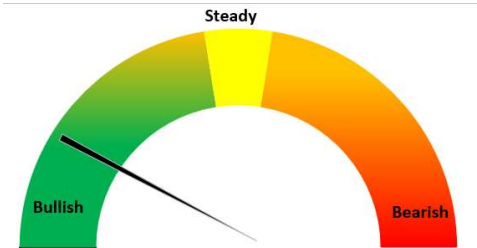


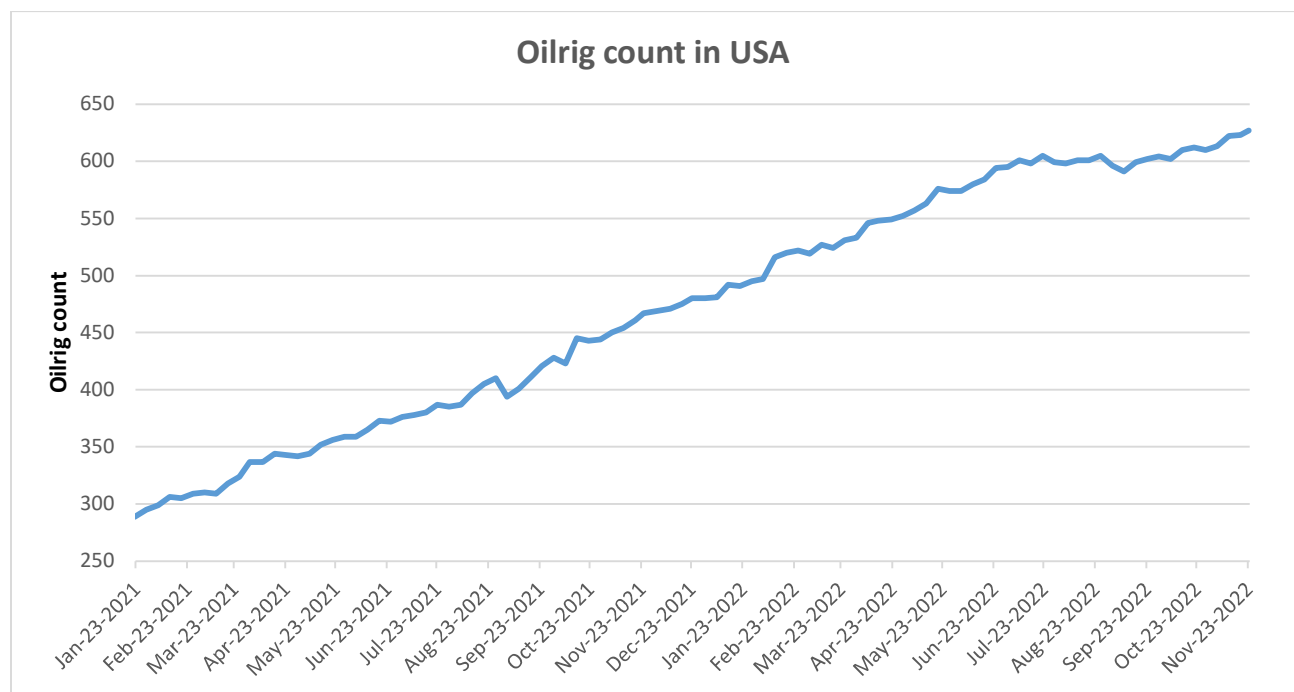
### Today's Update

Today, Guar seed Jodhpur delivery prices marginally went up by 0.9% at INR 6,143/Qtl as compared to INR 6,090/Qtl previous day. In other cash markets, Guar seed traded with bearish sentiments. In Rajasthan, arrivals went down at 9,640 qtl. Vs 10,810 qtl. previous day. In Haryana, arrivals went up at 2,050 qtl. Vs 1,400qtl. previous day. Jodhpur Guar seed delivery prices are expected to trade in the range of Rs. 5,800-6,500/Qtl. in near term amid shrinking arrivals and good demand.



### Oilrig

As on 23rd Nov '2022, as per data released by Baker Hughes, the number of oilrigs in USA increased by 4 from 623 in the previous week to 627 this week.



**WTI Crude Oil**

WTI Crude oil 02nd Dec'22	% Change
02nd Dec '22	-0.25%
1 Week	6.11%
Month till date	0.96%

**Guar Split Exports**

India's Guar split exports increased in the month of October '2022 by 2% to 3,800 MT as compared to 3,720 MT previous month. However, the Guar split shipments up by 47% in October '22 compared to the same period last year. Out of the total exports, around 3,120 MT (82.11%) bought by China, 420 MT (11.05%) bought by USA and 260 MT (6.84%) bought by Russia.

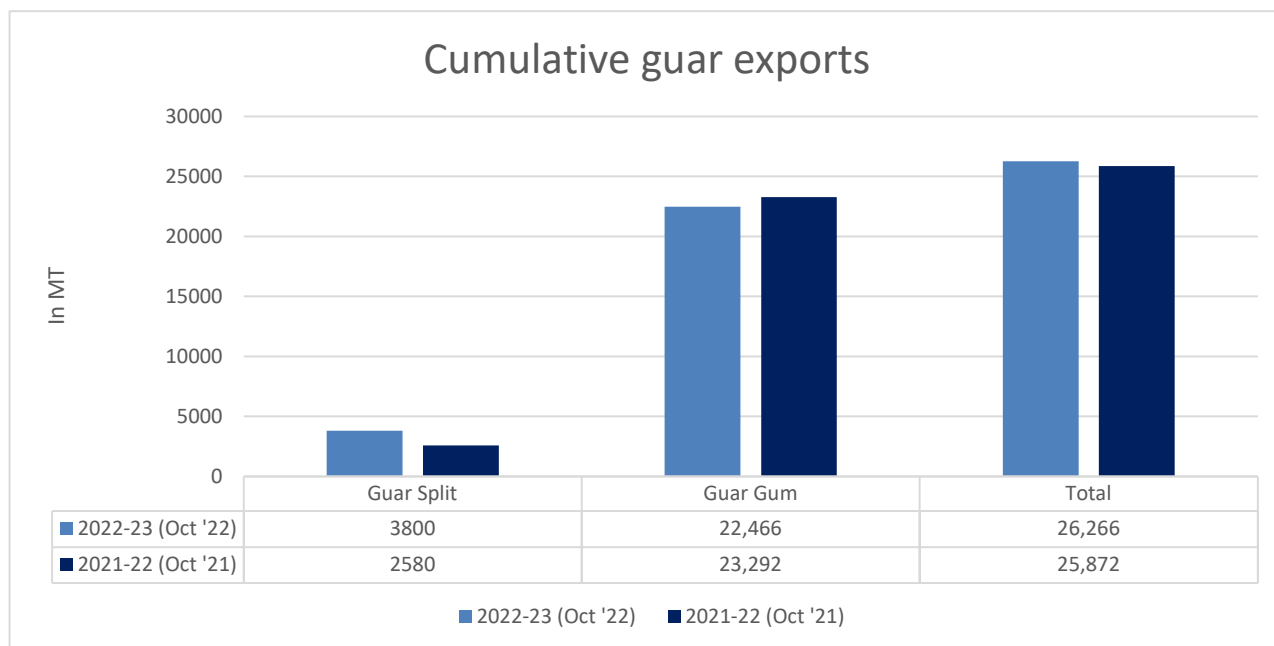
Country	Guar Split exported in Oct '22 (MT)	% Share
CHINA	3120	82.11%
USA	420	11.05%
RUSSIA	260	6.84%
<b>Grand Total</b>	<b>3800</b>	<b>100%</b>

**Guar Gum Exports:** India's Guar gum exports decreased in the month of October '2022 by 0.16% to 22,466 MT compared to 22,503 MT during previous month. The gum shipments were also down by 4% in October 2022 compared to the same period last year. Out of the total exported quantity, around 7008 MT (31.19%) was bought by the US, Russia bought 4,404 MT (19.60%), Germany 2,794 MT (12.43%), China 1,610 MT (7.17%) and Canada 1,483 MT (6.60%). We expect Guar gum export in Nov '22 around 22,000-25,000 tonnes.

Countries	Guar gum exported in Oct '22( MT)	Guar gum export (% Share)
USA	7008	31.19%
RUSSIA	4404	19.60%
GERMANY	2794	12.43%
CHINA	1610	7.17%
CANADA	1483	6.60%
AUSTRALIA	568	2.53%
ITALY	460	2.05%
UNITED KINGDOM	426	1.90%
BRAZIL	346	1.54%
TURKEY	264	1.17%
THAILAND	216	0.96%
NETHERLANDS	209	0.93%
JAPAN	207	0.92%
POLAND	204	0.91%
EGYPT	201	0.89%
SOUTH KOREA	173	0.77%
OTHERS	1894	8.43%
<b>TOTAL</b>	<b>22,466</b>	<b>100%</b>

**Total Cumulative Guar exports**  
Oct '22 recorded up by 2% to 0.26 Lakh tonnes as compared to 0.25 Lakh tonnes previous year same period.

Attributes	2022-23 (Oct '22)	2021-22 (Oct '21)	% Change
Guar Split	3800	2580	47%
Guar Gum	22,466	23,292	-4%
<b>Total</b>	<b>26,266</b>	<b>25,872</b>	<b>2%</b>

**NCDEX Futures Market****NCDEX-FUTURES MARKET – Guar Seed**

Contract	% chg	Open	High	Low	Close	Volume	Change	OI	Change
Dec-22	-1.58	6,055	6,055	5,773	5,871	9,305	-8465	23975	-2200
Jan-23	-1.57	6,099	6,140	5,915	5,966	26,545	-5275	39815	-1295

**NCDEX-FUTURES MARKET- Guar Gum**

Contract	% chg	Open	High	Low	Close	Volume	Change	OI	Change
Dec-22	-1.82	13060	13060	12511	12580	4085	-940	10895	-1535
Jan-23	-1.79	13145	13233	12683	12765	12580	-2200	37125	220



Guar seed Stock Position:			
Stocks	Demat	In-Process	Total
	03-Dec-22	03-Dec-22	03-Dec-22
Bikaner	15964	153	16117
Deesa	10	0	10
Sri Ganganagar	586	0	586
Jodhpur	790	0	790
Nokha	-	-	-

Guar Gum Stock Position:			
Stocks	Demat	In-Process	Total
	03-Dec-22	03-Dec-22	03-Dec-22
Deesa	50	25	75
Bikaner	3193	20	3213
Jodhpur	11228	471	11699
Nokha	1283	90	1373
Sri Ganganagar	155	0	155

Churi and Korma Prices:		05-Dec-22
Commodity	Centre	Rs. /75 kg.
Churi	Jodhpur	2000
Korma	Jodhpur	3000



Guar seed EDD:					
	10-Dec-22	10-Jan-23	10-Feb-23	10-Mar-23	10-Apr-23
<b>Bikaner</b>	2392	4508	1395	199	190
<b>Deesa</b>	10	-	-	-	-
<b>Sri Ganganagar</b>	-	60	-	-	-
<b>Jodhpur</b>	-	-	-	-	-
<b>Nokha</b>	-	-	-	-	-

Guar Gum EDD:					
	10-Dec-22	10-Jan-23	10-Feb-23	10-Mar-23	10-Apr-23
<b>Deesa</b>	-	-	-	-	-
<b>Bikaner</b>	-	558	448	189	228
<b>Jodhpur</b>	60	2009	850	69	139
<b>Nokha</b>	-	210	65	40	20
<b>Sri Ganganagar</b>	-	20	115	-	-

Guar Seed Prices at Key Spot Markets:					
Commodity	District	Centre	Prices (Rs/Qtl)		Change
Guar Seed			5-Dec-22	3-Dec-22	
Rajasthan	Jodhpur	Jodhpur (Loose)	5850	5800	50
		Jodhpur (Delivery)	6143	6090	53
	Sri-Ganganagar	Sri-Ganganagar (Loose)	5850	5850	Unch
		Sri-Ganganagar (Delivery)	6000	6000	Unch
		Rawla (Loose)	NR	NR	-
		Gharsana (Loose)	NA	NA	-
		Raisinghnagar (Loose)	5800	5900	-100
	Bikaner	Bikaner (Loose)	5750	5800	-50
		Bikaner (Delivery)	6038	6090	-53
		Nokha(Loose)	5850	5900	-50
		Nokha (Delivery)	6143	6195	-53

		Khajuwala (Loose)	5700	5900	-200
		Khajuwala (Delivery)	5985	6195	-210
		Lunkaransar (Loose)	5800	5850	-50
	Hanumangarh	Hanumangarh (Loose)	5800	5850	-50
		Hanumangarh (Delivery)	6090	6143	-53
		Nohar (Loose)	NA	NA	-
		Pilibanga (Loose)	NA	NA	-
	Nagaur	Nagaur (Loose)	5700	5800	-100
	Churu	Churu (Delivery)	NA	6100	-
	Alwar	Alwar (Loose)	NA	5850	-
Haryana	Hisar	Adampur (Loose)	5700	5750	-50
		Adampur (Delivery)	5985	6038	-53
	Bhiwani	Bhiwani (Delivery)	6000	6000	Unch
		Siwani (Loose)	5850	6000	-150
	Sirsa	Sirsa (Loose)	5600	5750	-150
		Dhabwali (Loose)	5650	NR	-
		Dhabwali (Delivery)	5933	NR	-
		Ellanabad (Loose)	5830	NA	-
	Fatehabad	Fatehabad (Loose)	5400	5500	-100
Gujarat	Banaskantha	Deesa (Loose)	Closed	NA	-
	Patan	Patan (Loose)	Closed	5720	-
	Rajkot	Rajkot (Loose)	5850	6000	-150
	Jamnagar	Dhrol (Loose)	5200	5775	-575
Madhya Pradesh	Gwalior	Dabra (Loose)	NA	NA	-
Guar Gum					
Rajasthan	Jodhpur	Jodhpur	12700	12600	100
	Alwar	Alwar	NA	12700	-
	Hanumangarh	Nohar	NA	NA	-
Haryana	Bhiwani	Bhiwani	12650	12200	450
	Sirsa	Sirsa	12500	12500	Unch
		Dhabwali	12500	NR	-
		Ellanabad	12500	NA	-
	Fatehabad	Fatehabad	12500	12400	100

Guar Seed Arrivals in Key Centers					
Commodity	District	Centre	Arrivals (Quintals)		Change
Guar Seed			5-Dec-22	3-Dec-22	
Rajasthan	Jodhpur	Jodhpur	200	150	50
	Sri-Ganganagar	Sri-Ganganagar	200	200	Unch

		Rawla	NR	NR	-
		Gharsana	NA	NA	-
		Raisinghnagar	200	400	-200
	Bikaner	Bikaner	3000	2500	500
		Nokha	1800	2000	-200
		Khajuwala	2000	2000	Unch
		Lunkaransar	1200	2000	-800
	Hanumangarh	Hanumangarh	40	60	-20
		Nohar	NA	NA	-
		Pilibanga	NA	NA	-
	Nagaur	Nagaur	1000	1000	Unch
	Churu	Churu	NA	500	-
	Alwar	Alwar	NA	NA	-
Haryana	Hisar	Adampur	1000	700	300
	Bhiwani	Bhiwani	250	50	200
		Siwani	100	200	-100
	Sirsa	Sirsa	400	400	Unch
		Dhabwali	NA	NR	-
		Ellanabad	250	NA	-
	Fatehabad	Fatehabad	50	50	Unch
Gujarat	Banaskantha	Deesa	Closed	NA	-
	Patan	Patan	Closed	31	-
	Rajkot	Rajkot	150	200	-50
	Jamnagar	Dhrol	3	8	-5
Madhya Pradesh	Gwalior	Dabra	NA	NA	-
Total Arrivals/Above Markets			11843	12449	-606

**Disclaimer**

The information and opinions contained in the document have been compiled from sources believed to be reliable. The company does not warrant its accuracy, completeness and correctness. Use of data and information contained in this report is at your own risk. This document is not, and should not be construed as, an offer to sell or solicitation to buy any commodities. This document may not be reproduced, distributed or published, in whole or in part, by any recipient hereof for any purpose without prior permission from the Company. IASL and its affiliates and/or their officers, directors and employees may have positions in any commodities mentioned in this document (or in any related investment) and may from time to time add to or dispose of any such commodities (or investment). Please see the detailed disclaimer at <http://www.agriwatch.com/Disclaimer.asp> © 2022 Indian Agribusiness Systems Limited