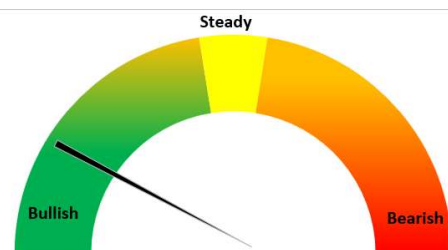


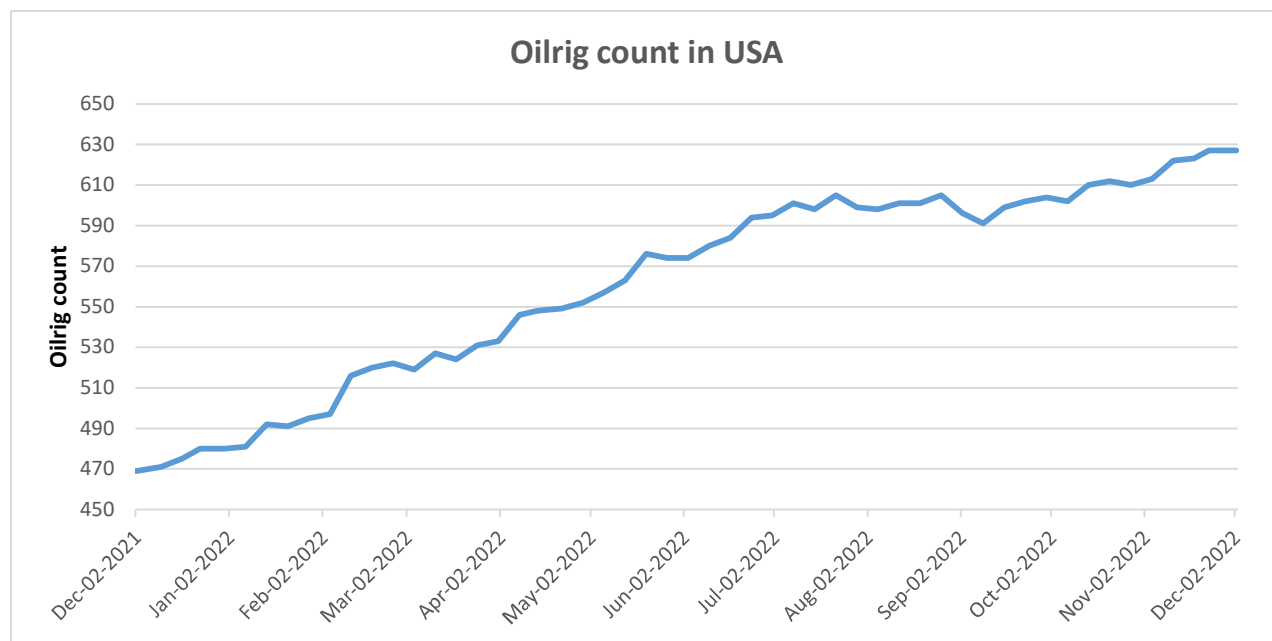
Today's Update

Today, Guar seed Jodhpur delivery prices remained steady at INR 6,143/Qtl as compared to previous day. In other cash markets, Guar seed traded with mixed sentiments. In Rajasthan, arrivals went down at 8,900 qtl. Vs 9,640 qtl. previous day. In Haryana too, arrivals went down at 1,770 qtl. Vs 2,050 qtl. previous day. Jodhpur Guar seed delivery prices are expected to trade in the range of Rs. 5,800-6,500/Qtl. in near term amid shrinking arrivals and good demand.



Oilrig

As on 02nd Dec '2022, as per data released by Baker Hughes, the number of oilrigs in USA remained steady at 627 as compared to the previous week.



WTI Crude Oil

WTI Crude oil 05th Dec'22	% Change
05th Dec '22	-4.62%
1 Week	-3.87%
Month till date	-6.90%

Guar Split Exports

India's Guar split exports increased in the month of October '2022 by 2% to 3,800 MT as compared to 3,720 MT previous month. However, the Guar split shipments up by 47% in October '22 compared to the same period last year. Out of the total exports, around 3,120 MT (82.11%) bought by China, 420 MT (11.05%) bought by USA and 260 MT (6.84%) bought by Russia.

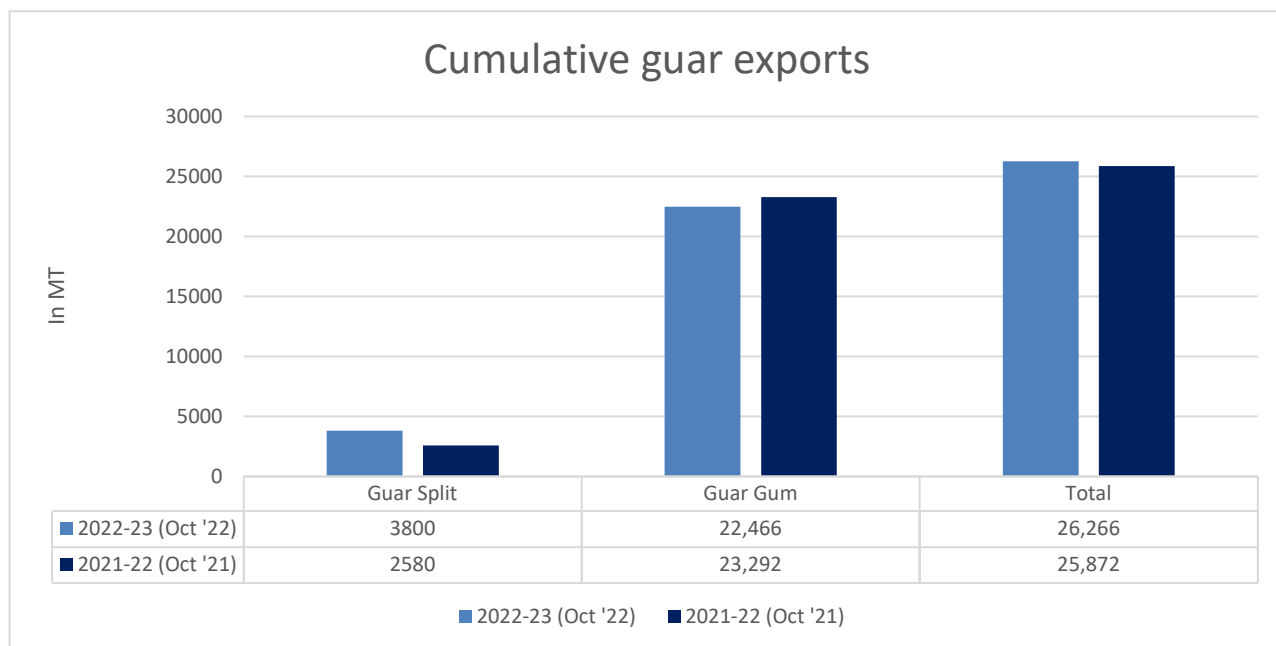
Country	Guar Split exported in Oct '22 (MT)	% Share
CHINA	3120	82.11%
USA	420	11.05%
RUSSIA	260	6.84%
Grand Total	3800	100%

Guar Gum Exports: India's Guar gum exports decreased in the month of October '2022 by 0.16% to 22,466 MT compared to 22,503 MT during previous month. The gum shipments were also down by 4% in October 2022 compared to the same period last year. Out of the total exported quantity, around 7008 MT (31.19%) was bought by the US, Russia bought 4,404 MT (19.60%), Germany 2,794 MT (12.43%), China 1,610 MT (7.17%) and Canada 1,483 MT (6.60%). We expect Guar gum export in Nov '22 around 22,000-25,000 tonnes.

Countries	Guar gum exported in Oct '22(MT)	Guar gum export (% Share)
USA	7008	31.19%
RUSSIA	4404	19.60%
GERMANY	2794	12.43%
CHINA	1610	7.17%
CANADA	1483	6.60%
AUSTRALIA	568	2.53%
ITALY	460	2.05%
UNITED KINGDOM	426	1.90%
BRAZIL	346	1.54%
TURKEY	264	1.17%
THAILAND	216	0.96%
NETHERLANDS	209	0.93%
JAPAN	207	0.92%
POLAND	204	0.91%
EGYPT	201	0.89%
SOUTH KOREA	173	0.77%
OTHERS	1894	8.43%
TOTAL	22,466	100%

Total Cumulative Guar exports
Oct '22 recorded up by 2% to 0.26 Lakh tonnes as compared to 0.25 Lakh tonnes previous year same period.

Attributes	2022-23 (Oct '22)	2021-22 (Oct '21)	% Change
Guar Split	3800	2580	47%
Guar Gum	22,466	23,292	-4%
Total	26,266	25,872	2%


NCDEX Futures Market
NCDEX-FUTURES MARKET – Guar Seed

Contract	% chg	Open	High	Low	Close	Volume	Change	OI	Change
Dec-22	-1.23	5,814	5,864	5,769	5,786	7,420	-10350	22355	-3820
Jan-23	-1.39	5,943	5,958	5,863	5,872	28,525	-3295	42200	1090

NCDEX-FUTURES MARKET- Guar Gum

Contract	% chg	Open	High	Low	Close	Volume	Change	OI	Change
Dec-22	-2.02	12511	12533	12270	12323	3020	-2005	9380	-3050
Jan-23	-1.82	12710	12720	12460	12520	11800	-2980	37865	960



Guar seed Stock Position:			
Stocks	Demat	In-Process	Total
	05-Dec-22	05-Dec-22	05-Dec-22
Bikaner	16015	30	16045
Deesa	10	0	10
Sri Ganganagar	586	0	586
Jodhpur	790	0	790
Nokha	-	-	-

Guar Gum Stock Position:			
Stocks	Demat	In-Process	Total
	05-Dec-22	05-Dec-22	05-Dec-22
Deesa	50	55	105
Bikaner	3193	20	3213
Jodhpur	11391	492	11883
Nokha	1333	80	1413
Sri Ganganagar	155	0	155

Churi and Korma Prices:		06-Dec-22
Commodity	Centre	Rs. /75 kg.
Churi	Jodhpur	2000
Korma	Jodhpur	3000

Guar seed EDD:					
	10-Dec-22	10-Jan-23	10-Feb-23	10-Mar-23	10-Apr-23
Bikaner	2211	4508	1395	199	190
Deesa	10	-	-	-	-
Sri Ganganagar	-	60	-	-	-
Jodhpur	-	-	-	-	-
Nokha	-	-	-	-	-

Guar Gum EDD:					
	10-Dec-22	10-Jan-23	10-Feb-23	10-Mar-23	10-Apr-23
Deesa	-	-	-	-	-
Bikaner	-	448	448	189	228
Jodhpur	20	1914	850	69	139
Nokha	-	130	65	40	20
Sri Ganganagar	-	20	115	-	-

Guar Seed Prices at Key Spot Markets:					
Commodity	District	Centre	Prices (Rs/Qtl)		Change
Guar Seed			6-Dec-22	5-Dec-22	
Rajasthan	Jodhpur	Jodhpur (Loose)	5850	5850	Unch
		Jodhpur (Delivery)	6143	6143	Unch
	Sri-Ganganagar	Sri-Ganganagar (Loose)	NA	5850	-
		Sri-Ganganagar (Delivery)	NA	6000	-
		Rawla (Loose)	NR	NR	-
		Gharsana (Loose)	NA	NA	-
		Raisinghnagar (Loose)	5850	5800	50
	Bikaner	Bikaner (Loose)	5600	5750	-150
		Bikaner (Delivery)	5880	6038	-158
		Nokha(Loose)	5800	5850	-50
		Nokha (Delivery)	6090	6143	-53

		Khajuwala (Loose)	5700	5700	Unch
		Khajuwala (Delivery)	5985	5985	Unch
		Lunkaransar (Loose)	5750	5800	-50
	Hanumangarh	Hanumangarh (Loose)	5900	5800	100
		Hanumangarh (Delivery)	6195	6090	105
		Nohar (Loose)	-	NA	-
		Pilibanga (Loose)	-	NA	-
	Nagaur	Nagaur (Loose)	5600	5700	-100
	Churu	Churu (Delivery)	-	NA	-
	Alwar	Alwar (Loose)	-	NA	-
Haryana	Hisar	Adampur (Loose)	5720	5700	20
		Adampur (Delivery)	6006	5985	21
	Bhiwani	Bhiwani (Delivery)	6000	6000	Unch
		Siwani (Loose)	5850	5850	Unch
	Sirsa	Sirsa (Loose)	5650	5600	50
		Dhabwali (Loose)	5800	5650	150
		Dhabwali (Delivery)	5800	5933	-133
		Ellanabad (Loose)	5950	5830	120
	Fatehabad	Fatehabad (Loose)	5500	5400	100
Gujarat	Banaskantha	Deesa (Loose)	5700	Closed	-
	Patan	Patan (Loose)	5730	Closed	-
	Rajkot	Rajkot (Loose)	5900	5850	50
	Jamnagar	Dhrol (Loose)	NA	5200	-
Madhya Pradesh	Gwalior	Dabra (Loose)	NA	NA	-
Guar Gum					
Rajasthan	Jodhpur	Jodhpur	12700	12700	Unch
	Alwar	Alwar	-	NA	-
	Hanumangarh	Nohar	-	NA	-
Haryana	Bhiwani	Bhiwani	12450	12650	-200
	Sirsa	Sirsa	12450	12500	-50
		Dhabwali	12450	12500	-50
		Ellanabad	12450	12500	-50
	Fatehabad	Fatehabad	12500	12500	Unch

Guar Seed Arrivals in Key Centers					
Commodity	District	Centre	Arrivals (Quintals)		Change
Guar Seed			6-Dec-22	5-Dec-22	
Rajasthan	Jodhpur	Jodhpur	200	200	Unch
	Sri-Ganganagar	Sri-Ganganagar	0	200	-200

		Rawla	NR	NR	-
		Gharsana	NA	NA	-
		Raisinghnagar	200	200	Unch
	Bikaner	Bikaner	1500	3000	-1500
		Nokha	2000	1800	200
		Khajuwala	2000	2000	Unch
		Lunkaransar	1500	1200	300
	Hanumangarh	Hanumangarh	300	40	260
		Nohar	0	NA	-
		Pilibanga	0	NA	-
	Nagaur	Nagaur	1200	1000	200
	Churu	Churu	0	NA	-
	Alwar	Alwar	0	NA	-
Haryana	Hisar	Adampur	600	1000	-400
	Bhiwani	Bhiwani	150	250	-100
		Siwani	150	100	50
	Sirsa	Sirsa	400	400	Unch
		Dhabwali	220	NA	-
		Ellanabad	200	250	-50
	Fatehabad	Fatehabad	50	50	Unch
Gujarat	Banaskantha	Deesa	41	Closed	-
	Patan	Patan	35	Closed	-
	Rajkot	Rajkot	180	150	30
	Jamnagar	Dhrol	NA	3	-
Madhya Pradesh	Gwalior	Dabra	NA	NA	-
Total Arrivals/Above Markets			10926	11843	-917

Disclaimer

The information and opinions contained in the document have been compiled from sources believed to be reliable. The company does not warrant its accuracy, completeness and correctness. Use of data and information contained in this report is at your own risk. This document is not, and should not be construed as, an offer to sell or solicitation to buy any commodities. This document may not be reproduced, distributed or published, in whole or in part, by any recipient hereof for any purpose without prior permission from the Company. IASL and its affiliates and/or their officers, directors and employees may have positions in any commodities mentioned in this document (or in any related investment) and may from time to time add to or dispose of any such commodities (or investment). Please see the detailed disclaimer at <http://www.agriwatch.com/Disclaimer.asp> © 2022 Indian Agribusiness Systems Limited