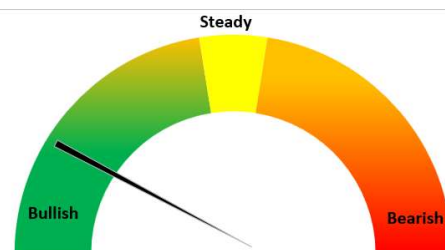


### Today's Update

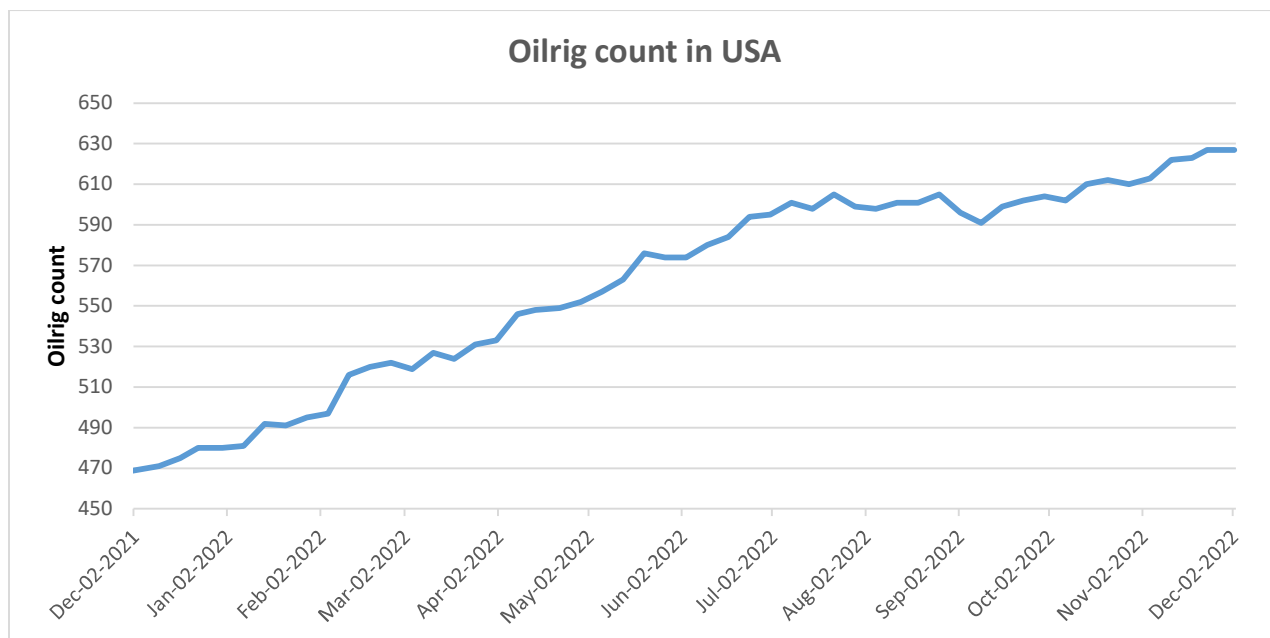
Today, Guar seed Jodhpur delivery prices went up by 4% at INR 6,195/Qtl as compared to INR 5,959/Qtl. previous day. In other cash markets too, Guar seed traded with bullish sentiments. In Rajasthan, arrivals went down at 7,850 qtl. Vs 9,205 qtl. previous day. In Haryana too, arrivals went down at 1,840 qtl. Vs 2,695 qtl. previous day. Jodhpur Guar seed delivery prices are expected to trade in the range of Rs. 5,800-6,500/Qtl. in near term amid shrinking arrivals and good demand.



Month till date, Guar seed prices went up by 33% at Rs. 6,195/qtl. as compared to October month closing at Rs. 4,673/qtl., however, this week prices have declined by 1.7% due to profit booking and guar gum prices also went up by 43% at Rs. 13,200/qtl. as compared to October month closing at Rs. 9,200/qtl. while a decline of 4.8% in the prices was seen this week. Farmers are reluctant to offload their stocks in anticipation of better prices in future, resulting into shrink in arrivals and rising prices.

### Oilrig

As on 02nd Dec '2022, as per data released by Baker Hughes, the number of oilrigs in USA remained steady at 627 as compared to the previous week.



### WTI Crude Oil

WTI Crude oil 08th Dec'22	% Change
08th Dec '22	0.12%
1 Week	-9.54%
Month till date	-9.72%

### Guar Split Exports

India's Guar split exports increased in the month of October '2022 by 2% to 3,800 MT as compared to 3,720 MT previous month. However, the Guar split shipments up by 47% in October '22 compared to the same period last year. Out of the total exports, around 3,120 MT (82.11%) bought by China, 420 MT (11.05%) bought by USA and 260 MT (6.84%) bought by Russia.

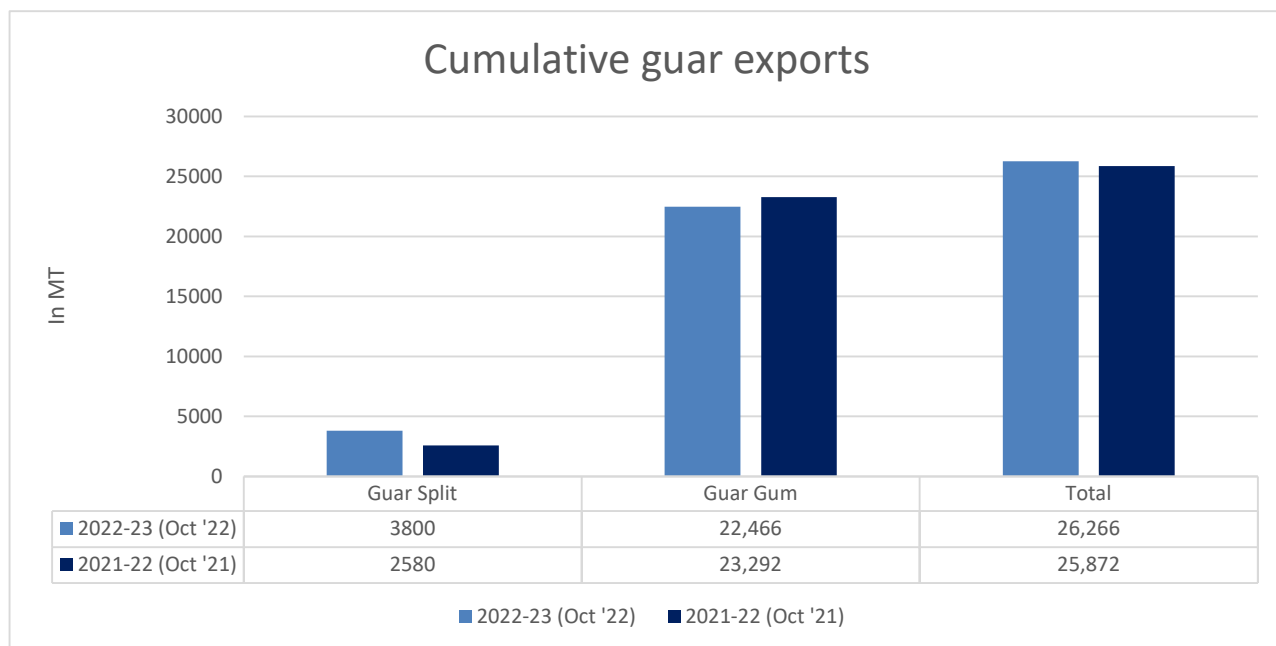
Country	Guar Split exported in Oct '22 (MT)	% Share
CHINA	3120	82.11%
USA	420	11.05%
RUSSIA	260	6.84%
Grand Total	3800	100%

**Guar Gum Exports:** India's Guar gum exports decreased in the month of October '2022 by 0.16% to 22,466 MT compared to 22,503 MT during previous month. The gum shipments were also down by 4% in October 2022 compared to the same period last year. Out of the total exported quantity, around 7008 MT (31.19%) was bought by the US, Russia bought 4,404 MT (19.60%), Germany 2,794 MT (12.43%), China 1,610 MT (7.17%) and Canada 1,483 MT (6.60%). We expect Guar gum export in Nov '22 around 22,000-25,000 tonnes.

Countries	Guar gum exported in Oct '22( MT)	Guar gum export (% Share)
USA	7008	31.19%
RUSSIA	4404	19.60%
GERMANY	2794	12.43%
CHINA	1610	7.17%
CANADA	1483	6.60%
AUSTRALIA	568	2.53%
ITALY	460	2.05%
UNITED KINGDOM	426	1.90%
BRAZIL	346	1.54%
TURKEY	264	1.17%
THAILAND	216	0.96%
NETHERLANDS	209	0.93%
JAPAN	207	0.92%
POLAND	204	0.91%
EGYPT	201	0.89%
SOUTH KOREA	173	0.77%
OTHERS	1894	8.43%
TOTAL	22,466	100%

**Total Cumulative Guar exports**  
Oct '22 recorded up by 2% to 0.26 Lakh tonnes as compared to 0.25 Lakh tonnes previous year same period.

Attributes	2022-23 (Oct '22)	2021-22 (Oct '21)	% Change
Guar Split	3800	2580	47%
Guar Gum	22,466	23,292	-4%
Total	26,266	25,872	2%


**NCDEX Futures Market**
**NCDEX-FUTURES MARKET – Guar Seed**

Contract	% chg	Open	High	Low	Close	Volume	Change	OI	Change
Dec-22	+0.54	6,022	6,100	5,918	5,938	11,400	-2010	14135	-4140
Jan-23	+0.55	6,071	6,221	6,029	6,057	49,425	8845	51210	3855

**NCDEX-FUTURES MARKET- Guar Gum**

Contract	% chg	Open	High	Low	Close	Volume	Change	OI	Change
Dec-22	+0.73	12825	13152	12709	12718	3880	-1775	6075	-1275
Jan-23	+0.60	13065	13386	12920	12960	23865	6590	43025	2010



Guar seed Stock Position:			
Stocks	Demat	In-Process	Total
	07-Dec-22	07-Dec-22	07-Dec-22
Bikaner	15814	30	15844
Deesa	10	0	10
Sri Ganganagar	586	0	586
Jodhpur	790	0	790
Nokha	-	-	-

Guar Gum Stock Position:			
Stocks	Demat	In-Process	Total
	07-Dec-22	07-Dec-22	07-Dec-22
Deesa	75	40	115
Bikaner	3243	0	3243
Jodhpur	11516	432	11948
Nokha	1373	40	1413
Sri Ganganagar	155	0	155

Churi and Korma Prices:		08-Dec-22
Commodity	Centre	Rs. /75 kg.
Churi	Jodhpur	2200
Korma	Jodhpur	2925

Guar seed EDD:					
	10-Dec-22	10-Jan-23	10-Feb-23	10-Mar-23	10-Apr-23
<b>Bikaner</b>	2060	4458	1395	199	190
<b>Deesa</b>	10	-	-	-	-
<b>Sri Ganganagar</b>	-	60	-	-	-
<b>Jodhpur</b>	-	-	-	-	-
<b>Nokha</b>	-	-	-	-	-

Guar Gum EDD:					
	10-Dec-22	10-Jan-23	10-Feb-23	10-Mar-23	10-Apr-23
<b>Deesa</b>	-	-	-	-	-
<b>Bikaner</b>	-	488	448	189	228
<b>Jodhpur</b>	20	1716	850	69	139
<b>Nokha</b>	-	130	65	40	20
<b>Sri Ganganagar</b>	-	20	115	-	-

Guar Seed Prices at Key Spot Markets:					
Commodity	District	Centre	Prices (Rs/Qtl)		Change
Guar Seed			8-Dec-22	7-Dec-22	
Rajasthan	Jodhpur	Jodhpur (Loose)	5900	5675	225
		Jodhpur (Delivery)	6195	5959	236
	Sri-Ganganagar	Sri-Ganganagar (Loose)	5800	5600	200
		Sri-Ganganagar (Delivery)	5950	5750	200
		Rawla (Loose)	NR	NR	-
		Gharsana (Loose)	NA	6000	-
		Raisinghnagar (Loose)	5950	5750	200
	Bikaner	Bikaner (Loose)	5850	5650	200
		Bikaner (Delivery)	6143	5933	210
		Nokha(Loose)	6000	5725	275
		Nokha (Delivery)	6300	6011	289

		Khajuwala (Loose)	5900	5750	150
		Khajuwala (Delivery)	6195	6038	158
		Lunkaransar (Loose)	NR	5750	-
	Hanumangarh	Hanumangarh (Loose)	5950	5800	150
		Hanumangarh (Delivery)	6248	6090	158
		Nohar (Loose)	NA	NA	-
		Pilibanga (Loose)	5860	5740	120
	Nagaur	Nagaur (Loose)	5900	5700	200
	Churu	Churu (Delivery)	6000	6500	-500
	Alwar	Alwar (Loose)	5700	5800	-100
Haryana	Hisar	Adampur (Loose)	5850	5700	150
		Adampur (Delivery)	6143	5985	158
	Bhiwani	Bhiwani (Delivery)	5900	5900	Unch
		Siwani (Loose)	6030	5750	280
	Sirsa	Sirsa (Loose)	5800	5800	Unch
		Dhabwali (Loose)	5950	5950	Unch
		Dhabwali (Delivery)	5950	5950	Unch
		Ellanabad (Loose)	5700	5700	Unch
	Fatehabad	Fatehabad (Loose)	5600	5500	100
Gujarat	Banaskantha	Deesa (Loose)	NA	5695	-
	Patan	Patan (Loose)	5635	5605	30
	Rajkot	Rajkot (Loose)	5955	5805	150
	Jamnagar	Dhrol (Loose)	NA	NA	-
Madhya Pradesh	Gwalior	Dabra (Loose)	0	NA	-
Guar Gum					
Rajasthan	Jodhpur	Jodhpur	13200	12500	700
	Alwar	Alwar	13000	12600	400
	Hanumangarh	Nohar	NA	NA	-
Haryana	Bhiwani	Bhiwani	12275	12275	Unch
	Sirsa	Sirsa	13200	12275	925
		Dhabwali	13200	12275	925
		Ellanabad	13200	12275	925
	Fatehabad	Fatehabad	13000	12300	700

Guar Seed Arrivals in Key Centers					
Commodity	District	Centre	Arrivals (Quintals)		Change
Guar Seed			8-Dec-22	7-Dec-22	
Rajasthan	Jodhpur	Jodhpur	250	200	50
	Sri-Ganganagar	Sri-Ganganagar	300	300	Unch

		Rawla	NR	NR	-
		Gharsana	NA	1185	-
		Raisinghnagar	300	300	Unch
	Bikaner	Bikaner	400	800	-400
		Nokha	2000	2000	Unch
		Khajuwala	2000	2000	Unch
		Lunkaransar	NR	800	-
	Hanumangarh	Hanumangarh	500	600	-100
		Nohar	NA	NA	-
		Pilibanga	100	120	-20
	Nagaur	Nagaur	1500	400	1100
	Churu	Churu	500	500	Unch
	Alwar	Alwar	NR	NR	-
Haryana	Hisar	Adampur	800	1000	-200
	Bhiwani	Bhiwani	200	200	Unch
		Siwani	200	200	Unch
	Sirsa	Sirsa	400	800	-400
		Dhabwali	30	165	-135
		Ellanabad	160	280	-120
	Fatehabad	Fatehabad	50	50	Unch
Gujarat	Banaskantha	Deesa	NA	33	-
	Patan	Patan	9	56	-47
	Rajkot	Rajkot	300	200	100
	Jamnagar	Dhrol	NA	NA	-
Madhya Pradesh	Gwalior	Dabra	0	NA	-
Total Arrivals/Above Markets			9999	12189	-2190

**Disclaimer**

The information and opinions contained in the document have been compiled from sources believed to be reliable. The company does not warrant its accuracy, completeness and correctness. Use of data and information contained in this report is at your own risk. This document is not, and should not be construed as, an offer to sell or solicitation to buy any commodities. This document may not be reproduced, distributed or published, in whole or in part, by any recipient hereof for any purpose without prior permission from the Company. IASL and its affiliates and/or their officers, directors and employees may have positions in any commodities mentioned in this document (or in any related investment) and may from time to time add to or dispose of any such commodities (or investment). Please see the detailed disclaimer at <http://www.agriwatch.com/Disclaimer.asp> © 2022 Indian Agribusiness Systems Limited