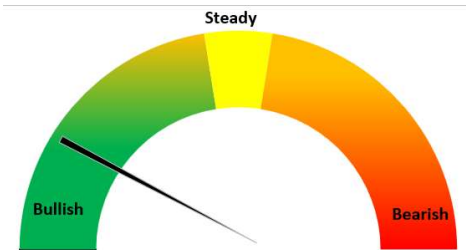


### Today's Update

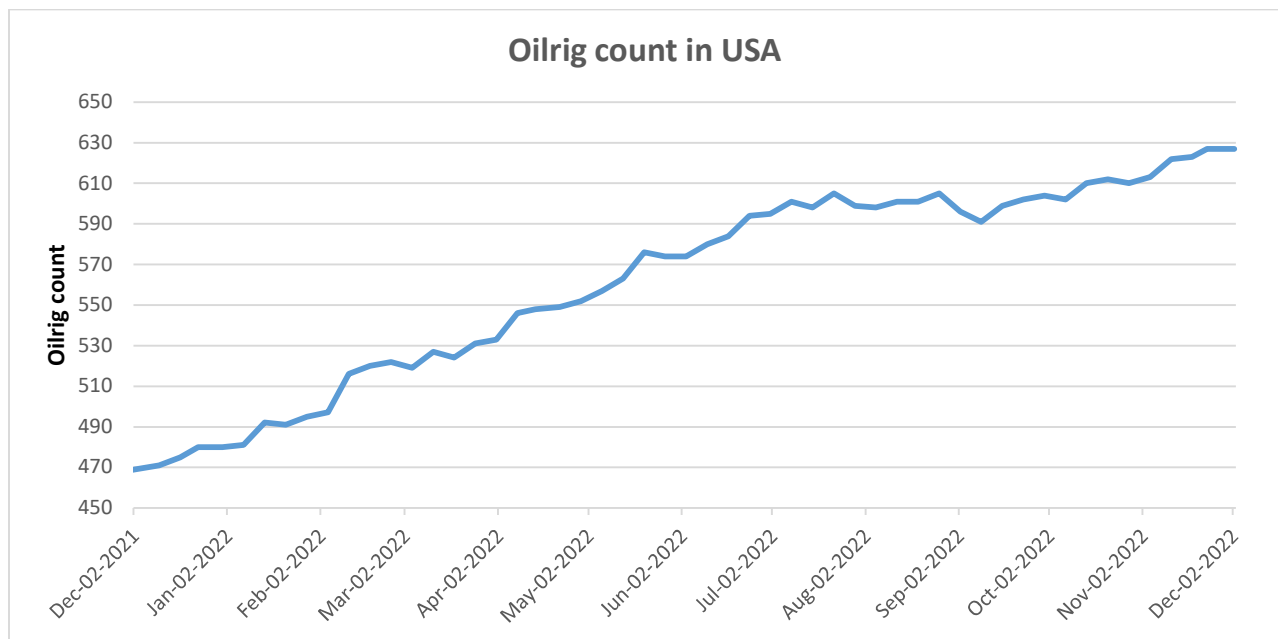
Today, Guar seed Jodhpur delivery prices went down by 1.7% at INR 6,090/Qtl as compared to INR 6,195/Qtl. previous day. In other cash markets too, Guar seed traded with bullish sentiments. In Rajasthan, arrivals went up at 9,160 qtl. Vs 7,850 qtl. previous day. In Haryana too, arrivals went up at 2,100 qtl. Vs 1,840 qtl. previous day. Jodhpur Guar seed delivery prices are expected to trade in the range of Rs. 5,800-6,500/Qtl. in near term amid good arrivals.



Month till date, Guar seed prices went up by 30% at Rs. 6,090/qtl. as compared to October month closing at Rs. 4,673/qtl., however, this week prices have remained steady amid good arrivals and guar gum prices also went up by 43% at Rs. 13,200/qtl. as compared to October month closing at Rs. 9,200/qtl. while a decline of 4.8% in the prices was seen this week. Despite increase in arrivals, guar is trading with firm bias amid good demand in the market.

### Oilrig

As on 02nd Dec '2022, as per data released by Baker Hughes, the number of oilrigs in USA remained steady at 627 as compared to the previous week.



### WTI Crude Oil

WTI Crude oil 08th Dec'22	% Change
08th Dec '22	0.12%
1 Week	-9.54%
Month till date	-9.72%

### Guar Split Exports

India's Guar split exports increased in the month of October '2022 by 2% to 3,800 MT as compared to 3,720 MT previous month. However, the Guar split shipments up by 47% in October '22 compared to the same period last year. Out of the total exports, around 3,120 MT (82.11%) bought by China, 420 MT (11.05%) bought by USA and 260 MT (6.84%) bought by Russia.

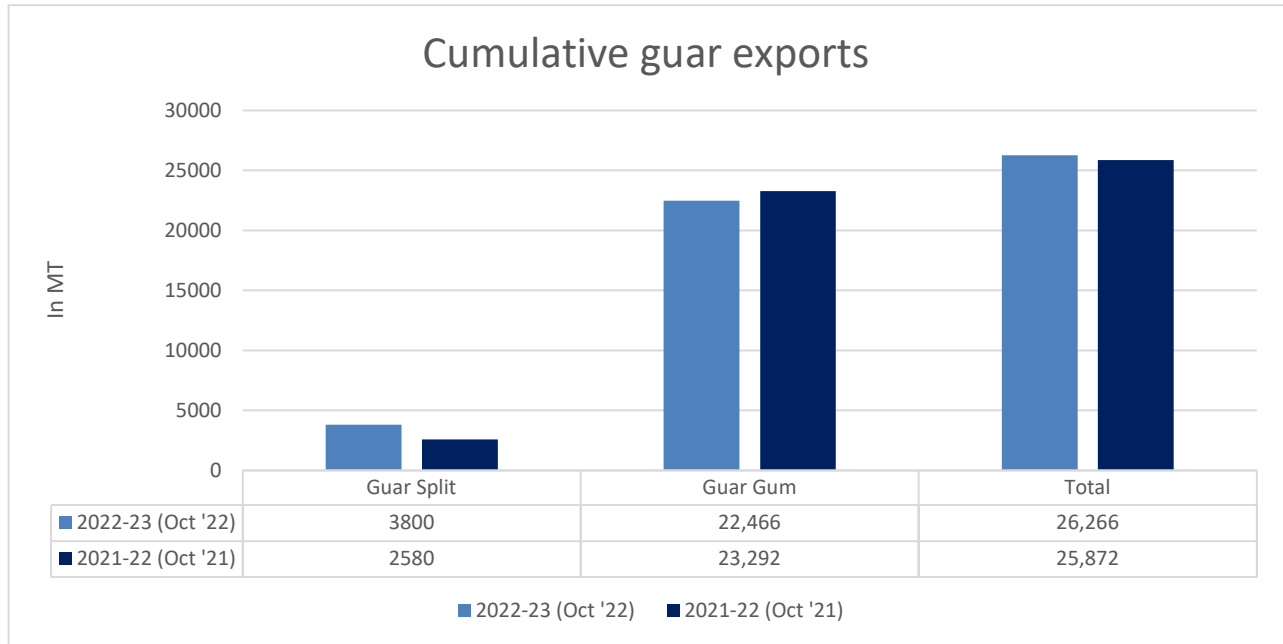
Country	Guar Split exported in Oct '22 (MT)	% Share
CHINA	3120	82.11%
USA	420	11.05%
RUSSIA	260	6.84%
<b>Grand Total</b>	<b>3800</b>	<b>100%</b>

**Guar Gum Exports:** India's Guar gum exports decreased in the month of October '2022 by 0.16% to 22,466 MT compared to 22,503 MT during previous month. The gum shipments were also down by 4% in October 2022 compared to the same period last year. Out of the total exported quantity, around 7008 MT (31.19%) was bought by the US, Russia bought 4,404 MT (19.60%), Germany 2,794 MT (12.43%), China 1,610 MT (7.17%) and Canada 1,483 MT (6.60%). We expect Guar gum export in Nov '22 around 22,000-25,000 tonnes.

Countries	Guar gum exported in Oct '22( MT)	Guar gum export (% Share)
USA	7008	31.19%
RUSSIA	4404	19.60%
GERMANY	2794	12.43%
CHINA	1610	7.17%
CANADA	1483	6.60%
AUSTRALIA	568	2.53%
ITALY	460	2.05%
UNITED KINGDOM	426	1.90%
BRAZIL	346	1.54%
TURKEY	264	1.17%
THAILAND	216	0.96%
NETHERLANDS	209	0.93%
JAPAN	207	0.92%
POLAND	204	0.91%
EGYPT	201	0.89%
SOUTH KOREA	173	0.77%
OTHERS	1894	8.43%
<b>TOTAL</b>	<b>22,466</b>	<b>100%</b>

**Total Cumulative Guar exports** Oct '22 recorded up by 2% to 0.26 Lakh tonnes as compared to 0.25 Lakh tonnes previous year same period.

Attributes	2022-23 (Oct '22)	2021-22 (Oct '21)	% Change
Guar Split	3800	2580	47%
Guar Gum	22,466	23,292	-4%
<b>Total</b>	<b>26,266</b>	<b>25,872</b>	2%



#### NCDEX Futures Market

NCDEX-FUTURES MARKET – Guar Seed									
Contract	% chg	Open	High	Low	Close	Volume	Change	OI	Change
Dec-22	-1.34	5,922	5,976	5,851	5,882	8,170	-3230	11305	-2830
Jan-23	-1.07	6,045	6,105	5,980	6,023	34,605	-14820	52925	1715

NCDEX-FUTURES MARKET- Guar Gum									
Contract	% chg	Open	High	Low	Close	Volume	Change	OI	Change
Dec-22	-0.91	12772	12888	12618	12710	2610	-1270	4755	-1320
Jan-23	-1.35	12950	13099	12805	12860	16265	-7600	42535	-490

<b>Guar seed Stock Position:</b>			
<b>Stocks</b>	<b>Demat</b>	<b>In-Process</b>	<b>Total</b>
	<b>08-Dec-22</b>	<b>08-Dec-22</b>	<b>08-Dec-22</b>
<b>Bikaner</b>	15814	131	<b>15945</b>
<b>Deesa</b>	10	0	<b>10</b>
<b>Sri Ganganagar</b>	586	0	<b>586</b>
<b>Jodhpur</b>	791	0	<b>791</b>
<b>Nokha</b>	-	-	-

<b>Guar Gum Stock Position:</b>			
<b>Stocks</b>	<b>Demat</b>	<b>In-Process</b>	<b>Total</b>
	<b>08-Dec-22</b>	<b>08-Dec-22</b>	<b>08-Dec-22</b>
<b>Deesa</b>	75	40	<b>115</b>
<b>Bikaner</b>	3243	0	<b>3243</b>
<b>Jodhpur</b>	11456	551	<b>12007</b>
<b>Nokha</b>	1373	80	<b>1453</b>
<b>Sri Ganganagar</b>	155	0	<b>155</b>

<b>Churi and Korma Prices:</b>		<b>09-Dec-22</b>
<b>Commodity</b>	<b>Centre</b>	<b>Rs. /75 kg.</b>
<b>Churi</b>	Jodhpur	2200
<b>Korma</b>	Jodhpur	2925

Guar seed EDD:					
	10-Dec-22	10-Jan-23	10-Feb-23	10-Mar-23	10-Apr-23
<b>Bikaner</b>	2060	4458	1395	199	190
<b>Deesa</b>	10	-	-	-	-
<b>Sri Ganganagar</b>	-	60	-	-	-
<b>Jodhpur</b>	-	-	-	-	-
<b>Nokha</b>	-	-	-	-	-

Guar Gum EDD:					
	10-Dec-22	10-Jan-23	10-Feb-23	10-Mar-23	10-Apr-23
<b>Deesa</b>	-	-	-	-	-
<b>Bikaner</b>	-	488	448	189	228
<b>Jodhpur</b>	20	1636	850	69	139
<b>Nokha</b>	-	130	65	40	20
<b>Sri Ganganagar</b>	-	20	115	-	-

Guar Seed Prices at Key Spot Markets:					
Commodity	District	Centre	Prices (Rs/Qtl)		Change
			9-Dec-22	8-Dec-22	
Guar Seed					
Rajasthan	Jodhpur	Jodhpur (Loose)	5800	5900	-100
		Jodhpur (Delivery)	6090	6195	-105
	Sri-Ganganagar	Sri-Ganganagar (Loose)	5750	5800	-50
		Sri-Ganganagar (Delivery)	5900	5950	-50
		Rawla (Loose)	NR	NR	-
		Gharsana (Loose)	NA	NA	-
		Raisinghnagar (Loose)	5850	5950	-100
	Bikaner	Bikaner (Loose)	5780	5850	-70
		Bikaner (Delivery)	6069	6143	-74
		Nokha(Loose)	5800	6000	-200
		Nokha (Delivery)	6090	6300	-210

		Khajuwala (Loose)	5800	5900	-100
		Khajuwala (Delivery)	6090	6195	-105
		Lunkaransar (Loose)	6143	NR	-
	Hanumangarh	Hanumangarh (Loose)	5750	5950	-200
		Hanumangarh (Delivery)	6038	6248	-210
		Nohar (Loose)	NA	NA	-
		Pilibanga (Loose)	5860	5860	Unch
	Nagaur	Nagaur (Loose)	5750	5900	-150
	Churu	Churu (Delivery)	NR	6000	-
	Alwar	Alwar (Loose)	NR	5700	-
Haryana	Hisar	Adampur (Loose)	5800	5850	-50
		Adampur (Delivery)	6090	6143	-53
	Bhiwani	Bhiwani (Delivery)	6100	5800	300
		Siwani (Loose)	5900	6030	-130
	Sirsa	Sirsa (Loose)	5750	5800	-50
		Dhabwali (Loose)	5750	5950	-200
		Dhabwali (Delivery)	6038	6248	-210
		Ellanabad (Loose)	NA	5700	-
	Fatehabad	Fatehabad (Loose)	5600	5600	Unch
Gujarat	Banaskantha	Deesa (Loose)	5730	NA	-
	Patan	Patan (Loose)	5625	5635	-10
	Rajkot	Rajkot (Loose)	5840	5955	-115
	Jamnagar	Dhrol (Loose)	NA	NA	-
Madhya Pradesh	Gwalior	Dabra (Loose)	NA	NA	-
<b>Guar Gum</b>					
Rajasthan	Jodhpur	Jodhpur	13200	13200	Unch
	Alwar	Alwar	NR	13000	-
	Hanumangarh	Nohar	NA	NA	-
Haryana	Bhiwani	Bhiwani	12900	12275	625
	Sirsa	Sirsa	12900	13200	-300
		Dhabwali	12900	13200	-300
		Ellanabad	NA	13200	-
	Fatehabad	Fatehabad	12900	13000	-100

Guar Seed Arrivals in Key Centers					
Commodity	District	Centre	Arrivals (Quintals)		Change
			9-Dec-22	8-Dec-22	
Rajasthan	Jodhpur	Jodhpur	200	250	-50
	Sri-Ganganagar	Sri-Ganganagar	200	300	-100

		Rawla	NR	NR	-
		Gharsana	NA	NA	-
		Raisinghnagar	100	300	-200
	Bikaner	Bikaner	2000	400	1600
		Nokha	2000	2000	Unch
		Khajuwala	2500	2000	500
		Lunkaransar	1000	NR	-
	Hanumangarh	Hanumangarh	60	500	-440
		Nohar	NA	NA	-
		Pilibanga	100	100	Unch
	Nagaur	Nagaur	1000	1500	-500
	Churu	Churu	NR	500	-
	Alwar	Alwar	NR	NR	-
Haryana	Hisar	Adampur	100	800	-700
	Bhiwani	Bhiwani	200	200	Unch
		Siwani	1200	200	1000
	Sirsa	Sirsa	500	400	100
		Dhabwali	50	30	20
		Ellanabad	NA	160	-
	Fatehabad	Fatehabad	50	50	Unch
Gujarat	Banaskantha	Deesa	29	NA	-
	Patan	Patan	45	9	36
	Rajkot	Rajkot	150	300	-150
	Jamnagar	Dhrol	NA	NA	-
Madhya Pradesh	Gwalior	Dabra	NA	NA	-
<b>Total Arrivals/Above Markets</b>			<b>11484</b>	<b>9999</b>	<b>1485</b>

#### Disclaimer

The information and opinions contained in the document have been compiled from sources believed to be reliable. The company does not warrant its accuracy, completeness and correctness. Use of data and information contained in this report is at your own risk. This document is not, and should not be construed as, an offer to sell or solicitation to buy any commodities. This document may not be reproduced, distributed or published, in whole or in part, by any recipient hereof for any purpose without prior permission from the Company. IASL and its affiliates and/or their officers, directors and employees may have positions in any commodities mentioned in this document (or in any related investment) and may from time to time add to or dispose of any such commodities (or investment). Please see the detailed disclaimer at <http://www.agriwatch.com/Disclaimer.asp> © 2022 Indian Agribusiness Systems Limited