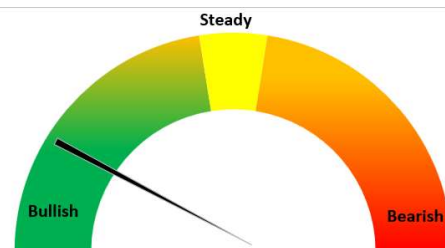


### Today's Update

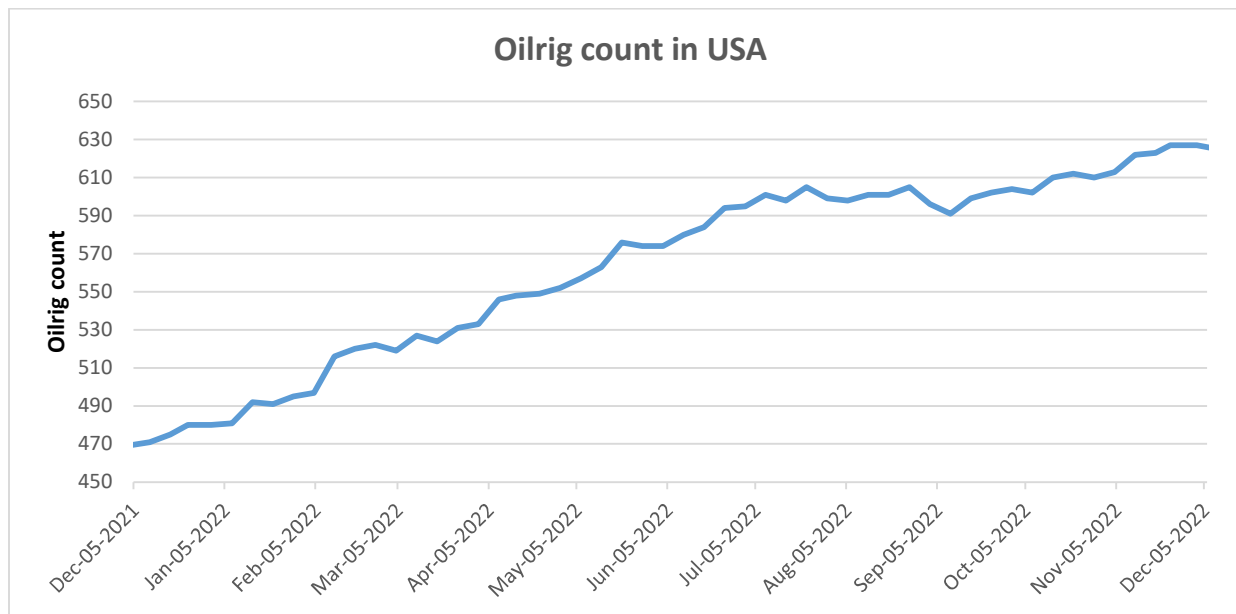
Today, Guar seed Jodhpur delivery prices remained steady at INR 6,169/Qtl as compared to the previous day. However, in other cash markets, Guar seed traded with mixed sentiments. In Rajasthan, arrivals went up at 10,070 qtl. Vs 7,400 qtl. previous day. In Haryana too, arrivals went down at 2,250 qtl. Vs 2,750 qtl. previous day. Jodhpur Guar seed delivery prices are expected to trade in the range of Rs. 5,600-6,200/Qtl. in near term amid good arrivals.



Month till date, Guar seed prices went up by 32% at Rs. 6,169/qtl. as compared to October month closing at Rs. 4,673/qtl., this week prices have increased by 1.3% and guar gum prices also went up by 34% at Rs. 12,300/qtl. as compared to October month closing at Rs. 9,200/qtl. while a decline of 5% in the prices was seen this week.

### Oilrig

As on 09th Dec '2022, as per data released by Baker Hughes, the number of oilrigs in USA decreased by 2 to 625 as compared to the previous week at 627.



### WTI Crude Oil

WTI Crude oil 09th Dec'22	% Change
09th Dec '22	-0.78%
1 Week	-10.96%
Month till date	-11.25%

### Guar Split Exports

India's Guar split exports increased in the month of October '2022 by 2% to 3,800 MT as compared to 3,720 MT previous month. However, the Guar split shipments up by 47% in October '22 compared to the same period last year. Out of the total exports, around 3,120 MT (82.11%) bought by China, 420 MT (11.05%) bought by USA and 260 MT (6.84%) bought by Russia.

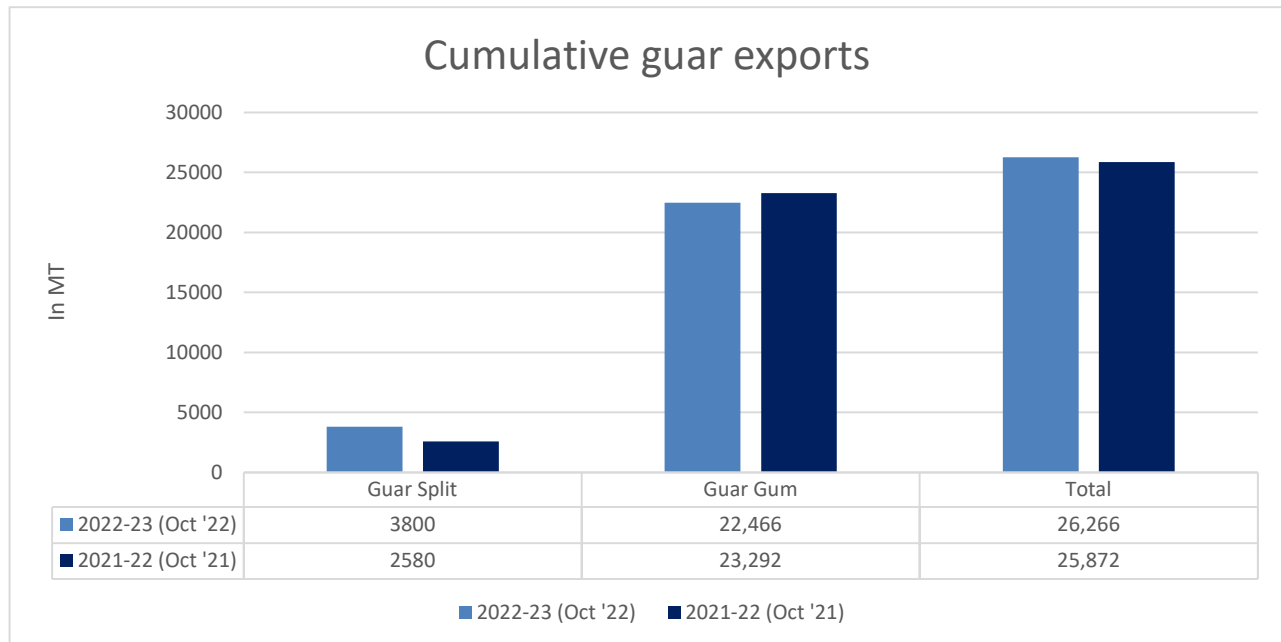
Country	Guar Split exported in Oct '22 (MT)	% Share
CHINA	3120	82.11%
USA	420	11.05%
RUSSIA	260	6.84%
Grand Total	3800	100%

**Guar Gum Exports:** India's Guar gum exports decreased in the month of October '2022 by 0.16% to 22,466 MT compared to 22,503 MT during previous month. The gum shipments were also down by 4% in October 2022 compared to the same period last year. Out of the total exported quantity, around 7008 MT (31.19%) was bought by the US, Russia bought 4,404 MT (19.60%), Germany 2,794 MT (12.43%), China 1,610 MT (7.17%) and Canada 1,483 MT (6.60%). We expect Guar gum export in Nov '22 around 22,000-25,000 tonnes.

Countries	Guar gum exported in Oct '22( MT)	Guar gum export (% Share)
USA	7008	31.19%
RUSSIA	4404	19.60%
GERMANY	2794	12.43%
CHINA	1610	7.17%
CANADA	1483	6.60%
AUSTRALIA	568	2.53%
ITALY	460	2.05%
UNITED KINGDOM	426	1.90%
BRAZIL	346	1.54%
TURKEY	264	1.17%
THAILAND	216	0.96%
NETHERLANDS	209	0.93%
JAPAN	207	0.92%
POLAND	204	0.91%
EGYPT	201	0.89%
SOUTH KOREA	173	0.77%
OTHERS	1894	8.43%
TOTAL	22,466	100%

**Total Cumulative Guar exports**  
Oct '22 recorded up by 2% to 0.26 Lakh tonnes as compared to 0.25 Lakh tonnes previous year same period.

Attributes	2022-23 (Oct '22)	2021-22 (Oct '21)	% Change
Guar Split	3800	2580	47%
Guar Gum	22,466	23,292	-4%
Total	26,266	25,872	2%


**NCDEX Futures Market**
**NCDEX-FUTURES MARKET – Guar Seed**

Contract	% chg	Open	High	Low	Close	Volume	Change	OI	Change
Jan-23	-0.34	5,989	5,989	5,822	5,914	38,115	-13905	57590	505
Feb-23	-0.30	6,044	6,058	5,900	5,991	1,355	280	3735	1100

**NCDEX-FUTURES MARKET- Guar Gum**

Contract	% chg	Open	High	Low	Close	Volume	Change	OI	Change
Jan-23	-0.27	12630	12630	12190	12450	15475	-7300	45000	620
Feb-23	+0.77	12700	12750	12375	12650	1410	1200	2065	960



Guar seed Stock Position:			
Stocks	Demat	In-Process	Total
	13-Dec-22	13-Dec-22	13-Dec-22
Bikaner	13909	80	13989
Deesa	-	-	0
Sri Ganganagar	586	20	606
Jodhpur	791	0	791
Nokha	-	-	-

Guar Gum Stock Position:			
Stocks	Demat	In-Process	Total
	13-Dec-22	13-Dec-22	13-Dec-22
Deesa	75	0	75
Bikaner	3343	20	3363
Jodhpur	11808	860	12668
Nokha	1472	30	1502
Sri Ganganagar	155	0	155

Churi and Korma Prices:		14-Dec-22
Commodity	Centre	Rs. /75 kg.
Churi	Jodhpur	2000
Korma	Jodhpur	3000



Guar seed EDD:					
	10-Dec-22	10-Jan-23	10-Feb-23	10-Mar-23	10-Apr-23
<b>Bikaner</b>	-	4282	1395	199	190
<b>Deesa</b>	10	-	-	-	-
<b>Sri Ganganagar</b>	-	60	-	-	-
<b>Jodhpur</b>	-	-	-	-	-
<b>Nokha</b>	-	-	-	-	-

Guar Gum EDD:					
	10-Dec-22	10-Jan-23	10-Feb-23	10-Mar-23	10-Apr-23
<b>Deesa</b>	-	-	-	-	-
<b>Bikaner</b>	-	488	448	189	228
<b>Jodhpur</b>	-	1268	850	69	139
<b>Nokha</b>	-	130	65	40	20
<b>Sri Ganganagar</b>	-	20	115	-	-

Guar Seed Prices at Key Spot Markets:					
Commodity	District	Centre	Prices (Rs/Qtl)		Change
Guar Seed			14-Dec-22	13-Dec-22	
Rajasthan	Jodhpur	Jodhpur (Loose)	5875	5875	Unch
		Jodhpur (Delivery)	6169	6169	Unch
	Sri-Ganganagar	Sri-Ganganagar(Loose)	5750	5750	Unch
		Sri-Ganganagar (Delivery)	5900	5900	Unch
		Rawla (Loose)	NR	NR	-
		Gharsana (Loose)	NA	NA	-
		Raisinghnagar (Loose)	5700	5700	Unch
	Bikaner	Bikaner (Loose)	5675	5575	100
		Bikaner (Delivery)	5959	5854	105
		Nokha(Loose)	5700	5750	-50
		Nokha (Delivery)	5985	6038	-53

		Khajuwala (Loose)	5700	5800	-100
		Khajuwala (Delivery)	5985	6090	-105
		Lunkaransar (Loose)	5933	5880	53
	Hanumangarh	Hanumangarh (Loose)	5550	5500	50
		Hanumangarh (Delivery)	5828	5775	53
		Nohar (Loose)	NA	NA	-
		Pilibanga (Loose)	NA	NA	-
	Nagaur	Nagaur (Loose)	5575	5550	25
	Churu	Churu (Delivery)	5800	5850	-50
	Alwar	Alwar (Loose)	5600	5600	Unch
Haryana	Hisar	Adampur (Loose)	5800	5700	100
		Adampur (Delivery)	6090	5985	105
	Bhiwani	Bhiwani (Delivery)	6050	6050	Unch
		Siwani (Loose)	5800	5830	-30
	Sirsa	Sirsa (Loose)	5600	5700	-100
		Dhabwali (Loose)	5650	5500	150
		Dhabwali (Delivery)	5933	5775	158
		Ellanabad (Loose)	5600	5640	-40
	Fatehabad	Fatehabad (Loose)	5400	5500	-100
Gujarat	Banaskantha	Deesa (Loose)	NA	5680	-
	Patan	Patan (Loose)	5425	5360	65
	Rajkot	Rajkot (Loose)	5825	5805	20
	Jamnagar	Dhrol (Loose)	5700	NA	-
Madhya Pradesh	Gwalior	Dabra (Loose)	NA	NA	-
Guar Gum					
Rajasthan	Jodhpur	Jodhpur	12300	12300	Unch
	Alwar	Alwar	12300	12300	Unch
	Hanumangarh	Nohar	NA	NA	-
Haryana	Bhiwani	Bhiwani	12500	12500	Unch
	Sirsa	Sirsa	12300	12300	Unch
		Dhabwali	12300	12300	Unch
		Ellanabad	12300	12300	Unch
	Fatehabad	Fatehabad	12300	12300	Unch

Guar Seed Arrivals in Key Centers					
Commodity	District	Centre	Arrivals (Quintals)		Change
Guar Seed			14-Dec-22	13-Dec-22	
Rajasthan	Jodhpur	Jodhpur	250	250	Unch
	Sri-Ganganagar	Sri-Ganganagar	300	200	100

		Rawla	NR	NR	-
		Gharsana	NA	NA	-
		Raisinghnagar	350	350	Unch
	Bikaner	Bikaner	2500	3000	-500
		Nokha	1300	1500	-200
		Khajuwala	2500	2000	500
		Lunkaransar	1600	1500	100
	Hanumangarh	Hanumangarh	70	100	-30
		Nohar	NA	NA	-
		Pilibanga	NA	NA	-
	Nagaur	Nagaur	700	1000	-300
	Churu	Churu	500	500	Unch
	Alwar	Alwar	NA	NA	-
Haryana	Hisar	Adampur	800	1500	-700
	Bhiwani	Bhiwani	150	150	Unch
		Siwani	500	800	-300
	Sirsa	Sirsa	300	400	-100
		Dhabwali	200	150	50
		Ellanabad	250	300	-50
	Fatehabad	Fatehabad	50	50	Unch
Gujarat	Banaskantha	Deesa	NA	36	-
	Patan	Patan	73	7	66
	Rajkot	Rajkot	125	225	-100
	Jamnagar	Dhrol	5	NA	-
Madhya Pradesh	Gwalior	Dabra	NA	NA	-
Total Arrivals/Above Markets			12523	14018	-1496

**Disclaimer**

The information and opinions contained in the document have been compiled from sources believed to be reliable. The company does not warrant its accuracy, completeness and correctness. Use of data and information contained in this report is at your own risk. This document is not, and should not be construed as, an offer to sell or solicitation to buy any commodities. This document may not be reproduced, distributed or published, in whole or in part, by any recipient hereof for any purpose without prior permission from the Company. IASL and its affiliates and/or their officers, directors and employees may have positions in any commodities mentioned in this document (or in any related investment) and may from time to time add to or dispose of any such commodities (or investment). Please see the detailed disclaimer at <http://www.agriwatch.com/Disclaimer.asp> © 2022 Indian Agribusiness Systems Limited