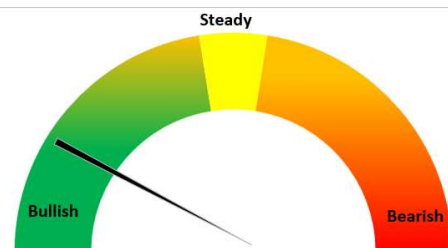


### Today's Update

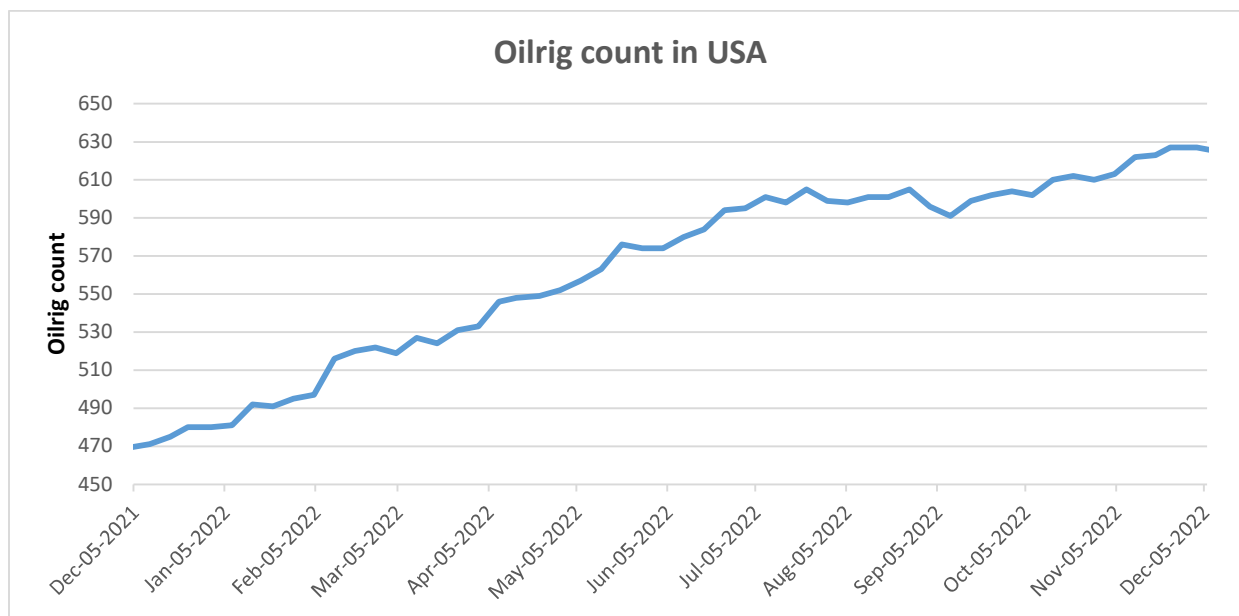
Today, Guar seed Jodhpur delivery prices went marginally up by 0.4% at INR 6,195/Qtl as compared to INR 6,169/Qtl the previous day. However, in other cash markets, Guar seed traded with mixed sentiments. In Rajasthan, arrivals went down at 9,730 qtl. Vs 10,070 qtl. previous day. In Haryana too, arrivals went down at 1,830 qtl. Vs 2,250 qtl. previous day. Jodhpur Guar seed delivery prices are expected to trade in the range of Rs. 5,600-6,400/Qtl. in near term amid shrink in arrivals.



Month till date, Guar seed prices went up by 37% at Rs. 6,195/qtl. as compared to October month closing at Rs. 4,673/qtl., seed prices this week increased by 1.7% and guar gum prices also went up by 37% at Rs. 12,600/qtl. as compared to October month closing at Rs. 9,200/qtl. while a decline of 3% in the gum prices was seen this week.

### Oilrig

As on 09th Dec '2022, as per data released by Baker Hughes, the number of oilrigs in USA decreased by 2 to 625 as compared to the previous week at 627.



**WTI Crude Oil**

WTI Crude oil 09th Dec'22	% Change
09th Dec '22	-0.78%
1 Week	-10.96%
Month till date	-11.25%

**Guar Split Exports**

India's Guar split exports increased in the month of October '2022 by 2% to 3,800 MT as compared to 3,720 MT previous month. However, the Guar split shipments up by 47% in October '22 compared to the same period last year. Out of the total exports, around 3,120 MT (82.11%) bought by China, 420 MT (11.05%) bought by USA and 260 MT (6.84%) bought by Russia.

Country	Guar Split exported in Oct '22 (MT)	% Share
CHINA	3120	82.11%
USA	420	11.05%
RUSSIA	260	6.84%
<b>Grand Total</b>	<b>3800</b>	<b>100%</b>

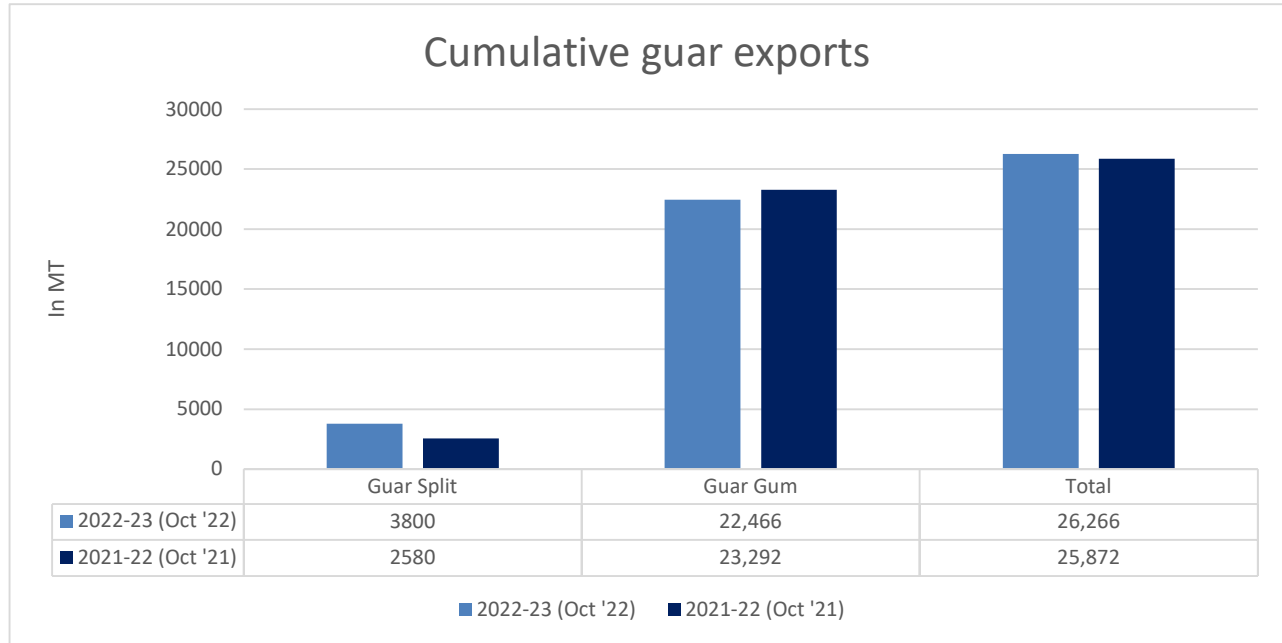
**Guar Gum Exports:** India's Guar gum exports decreased in the month of October '2022 by 0.16% to 22,466 MT compared to 22,503 MT during previous month. The gum shipments were also down by 4% in October 2022 compared to the same period last year. Out of the total exported quantity, around 7008 MT (31.19%) was bought by the US, Russia bought 4,404 MT (19.60%), Germany 2,794 MT (12.43%), China 1,610 MT (7.17%) and Canada 1,483 MT (6.60%). We expect Guar gum export in Nov '22 around 22,000-25,000 tonnes.

Countries	Guar gum exported in Oct '22( MT)	Guar gum export (% Share)
USA	7008	31.19%
RUSSIA	4404	19.60%
GERMANY	2794	12.43%
CHINA	1610	7.17%
CANADA	1483	6.60%
AUSTRALIA	568	2.53%
ITALY	460	2.05%
UNITED KINGDOM	426	1.90%
BRAZIL	346	1.54%
TURKEY	264	1.17%
THAILAND	216	0.96%
NETHERLANDS	209	0.93%
JAPAN	207	0.92%
POLAND	204	0.91%
EGYPT	201	0.89%
SOUTH KOREA	173	0.77%
OTHERS	1894	8.43%
<b>TOTAL</b>	<b>22,466</b>	<b>100%</b>

**Total Cumulative Guar exports**  
Oct '22 recorded up by 2% to 0.26 Lakh tonnes as compared to 0.25

Attributes	2022-23 (Oct '22)	2021-22 (Oct '21)	% Change
Guar Split	3800	2580	47%
Guar Gum	22,466	23,292	-4%
<b>Total</b>	<b>26,266</b>	<b>25,872</b>	<b>2%</b>

Lakh tonnes previous year same period.



### NCDEX Futures Market

#### NCDEX-FUTURES MARKET – Guar Seed

Contract	% chg	Open	High	Low	Close	Volume	Change	OI	Change
Jan-23	+1.51	5,928	6,034	5,906	5,992	31,260	-20760	54900	-2185
Feb-23	+1.86	6,001	6,112	5,984	6,082	4,005	2930	5155	2520

#### NCDEX-FUTURES MARKET- Guar Gum

Contract	% chg	Open	High	Low	Close	Volume	Change	OI	Change
Jan-23	+0.85	12514	12650	12450	12570	9290	-13485	44265	-115
Feb-23	+0.81	12666	12785	12630	12747	1050	840	2695	1590

Guar seed Stock Position:			
Stocks	Demat	In-Process	Total
	14-Dec-22	14-Dec-22	14-Dec-22
Bikaner	13909	160	14069
Deesa	-	-	0
Sri Ganganagar	586	69	655
Jodhpur	791	0	791
Nokha	-	-	-

Guar Gum Stock Position:			
Stocks	Demat	In-Process	Total
	14-Dec-22	14-Dec-22	14-Dec-22
Deesa	75	0	75
Bikaner	3363	0	3363
Jodhpur	12156	774	12930
Nokha	1412	20	1432
Sri Ganganagar	135	0	135

Churi and Korma Prices:		15-Dec-22
Commodity	Centre	Rs. /75 kg.
Churi	Jodhpur	2000
Korma	Jodhpur	3000



Guar seed EDD:					
	10-Dec-22	10-Jan-23	10-Feb-23	10-Mar-23	10-Apr-23
<b>Bikaner</b>	-	4282	1395	199	190
<b>Deesa</b>	10	-	-	-	-
<b>Sri Ganganagar</b>	-	60	-	-	-
<b>Jodhpur</b>	-	-	-	-	-
<b>Nokha</b>	-	-	-	-	-

Guar Gum EDD:					
	10-Dec-22	10-Jan-23	10-Feb-23	10-Mar-23	10-Apr-23
<b>Deesa</b>	-	-	-	-	-
<b>Bikaner</b>	-	488	448	189	228
<b>Jodhpur</b>	-	1268	850	69	139
<b>Nokha</b>	-	130	65	40	20
<b>Sri Ganganagar</b>	-	-	115	-	-

Guar Seed Prices at Key Spot Markets:					
Commodity	District	Centre	Prices (Rs/Qtl)		Change
Guar Seed			15-Dec-22	14-Dec-22	
Rajasthan	Jodhpur	Jodhpur (Loose)	5900	5875	25
		Jodhpur(Delivery)	6195	6169	26
	Sri-Ganganagar	Sri-Ganganagar(Loose)	5750	5750	Unch
		Sri-Ganganagar (Delivery)	5900	5900	Unch
		Rawla (Loose)	NR	5755	-
		Gharsana (Loose)	NA	NA	-
		Raisinghnagar (Loose)	5750	5700	50
	Bikaner	Bikaner (Loose)	5800	5675	125
		Bikaner (Delivery)	6090	5959	131
		Nokha(Loose)	5750	5700	50
		Nokha (Delivery)	6038	5985	53

		Khajuwala (Loose)	5700	5700	Unch
		Khajuwala (Delivery)	5985	5985	Unch
		Lunkaransar (Loose)	5964	5933	31
	Hanumangarh	Hanumangarh (Loose)	5550	5550	Unch
		Hanumangarh (Delivery)	5828	5828	Unch
		Nohar (Loose)	NA	5785	-
		Pilibanga (Loose)	NA	5685	-
	Nagaur	Nagaur (Loose)	5650	5575	75
	Churu	Churu (Delivery)	5800	5800	Unch
	Alwar	Alwar (Loose)	5600	5600	Unch
Haryana	Hisar	Adampur (Loose)	5750	5800	-50
		Adampur (Delivery)	6038	6090	-53
	Bhiwani	Bhiwani (Delivery)	5925	6050	-125
		Siwani (Loose)	5850	5800	50
	Sirsa	Sirsa (Loose)	5700	5600	100
		Dhabwali (Loose)	5725	5650	75
		Dhabwali (Delivery)	6011	5933	79
		Ellanabad (Loose)	5700	5600	100
	Fatehabad	Fatehabad (Loose)	5500	5400	100
Gujarat	Banaskantha	Deesa (Loose)	NA	NA	-
	Patan	Patan (Loose)	5590	5425	165
	Rajkot	Rajkot (Loose)	5875	5825	50
	Jamnagar	Dhrol (Loose)	NA	5700	-
Madhya Pradesh	Gwalior	Dabra (Loose)	NA	NA	-
Guar Gum					
Rajasthan	Jodhpur	Jodhpur	12600	12300	300
	Alwar	Alwar	12600	12300	300
	Hanumangarh	Nohar	NA	-	-
Haryana	Bhiwani	Bhiwani	12600	12500	100
	Sirsa	Sirsa	12600	12300	300
		Dhabwali	12600	12300	300
		Ellanabad	12600	12300	300
	Fatehabad	Fatehabad	12600	12300	300

Guar Seed Arrivals in Key Centers					
Commodity	District	Centre	Arrivals (Quintals)		Change
Guar Seed			15-Dec-22	14-Dec-22	
Rajasthan	Jodhpur	Jodhpur	250	250	Unch
	Sri-Ganganagar	Sri-Ganganagar	300	300	Unch

		Rawla	NR	552	-
		Gharsana	NA	NA	-
		Raisinghnagar	300	350	-50
	Bikaner	Bikaner	3000	2500	500
		Nokha	1500	1300	200
		Khajuwala	2000	2500	-500
		Lunkaransar	1500	1600	-100
	Hanumangarh	Hanumangarh	80	70	10
		Nohar	NA	240	-
		Pilibanga	NA	130	-
	Nagaur	Nagaur	300	700	-400
	Churu	Churu	500	500	Unch
	Alwar	Alwar	NA	NA	-
Haryana	Hisar	Adampur	500	800	-300
	Bhiwani	Bhiwani	230	150	80
		Siwani	300	500	-200
	Sirsa	Sirsa	400	300	100
		Dhabwali	150	200	-50
		Ellanabad	200	250	-50
	Fatehabad	Fatehabad	50	50	Unch
Gujarat	Banaskantha	Deesa	NA	NA	-
	Patan	Patan	43	73	-30
	Rajkot	Rajkot	250	125	125
	Jamnagar	Dhrol	NA	5	-
Madhya Pradesh	Gwalior	Dabra	NA	NA	-
Total Arrivals/Above Markets			11853	13445	-1592

**Disclaimer**

The information and opinions contained in the document have been compiled from sources believed to be reliable. The company does not warrant its accuracy, completeness and correctness. Use of data and information contained in this report is at your own risk. This document is not, and should not be construed as, an offer to sell or solicitation to buy any commodities. This document may not be reproduced, distributed or published, in whole or in part, by any recipient hereof for any purpose without prior permission from the Company. IASL and its affiliates and/or their officers, directors and employees may have positions in any commodities mentioned in this document (or in any related investment) and may from time to time add to or dispose of any such commodities (or investment). Please see the detailed disclaimer at <http://www.agriwatch.com/Disclaimer.asp> © 2022 Indian Agribusiness Systems Limited