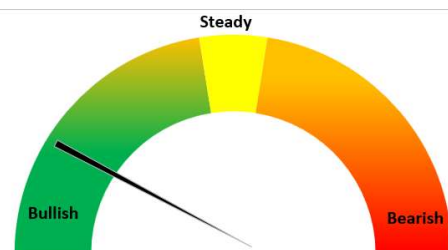


#### Today's Update

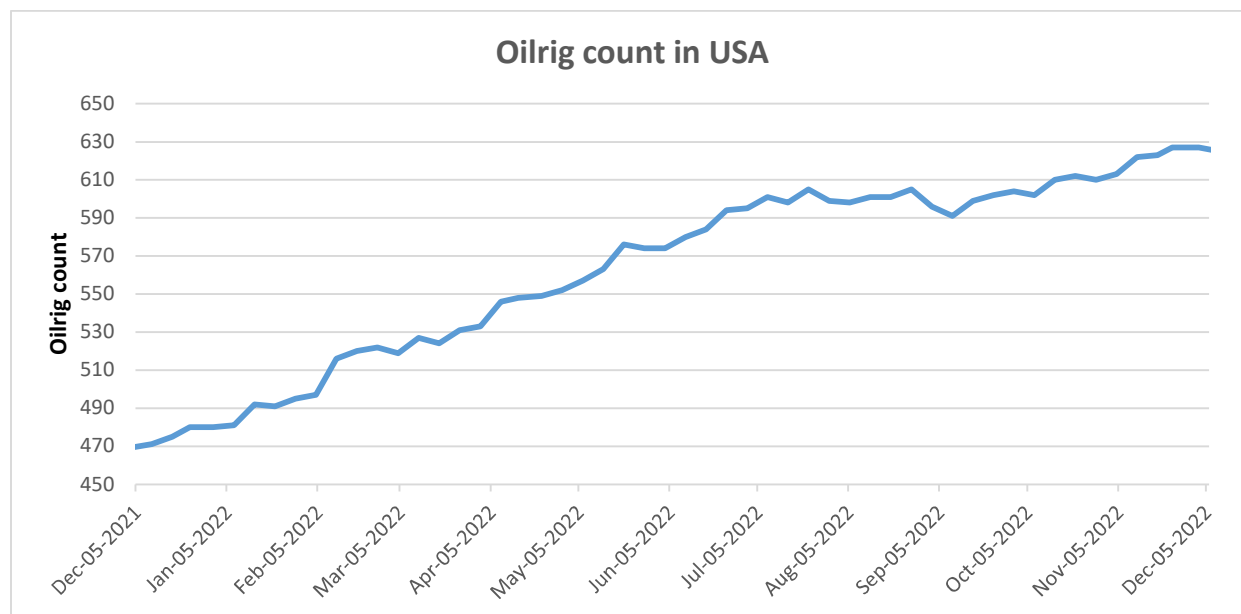
Today, Guar seed Jodhpur delivery prices went marginally up by 0.8% at INR 6,248/Qtl as compared to INR 6,195/Qtl the previous day. However, in other cash markets, Guar seed traded with mixed sentiments. In Rajasthan, arrivals went down at 9,650 qtl. Vs 9,730 qtl. previous day. While in Haryana, arrivals went up at 2,940 qtl. Vs 1,830qtl. previous day. Jodhpur Guar seed delivery prices are expected to trade in the range of Rs. 5,600-6,400/Qtl. in near term amid shrink in arrivals.



Month till date, Guar seed prices went up by 34% at Rs. 6,248/qtl. as compared to October month closing at Rs. 4,673/qtl., seed prices this week increased by 1.7% and in Guar gum too, the prices went up by 38% at Rs. 12,700/qtl. as compared to October month closing at Rs. 9,200/qtl. while a decline of 2.3% in the gum prices was seen this week.

#### Oilrig

As on 09th Dec '2022, as per data released by Baker Hughes, the number of oilrigs in USA decreased by 2 to 625 as compared to the previous week at 627.



**WTI Crude Oil**

WTI Crude oil 16th Dec'22	% Change
16th Dec '22	-2.83%
1 Week	4.07%
Month till date	-7.65%

**Guar Split Exports**

India's Guar split exports increased in the month of November '2022 by 18% to 4,500 MT as compared to 3,800 MT previous month. However, the Guar split shipments up by 72%

Country	Guar Split exported in Nov '22 (MT)	% Share
CHINA	2900	64.44%
USA	900	20.00%
CANADA	580	12.89%
RUSSIA	120	2.67%
Grand Total	4500	100.00%

in November '22 compared to the same period last year. Out of the total exports, around 2,900 MT (64.44%) was bought by China, 900 MT (20%) bought by the USA, 580 MT (12.89%) by Canada and 120 MT (2.67%) bought by Russia.

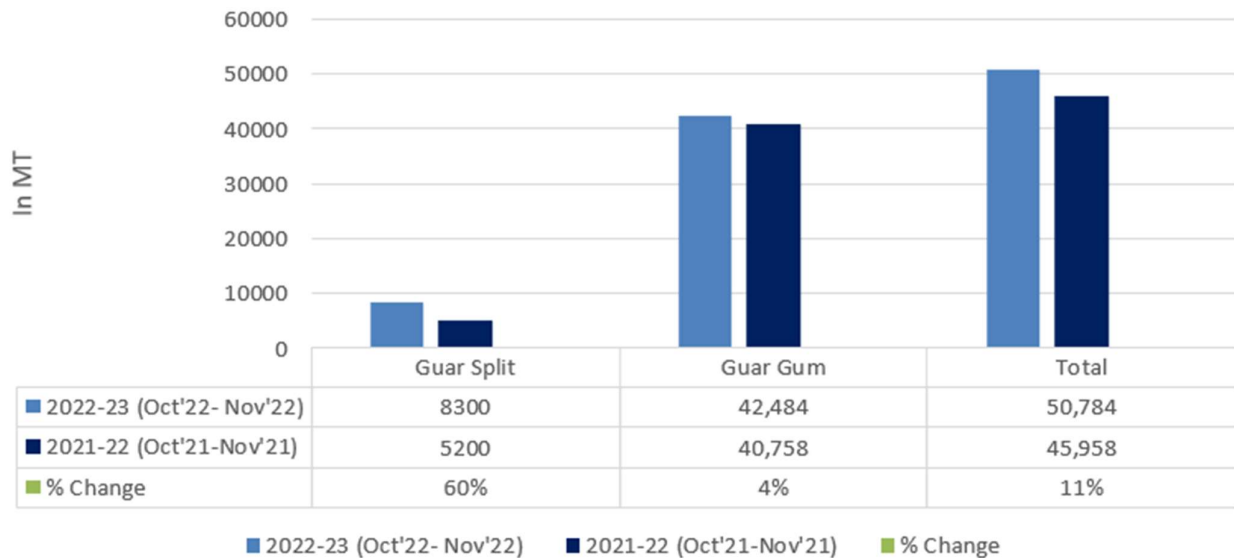
**Guar Gum Exports:** India's Guar gum exports decreased in the month of November '2022 by 11% to 20,018 MT compared to 22,466 MT during previous month. However, the gum shipments went up by 15% in November 2022 compared to the same period last year. Out of the total exported quantity, around 7975 MT (39.84%) was bought by the US, Russia bought 2,776 MT (13.87%), Germany 1,650 MT (8.24%), China 852 MT (4.26%) and Canada 739 MT (3.69%). We expect Guar gum export in Dec '22 around 22,000-25,000 tonnes.

Countries	Guar gum exported in Nov '22( MT)	Guar gum export (% Share)
USA	7975	39.84%
RUSSIA	2776	13.87%
GERMANY	1650	8.24%
CHINA	852	4.26%
CANADA	739	3.69%
AUSTRALIA	621	3.10%
UNITED KINGDOM	441	2.20%
BRAZIL	434	2.17%
ITALY	417	2.08%
DOMINICAN REPUBLIC	378	1.89%
UAE	266	1.33%
POLAND	254	1.27%
TURKEY	227	1.13%
FRANCE	222	1.11%
THAILAND	219	1.10%
OTHERS	2546	12.72%
TOTAL	20018	100.00%

**Total Cumulative Guar exports** Oct-Nov '22 went by 11% to 0.50 Lakh tonnes as compared to 0.45 Lakh tonnes previous year same period.

Attributes	2022-23 (Oct'22- Nov'22)	2021-22 (Oct'21-Nov'21)	% Change
Guar Split	8300	5200	60%
Guar Gum	42,484	40,758	4%
Total	50,784	45,958	11%

### Cumulative guar exports



### NCDEX Futures Market

#### NCDEX-FUTURES MARKET – Guar Seed

Contract	% chg	Open	High	Low	Close	Volume	Change	OI	Change
Jan-23	-2.25	5,960	6,045	5,855	5,872	33,895	-18125	54060	-3025
Feb-23	-2.18	6,095	6,121	5,932	5,960	2,045	970	6425	3790

#### NCDEX-FUTURES MARKET- Guar Gum

Contract	% chg	Open	High	Low	Close	Volume	Change	OI	Change
Jan-23	-2.79	12600	12710	12250	12260	11270	-11505	42950	-1430
Feb-23	-2.57	12820	12833	12440	12440	680	470	3065	1960



Guar seed Stock Position:			
Stocks	Demat	In-Process	Total
	15-Dec-22	15-Dec-22	15-Dec-22
Bikaner	13959	260	14219
Deesa	-	-	0
Sri Ganganagar	606	49	655
Jodhpur	791	0	791
Nokha	-	-	-

Guar Gum Stock Position:			
Stocks	Demat	In-Process	Total
	15-Dec-22	15-Dec-22	15-Dec-22
Deesa	75	0	75
Bikaner	3338	20	3358
Jodhpur	12285	749	13034
Nokha	1412	20	1432
Sri Ganganagar	135	0	135

Churi and Korma Prices:		16-Dec-22
Commodity	Centre	Rs. /75 kg.
Churi	Jodhpur	2000
Korma	Jodhpur	3000



Guar seed EDD:					
	10-Jan-23	10-Feb-23	10-Mar-23	10-Apr-23	10-May-23
<b>Bikaner</b>	4282	1395	199	190	60
<b>Deesa</b>	-	-	-	-	-
<b>Sri Ganganagar</b>	60	-	-	-	-
<b>Jodhpur</b>	-	-	-	-	-
<b>Nokha</b>	-	-	-	-	-

Guar Gum EDD:					
	10-Jan-23	10-Feb-23	10-Mar-23	10-Apr-23	10-May-23
<b>Deesa</b>	-	-	-	-	-
<b>Bikaner</b>	463	448	189	228	60
<b>Jodhpur</b>	1248	850	69	139	189
<b>Nokha</b>	60	65	40	20	100
<b>Sri Ganganagar</b>	-	115	-	-	-

Guar Seed Prices at Key Spot Markets:					
Commodity	District	Centre	Prices (Rs/Qtl)		Change
Guar Seed			16-Dec-22	15-Dec-22	
Rajasthan	Jodhpur	Jodhpur (Loose)	5950	5900	50
		Jodhpur (Delivery)	6248	6195	53
	Sri-Ganganagar	Sri-Ganganagar (Loose)	5750	5750	Unch
		Sri-Ganganagar (Delivery)	5900	5900	Unch
		Rawla (Loose)	NR	NR	-
		Gharsana (Loose)	NA	NA	-
		Raisinghnagar (Loose)	5750	5750	Unch
	Bikaner	Bikaner (Loose)	5750	5800	-50
		Bikaner (Delivery)	6038	6090	-53
		Nokha (Loose)	5800	5750	50
		Nokha (Delivery)	6090	6038	53

		Khajuwala (Loose)	5750	5700	50
		Khajuwala (Delivery)	6038	5985	53
		Lunkaransar (Loose)	6038	5964	74
	Hanumangarh	Hanumangarh (Loose)	5650	5550	100
		Hanumangarh (Delivery)	5933	5828	105
		Nohar (Loose)	NA	NA	-
		Pilibanga (Loose)	NA	NA	-
	Nagaur	Nagaur (Loose)	5700	5650	50
	Churu	Churu (Delivery)	5900	5800	100
	Alwar	Alwar (Loose)	5700	5600	100
Haryana	Hisar	Adampur (Loose)	5750	5750	Unch
		Adampur (Delivery)	6038	6038	Unch
	Bhiwani	Bhiwani (Delivery)	6025	5925	100
		Siwani (Loose)	5900	5850	50
	Sirsa	Sirsa (Loose)	5800	5700	100
		Dhabwali (Loose)	5850	5725	125
		Dhabwali (Delivery)	6143	6011	131
		Ellanabad (Loose)	5800	5700	100
	Fatehabad	Fatehabad (Loose)	5500	5500	Unch
Gujarat	Banaskantha	Deesa (Loose)	NA	5755	-
	Patan	Patan (Loose)	5605	5590	15
	Rajkot	Rajkot (Loose)	5850	5875	-25
	Jamnagar	Dhrol (Loose)	NA	NA	-
Madhya Pradesh	Gwalior	Dabra (Loose)	NA	NA	-
Guar Gum					
Rajasthan	Jodhpur	Jodhpur	12700	12600	100
	Alwar	Alwar	12600	12600	Unch
	Hanumangarh	Nohar	NA	NA	-
Haryana	Bhiwani	Bhiwani	12700	12600	100
	Sirsa	Sirsa	12700	12600	100
		Dhabwali	12700	12600	100
		Ellanabad	12700	12600	100
	Fatehabad	Fatehabad	12700	12600	100

Guar Seed Arrivals in Key Centers					
Commodity	District	Centre	Arrivals (Quintals)		Change
Guar Seed			16-Dec-22	15-Dec-22	
Rajasthan	Jodhpur	Jodhpur	250	250	Unch
	Sri-Ganganagar	Sri-Ganganagar	300	300	Unch

		Rawla	NR	NR	-
		Gharsana	NA	NA	-
		Raisinghnagar	300	300	Unch
	Bikaner	Bikaner	2500	3000	-500
		Nokha	1500	1500	Unch
		Khajuwala	2500	2000	500
		Lunkaransar	1400	1500	-100
	Hanumangarh	Hanumangarh	100	80	20
		Nohar	NA	NA	-
		Pilibanga	NA	NA	-
	Nagaur	Nagaur	300	300	Unch
	Churu	Churu	500	500	Unch
	Alwar	Alwar	NA	NA	-
Haryana	Hisar	Adampur	800	500	300
	Bhiwani	Bhiwani	200	230	-30
		Siwani	1200	300	900
	Sirsa	Sirsa	400	400	Unch
		Dhabwali	160	150	10
		Ellanabad	130	200	-70
	Fatehabad	Fatehabad	50	50	Unch
Gujarat	Banaskantha	Deesa	NA	89	-
	Patan	Patan	73	43	30
	Rajkot	Rajkot	225	250	-25
	Jamnagar	Dhrol	NA	NA	-
Madhya Pradesh	Gwalior	Dabra	NA	NA	-
Total Arrivals/Above Markets			12888	11942	946

**Disclaimer**

The information and opinions contained in the document have been compiled from sources believed to be reliable. The company does not warrant its accuracy, completeness and correctness. Use of data and information contained in this report is at your own risk. This document is not, and should not be construed as, an offer to sell or solicitation to buy any commodities. This document may not be reproduced, distributed or published, in whole or in part, by any recipient hereof for any purpose without prior permission from the Company. IASL and its affiliates and/or their officers, directors and employees may have positions in any commodities mentioned in this document (or in any related investment) and may from time to time add to or dispose of any such commodities (or investment). Please see the detailed disclaimer at <http://www.agriwatch.com/Disclaimer.asp> © 2022 Indian Agribusiness Systems Limited