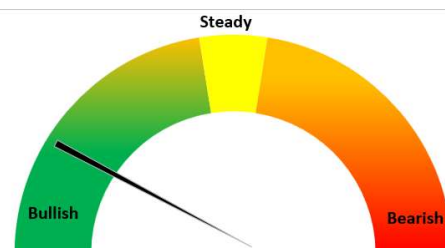


Today's Update

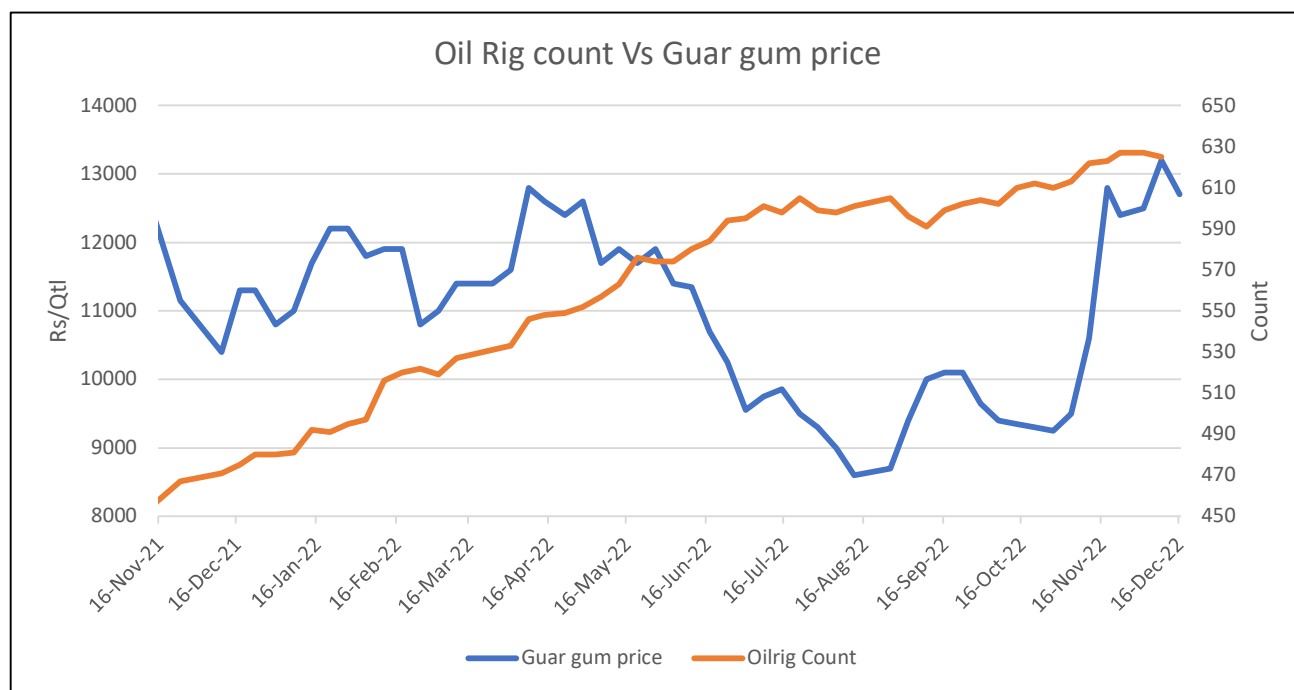
Today, Guar seed Jodhpur delivery prices went down by 1.7% at INR 6,143/Qtl as compared to INR 6,248/Qtl the previous day. However, in other cash markets, Guar seed traded with mixed sentiments. In Rajasthan, arrivals went down at 7,050 qtl. Vs 8,140 qtl. previous day. In Haryana also, arrivals went down at 3,775 qtl. Vs 1,900 qtl. previous day. Jodhpur Guar seed delivery prices are expected to trade in the range of Rs. 5,600-6,400/Qtl. in near term amid shrink in arrivals.






Month till date, Guar seed prices went up by 31% at Rs. 6,143/qtl. as compared to October month closing at Rs. 4,673/qtl., seed prices this week increased by 1.7% and in Guar gum too, the prices went up by 34% at Rs. 12,300/qtl. as compared to October month closing at Rs. 9,200/qtl. while a decline of 5% in the gum prices was seen this week.

Oilrig Count Vs Guar gum Prices

As on 16th Dec '2022, as per data released by Baker Hughes, the number of oilrigs in USA decreased by 5 at 620 as compared to the previous week at 625 while the guar gum weekly prices went down by 3%.







WTI Crude Oil

WTI Crude oil 19th Dec'22	% Change
19th Dec '22	0.66% 
1 Week	4.13% 
Month till date	-7.19% 

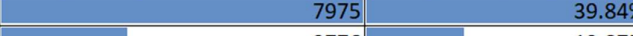















Guar Split Exports

India's Guar split exports increased in the month of November '2022 by 18% to 4,500 MT as compared to 3,800 MT previous month. However, the Guar split shipments up by 72% in



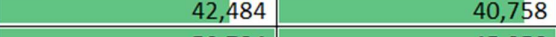

Country	Guar Split exported in Nov '22 (MT)	% Share
CHINA	2900 	64.44%
USA	900 	20.00%
CANADA	580 	12.89%
RUSSIA	120 	2.67%
Grand Total	4500	100.00%

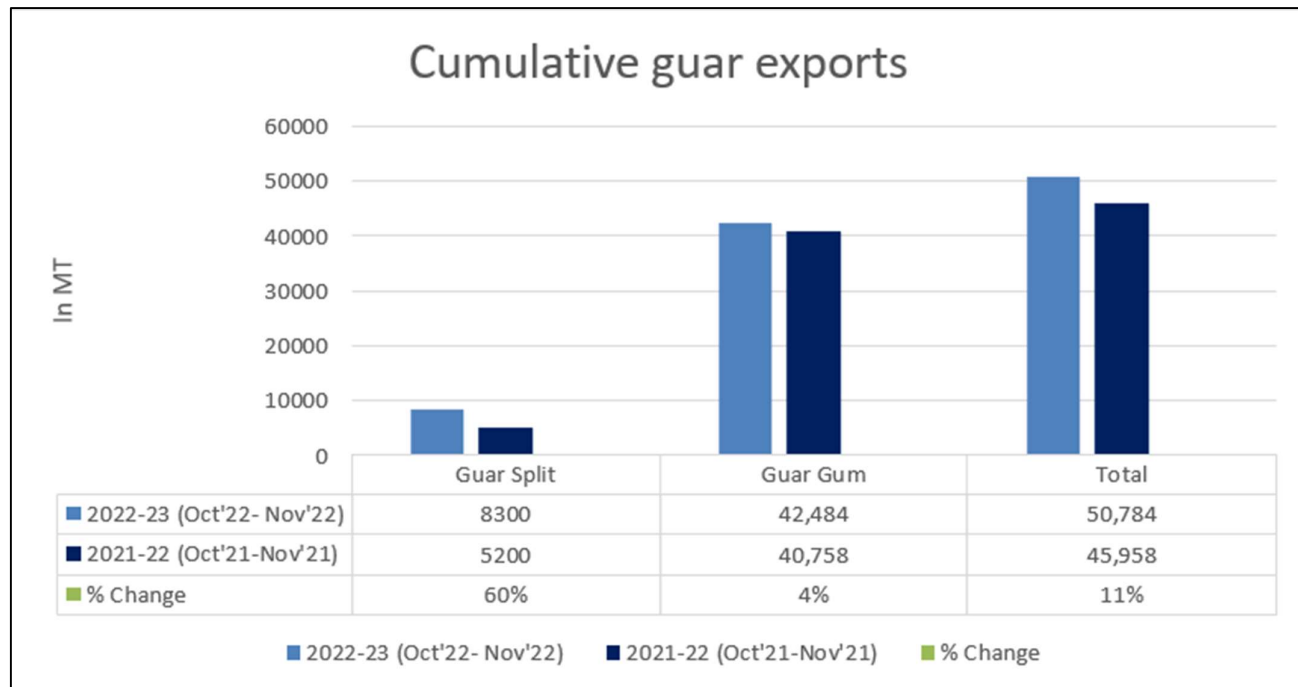
November '22 compared to the same period last year. Out of the total exports, around 2,900 MT (64.44%) was bought by China, 900 MT (20%) bought by the USA, 580 MT (12.89%) by Canada and 120 MT (2.67%) bought by Russia.

Guar Gum Exports: India's Guar gum exports decreased in the month of November '2022 by 11% to 20,018 MT compared to 22,466 MT during previous month. However, the gum shipments went up by 15% in November 2022 compared to the same period last year. Out of the total exported quantity, around 7975 MT (39.84%) was bought by the US, Russia bought 2,776 MT (13.87%), Germany 1,650 MT (8.24%), China 852 MT (4.26%) and Canada 739 MT (3.69%). We expect Guar gum export in Dec '22 around 22,000-25,000 tonnes.

Countries	Guar gum exported in Nov '22(MT)	Guar gum export (% Share)
USA	7975 	39.84%
RUSSIA	2776 	13.87%
GERMANY	1650 	8.24%
CHINA	852 	4.26%
CANADA	739 	3.69%
AUSTRALIA	621 	3.10%
UNITED KINGDOM	441 	2.20%
BRAZIL	434 	2.17%
ITALY	417 	2.08%
DOMINICAN REPUBLIC	378 	1.89%
UAE	266 	1.33%
POLAND	254 	1.27%
TURKEY	227 	1.13%
FRANCE	222 	1.11%
THAILAND	219 	1.10%
OTHERS	2546 	12.72%
TOTAL	20018	100.00%

Total Cumulative Guar exports Oct-Nov '22 went up by 11% to 0.50 Lakh tonnes as compared to 0.45 Lakh tonnes previous year same period.

Attributes	2022-23 (Oct'22- Nov'22)	2021-22 (Oct'21-Nov'21)	% Change
Guar Split	8300 	5200 	60%
Guar Gum	42,484 	40,758 	4%
Total	50,784	45,958	11%


NCDEX Futures Market
NCDEX-FUTURES MARKET – Guar Seed

Contract	% chg	Open	High	Low	Close	Volume	Change	OI	Change
Jan-23	+2.86	5,863	6,117	5,832	6,050	40,425	6530	55895	1835
Feb-23	+2.82	5,915	6,198	5,915	6,131	2,095	50	7785	1360

NCDEX-FUTURES MARKET- Guar Gum

Contract	% chg	Open	High	Low	Close	Volume	Change	OI	Change
Jan-23	+4.33	12261	12927	12120	12841	16375	5105	41580	-1370
Feb-23	+4.18	12395	13070	12274	12974	1980	1300	4220	1155



Guar seed Stock Position:			
Stocks	Demat	In-Process	Total
	17-Dec-22	17-Dec-22	17-Dec-22
Bikaner	13931	359	14290
Deesa	-	-	0
Sri Ganganagar	655	20	675
Jodhpur	791	0	791
Nokha	-	-	-

Guar Gum Stock Position:			
Stocks	Demat	In-Process	Total
	17-Dec-22	17-Dec-22	17-Dec-22
Deesa	75	0	75
Bikaner	3338	20	3358
Jodhpur	12816	243	13059
Nokha	1432	10	1442
Sri Ganganagar	135	0	135

Churi and Korma Prices:		19-Dec-22
Commodity	Centre	Rs. /75 kg.
Churi	Jodhpur	2000
Korma	Jodhpur	3000



Guar seed EDD:					
	10-Jan-23	10-Feb-23	10-Mar-23	10-Apr-23	10-May-23
Bikaner	4144	1395	199	190	60
Deesa	-	-	-	-	-
Sri Ganganagar	60	-	-	-	-
Jodhpur	-	-	-	-	-
Nokha	-	-	-	-	-

Guar Gum EDD:					
	10-Jan-23	10-Feb-23	10-Mar-23	10-Apr-23	10-May-23
Deesa	-	-	-	-	-
Bikaner	463	448	189	228	60
Jodhpur	1213	850	69	139	189
Nokha	60	65	40	20	100
Sri Ganganagar	-	115	-	-	-

Guar Seed Prices at Key Spot Markets:					
Commodity	District	Centre	Prices (Rs/Qtl)		Change
Guar Seed			19-Dec-22	17-Dec-22	
Rajasthan	Jodhpur	Jodhpur (Loose)	5850	5950	-100
		Jodhpur(Delivery)	6143	6248	-105
	Sri-Ganganagar	Sri-Ganganagar(Loose)	5850	5775	75
		Sri-Ganganagar (Delivery)	6000	5925	75
		Rawla (Loose)	NR	NR	-
		Gharsana (Loose)	NA	NA	-
		Raisinghnagar (Loose)	5650	5720	-70
	Bikaner	Bikaner (Loose)	5650	5700	-50
		Bikaner (Delivery)	5933	5985	-53
		Nokha(Loose)	5650	5700	-50
		Nokha (Delivery)	5933	5985	-53

		Khajuwala (Loose)	5750	5750	Unch
		Khajuwala (Delivery)	6038	6038	Unch
		Lunkaransar (Loose)	5906	5880	26
	Hanumangarh	Hanumangarh (Loose)	5600	5650	-50
		Hanumangarh (Delivery)	5880	5933	-53
		Nohar (Loose)	NA	NA	-
		Pilibanga (Loose)	NA	NA	-
	Nagaur	Nagaur (Loose)	5600	5750	-150
	Churu	Churu (Delivery)	NA	5800	-
	Alwar	Alwar (Loose)	5650	5600	50
Haryana	Hisar	Adampur (Loose)	5650	5800	-150
		Adampur (Delivery)	5933	6090	-158
	Bhiwani	Bhiwani (Delivery)	5800	6025	-225
		Siwani (Loose)	5750	5800	-50
	Sirsa	Sirsa (Loose)	5600	5600	Unch
		Dhabwali (Loose)	5625	5650	-25
		Dhabwali (Delivery)	5906	5933	-26
		Ellanabad (Loose)	NA	5750	-
	Fatehabad	Fatehabad (Loose)	5500	5500	Unch
Gujarat	Banaskantha	Deesa (Loose)	5530	5330	200
	Patan	Patan (Loose)	5400	5425	-25
	Rajkot	Rajkot (Loose)	5900	5900	Unch
	Jamnagar	Dhrol (Loose)	NA	NA	-
Madhya Pradesh	Gwalior	Dabra (Loose)	NA	NA	-
Guar Gum					
Rajasthan	Jodhpur	Jodhpur	12300	12700	-400
	Alwar	Alwar	NA	12600	-
	Hanumangarh	Nohar	NA	NA	-
Haryana	Bhiwani	Bhiwani	12280	12300	-20
	Sirsa	Sirsa	12300	12400	-100
		Dhabwali	12300	12400	-100
		Ellanabad	NA	12400	-
	Fatehabad	Fatehabad	12300	12400	-100

Guar Seed Arrivals in Key Centers

Commodity	District	Centre	Arrivals (Quintals)		Change
			19-Dec-22	17-Dec-22	
Rajasthan	Jodhpur	Jodhpur	300	250	50
	Sri-Ganganagar	Sri-Ganganagar	300	200	100

		Rawla	NR	NR	-
		Gharsana	NA	NA	-
		Raisinghnagar	250	300	-50
	Bikaner	Bikaner	1500	2000	-500
		Nokha	1000	1200	-200
		Khajuwala	1500	2000	-500
		Lunkaransar	1600	1200	400
	Hanumangarh	Hanumangarh	100	90	10
		Nohar	NA	NA	-
		Pilibanga	NA	NA	-
	Nagaur	Nagaur	500	400	100
	Churu	Churu	NA	500	-
	Alwar	Alwar	NA	NA	-
Haryana	Hisar	Adampur	800	700	100
	Bhiwani	Bhiwani	450	150	300
		Siwani	2000	600	1400
	Sirsa	Sirsa	500	250	250
		Dhabwali	NA	NA	-
		Ellanabad	NA	150	-
	Fatehabad	Fatehabad	25	50	-25
Gujarat	Banaskantha	Deesa	37	7	30
	Patan	Patan	21	21	Unch
	Rajkot	Rajkot	400	300	100
	Jamnagar	Dhrol	NA	NA	-
Madhya Pradesh	Gwalior	Dabra	NA	NA	-
Total Arrivals/Above Markets			11283	10368	915

Disclaimer

The information and opinions contained in the document have been compiled from sources believed to be reliable. The company does not warrant its accuracy, completeness and correctness. Use of data and information contained in this report is at your own risk. This document is not, and should not be construed as, an offer to sell or solicitation to buy any commodities. This document may not be reproduced, distributed or published, in whole or in part, by any recipient hereof for any purpose without prior permission from the Company. IASL and its affiliates and/or their officers, directors and employees may have positions in any commodities mentioned in this document (or in any related investment) and may from time to time add to or dispose of any such commodities (or investment). Please see the detailed disclaimer at <http://www.agriwatch.com/Disclaimer.asp> © 2022 Indian Agribusiness Systems Limited