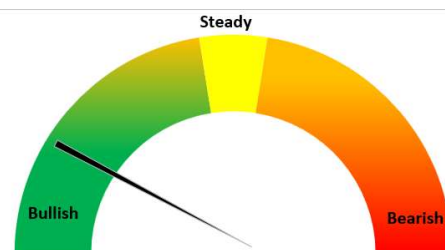


Today's Update

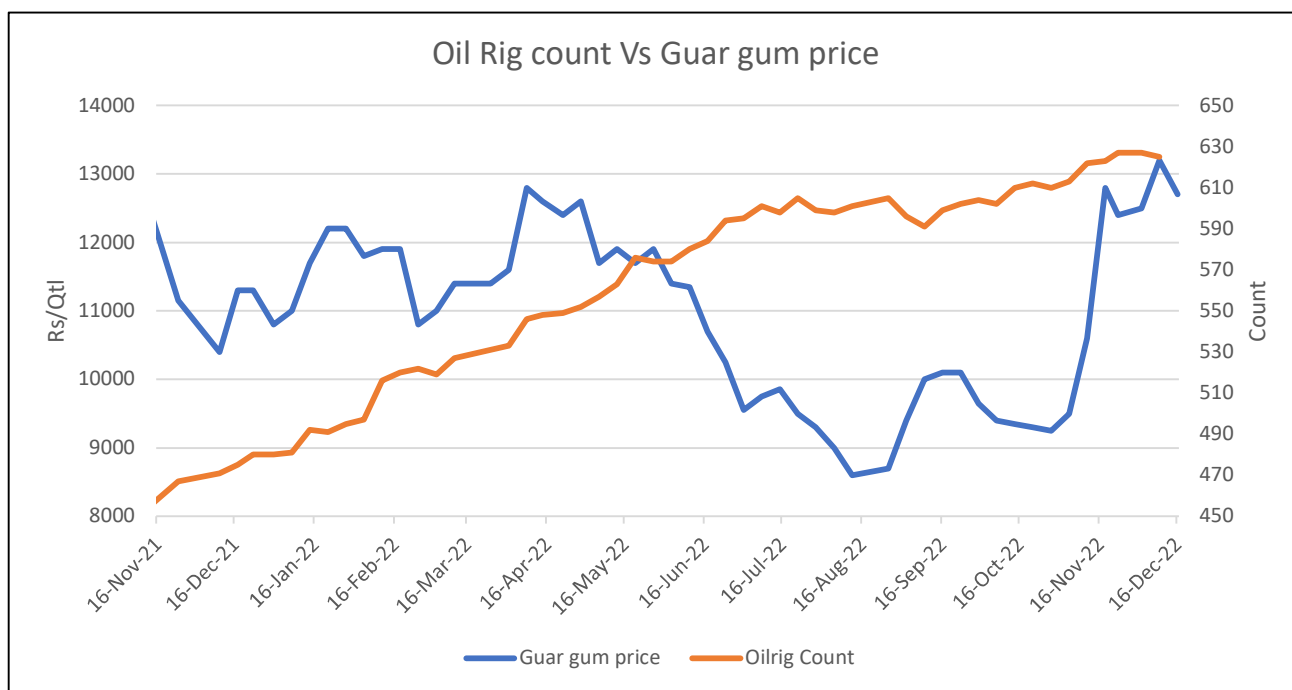
Today, Guar seed Jodhpur delivery prices went up by 1.7% at INR 6,248/Qtl as compared to INR 6,143/Qtl the previous day. However, in other cash markets, Guar seed traded with mixed sentiments. In Rajasthan, arrivals went down at 6,260 qtl. Vs 7,050 qtl. previous day. In Haryana also, arrivals went down at 2,800 qtl. Vs 3,775 qtl. previous day. Jodhpur Guar seed delivery prices are expected to trade in the range of Rs. 5,600-6,400/Qtl. in near term amid shrink in arrivals.






Month till date, Guar seed prices went up by 31% at Rs. 6,143/qtl. as compared to October month closing at Rs. 4,673/qtl., seed prices this week increased by 1.7% and in Guar gum too, the prices went up by 34% at Rs. 12,300/qtl. as compared to October month closing at Rs. 9,200/qtl. while a decline of 5% in the gum prices was seen this week.

Oilrig Count Vs Guar gum Prices

As on 16th Dec '2022, as per data released by Baker Hughes, the number of oilrigs in USA decreased by 5 at 620 as compared to the previous week at 625 while the guar gum weekly prices went down by 3%.







WTI Crude Oil

WTI Crude oil 19th Dec'22	% Change
19th Dec '22	0.66% 
1 Week	4.13% 
Month till date	-7.19% 

















Guar Split Exports

India's Guar split exports increased in the month of November '2022 by 18% to 4,500 MT as compared to 3,800 MT previous month. However, the Guar split shipments up by 72% in





Country	Guar Split exported in Nov '22 (MT)	% Share
CHINA	2900 	64.44%
USA	900 	20.00%
CANADA	580 	12.89%
RUSSIA	120 	2.67%
Grand Total	4500	100.00%

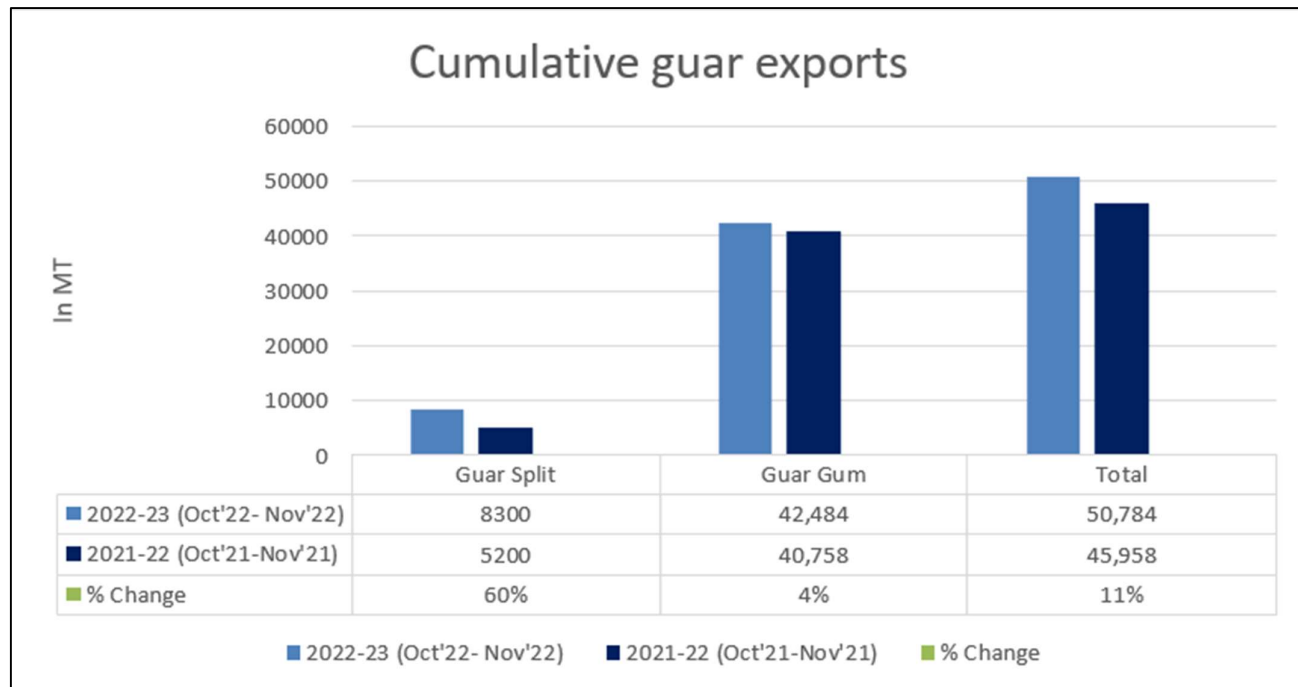
November '22 compared to the same period last year. Out of the total exports, around 2,900 MT (64.44%) was bought by China, 900 MT (20%) bought by the USA, 580 MT (12.89%) by Canada and 120 MT (2.67%) bought by Russia.

Guar Gum Exports: India's Guar gum exports decreased in the month of November '2022 by 11% to 20,018 MT compared to 22,466 MT during previous month. However, the gum shipments went up by 15% in November 2022 compared to the same period last year. Out of the total exported quantity, around 7975 MT (39.84%) was bought by the US, Russia bought 2,776 MT (13.87%), Germany 1,650 MT (8.24%), China 852 MT (4.26%) and Canada 739 MT (3.69%). We expect Guar gum export in Dec '22 around 22,000-25,000 tonnes.

Countries	Guar gum exported in Nov '22(MT)	Guar gum export (% Share)
USA	7975 	39.84%
RUSSIA	2776 	13.87%
GERMANY	1650 	8.24%
CHINA	852 	4.26%
CANADA	739 	3.69%
AUSTRALIA	621 	3.10%
UNITED KINGDOM	441 	2.20%
BRAZIL	434 	2.17%
ITALY	417 	2.08%
DOMINICAN REPUBLIC	378 	1.89%
UAE	266 	1.33%
POLAND	254 	1.27%
TURKEY	227 	1.13%
FRANCE	222 	1.11%
THAILAND	219 	1.10%
OTHERS	2546 	12.72%
TOTAL	20018	100.00%

Total Cumulative Guar exports Oct-Nov '22 went up by 11% to 0.50 Lakh tonnes as compared to 0.45 Lakh tonnes previous year same period.

Attributes	2022-23 (Oct'22- Nov'22)	2021-22 (Oct'21-Nov'21)	% Change
Guar Split	8300 	5200 	60%
Guar Gum	42,484 	40,758 	4%
Total	50,784	45,958	11%


NCDEX Futures Market
NCDEX-FUTURES MARKET – Guar Seed

Contract	% chg	Open	High	Low	Close	Volume	Change	OI	Change
Jan-23	-0.71	6,055	6,088	6,015	6,042	30,075	-10350	53150	-2745
Feb-23	-0.94	6,136	6,167	6,099	6,103	4,375	2280	10625	2840

NCDEX-FUTURES MARKET- Guar Gum

Contract	% chg	Open	High	Low	Close	Volume	Change	OI	Change
Jan-23	-0.75	12839	12925	12700	12783	10370	-6005	40995	-585
Feb-23	-0.65	13003	13079	12874	12939	2330	350	5755	1535



Guar seed Stock Position:			
Stocks	Demat	In-Process	Total
	18-Dec-22	18-Dec-22	18-Dec-22
Bikaner	13931	359	14290
Deesa	-	-	0
Sri Ganganagar	655	20	675
Jodhpur	791	0	791
Nokha	-	-	-

Guar Gum Stock Position:			
Stocks	Demat	In-Process	Total
	18-Dec-22	18-Dec-22	18-Dec-22
Deesa	75	0	75
Bikaner	3338	20	3358
Jodhpur	12816	243	13059
Nokha	1432	10	1442
Sri Ganganagar	135	0	135

Churi and Korma Prices:		20-Dec-22
Commodity	Centre	Rs. /75 kg.
Churi	Jodhpur	2000
Korma	Jodhpur	3000



Guar seed EDD:					
	10-Jan-23	10-Feb-23	10-Mar-23	10-Apr-23	10-May-23
Bikaner	4144	1395	199	190	60
Deesa	-	-	-	-	-
Sri Ganganagar	60	-	-	-	-
Jodhpur	-	-	-	-	-
Nokha	-	-	-	-	-

Guar Gum EDD:					
	10-Jan-23	10-Feb-23	10-Mar-23	10-Apr-23	10-May-23
Deesa	-	-	-	-	-
Bikaner	463	448	189	228	60
Jodhpur	1213	850	69	139	189
Nokha	60	65	40	20	100
Sri Ganganagar	-	115	-	-	-

Guar Seed Prices at Key Spot Markets:					
Commodity	District	Centre	Prices (Rs/Qtl)		Change
Guar Seed			20-Dec-22	19-Dec-22	
Rajasthan	Jodhpur	Jodhpur (Loose)	5950	5850	100
		Jodhpur(Delivery)	6248	6143	105
	Sri-Ganganagar	Sri-Ganganagar(Loose)	5800	5850	-50
		Sri-Ganganagar (Delivery)	5950	6000	-50
		Rawla (Loose)	NR	NR	-
		Gharsana (Loose)	NA	NA	-
		Raisinghnagar (Loose)	5850	5650	200
	Bikaner	Bikaner (Loose)	5850	5650	200
		Bikaner (Delivery)	6143	5933	210
		Nokha(Loose)	5900	5650	250
		Nokha (Delivery)	6195	5933	263

		Khajuwala (Loose)	-	5750	-
		Khajuwala (Delivery)	-	6038	-
		Lunkaransar (Loose)	6090	5906	184
	Hanumangarh	Hanumangarh (Loose)	5750	5600	150
		Hanumangarh (Delivery)	6038	5880	158
		Nohar (Loose)	NA	NA	-
		Pilibanga (Loose)	NA	NA	-
	Nagaur	Nagaur (Loose)	5650	5600	50
	Churu	Churu (Delivery)	-	NA	-
	Alwar	Alwar (Loose)	-	5650	-
Haryana	Hisar	Adampur (Loose)	5800	5650	150
		Adampur (Delivery)	6090	5933	158
	Bhiwani	Bhiwani (Delivery)	6000	5800	200
		Siwani (Loose)	5950	5750	200
	Sirsa	Sirsa (Loose)	5700	5600	100
		Dhabwali (Loose)	-	5625	-
		Dhabwali (Delivery)	-	5906	-
		Ellanabad (Loose)	NA	NA	-
	Fatehabad	Fatehabad (Loose)	-	5500	-
Gujarat	Banaskantha	Deesa (Loose)	-	5530	-
	Patan	Patan (Loose)	5450	5400	50
	Rajkot	Rajkot (Loose)	5875	5900	-25
	Jamnagar	Dhrol (Loose)	5660	NA	-
Madhya Pradesh	Gwalior	Dabra (Loose)	NA	NA	-
Guar Gum					
Rajasthan	Jodhpur	Jodhpur	12700	12300	400
	Alwar	Alwar	-	NA	-
	Hanumangarh	Nohar	NA	NA	-
Haryana	Bhiwani	Bhiwani	12800	12280	520
	Sirsa	Sirsa	12800	12300	500
		Dhabwali	-	12300	-
		Ellanabad	NA	NA	-
	Fatehabad	Fatehabad	-	12300	-

Guar Seed Arrivals in Key Centers					
Commodity	District	Centre	Arrivals (Quintals)		Change
Guar Seed			20-Dec-22	19-Dec-22	
Rajasthan	Jodhpur	Jodhpur	400	300	100
	Sri-Ganganagar	Sri-Ganganagar	300	300	Unch

		Rawla	NR	NR	-
		Gharsana	NA	NA	-
		Raisinghnagar	300	250	50
	Bikaner	Bikaner	1500	1500	Unch
		Nokha	1000	1000	Unch
		Khajuwala	0	1500	-1500
		Lunkaransar	2100	1600	500
	Hanumangarh	Hanumangarh	60	100	-40
		Nohar	NA	NA	-
		Pilibanga	NA	NA	-
	Nagaur	Nagaur	600	500	100
	Churu	Churu	0	NA	-
	Alwar	Alwar	0	NA	-
Haryana	Hisar	Adampur	1400	800	600
	Bhiwani	Bhiwani	300	450	-150
		Siwani	300	600	-300
	Sirsa	Sirsa	800	500	300
		Dhabwali	0	NA	-
		Ellanabad	NA	NA	-
	Fatehabad	Fatehabad	0	25	-25
Gujarat	Banaskantha	Deesa	0	37	-37
	Patan	Patan	14	21	-7
	Rajkot	Rajkot	300	400	-100
	Jamnagar	Dhrol	4	NA	-
Madhya Pradesh	Gwalior	Dabra	NA	NA	-
Total Arrivals/Above Markets			9378	9883	-505

Disclaimer

The information and opinions contained in the document have been compiled from sources believed to be reliable. The company does not warrant its accuracy, completeness and correctness. Use of data and information contained in this report is at your own risk. This document is not, and should not be construed as, an offer to sell or solicitation to buy any commodities. This document may not be reproduced, distributed or published, in whole or in part, by any recipient hereof for any purpose without prior permission from the Company. IASL and its affiliates and/or their officers, directors and employees may have positions in any commodities mentioned in this document (or in any related investment) and may from time to time add to or dispose of any such commodities (or investment). Please see the detailed disclaimer at <http://www.agriwatch.com/Disclaimer.asp> © 2022 Indian Agribusiness Systems Limited