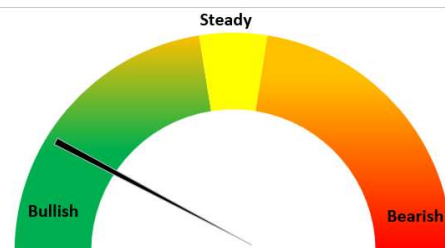


### Today's Update

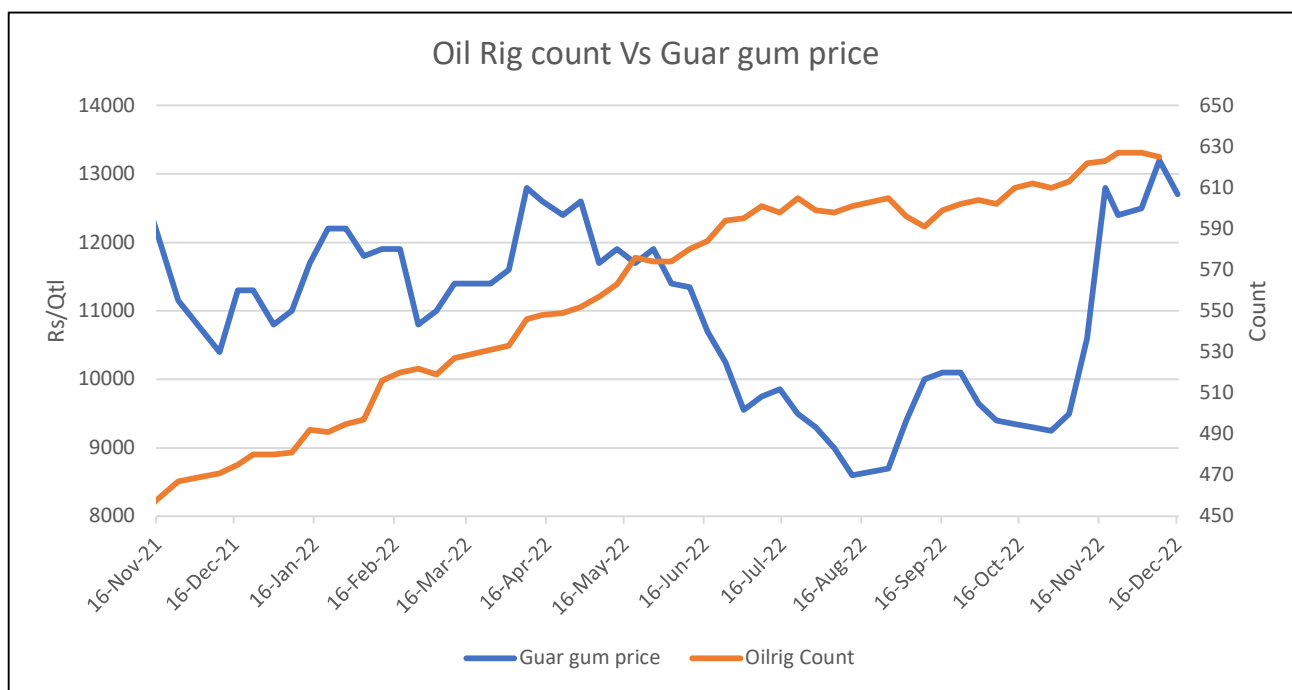
Today, Guar seed Jodhpur delivery prices went down by 1.7% at INR 6,143/Qtl as compared to INR 6,248/Qtl the previous day. However, in other cash markets, Guar seed traded with mixed sentiments. In Rajasthan, arrivals went up at 7,460 qtl. Vs 6,260 qtl. previous day. However, in Haryana, arrivals went down at 1,750 qtl. Vs 2,800 qtl. previous day. Jodhpur Guar seed delivery prices are expected to trade in the range of Rs. 5,600-6,400/Qtl. in near term amid shrink in arrivals.






Month till date, Guar seed prices went up by 31% at Rs. 6,143/qtl. as compared to October month closing at Rs. 4,673/qtl., seed prices this week went down by 1.6% and while in Guar gum, the prices went up by 35% at Rs. 12,400/qtl. as compared to October month closing at Rs. 9,200/qtl. while a decline of 2.3% in the gum prices was seen this week.

### Oilrig Count Vs Guar gum Prices

As on 16th Dec '2022, as per data released by Baker Hughes, the number of oilrigs in USA decreased by 5 at 620 as compared to the previous week at 625 while the guar gum weekly prices went down by 3%.







### WTI Crude Oil

WTI Crude oil 19th Dec'22	% Change
19th Dec '22	0.66% 
1 Week	4.13% 
Month till date	-7.19% 

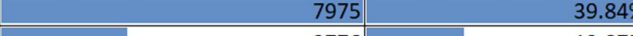















### Guar Split Exports

India's Guar split exports increased in the month of November '2022 by 18% to 4,500 MT as compared to 3,800 MT previous month. However, the Guar split shipments up by 72% in





Country	Guar Split exported in Nov '22 (MT)	% Share
CHINA	2900 	64.44%
USA	900 	20.00%
CANADA	580 	12.89%
RUSSIA	120 	2.67%
<b>Grand Total</b>	<b>4500</b>	<b>100.00%</b>

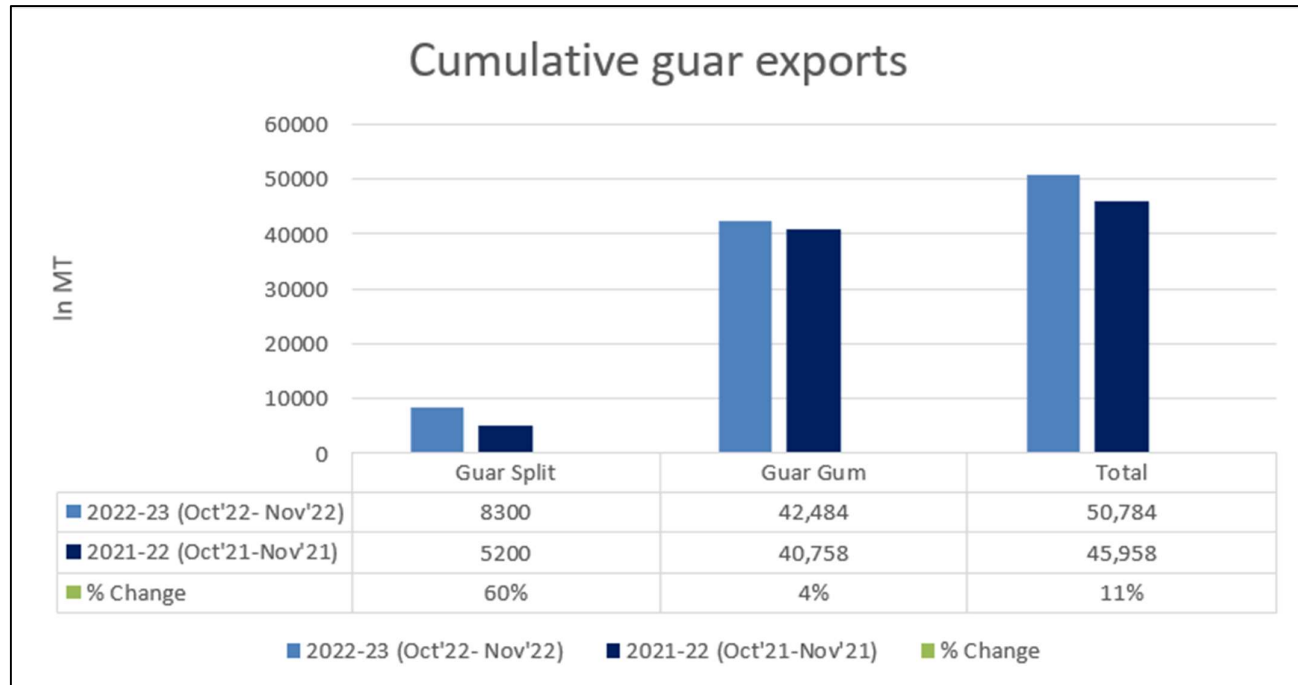
November '22 compared to the same period last year. Out of the total exports, around 2,900 MT (64.44%) was bought by China, 900 MT (20%) bought by the USA, 580 MT (12.89%) by Canada and 120 MT (2.67%) bought by Russia.

**Guar Gum Exports:** India's Guar gum exports decreased in the month of November '2022 by 11% to 20,018 MT compared to 22,466 MT during previous month. However, the gum shipments went up by 15% in November 2022 compared to the same period last year. Out of the total exported quantity, around 7975 MT (39.84%) was bought by the US, Russia bought 2,776 MT (13.87%), Germany 1,650 MT (8.24%), China 852 MT (4.26%) and Canada 739 MT (3.69%). We expect Guar gum export in Dec '22 around 22,000-25,000 tonnes.

Countries	Guar gum exported in Nov '22( MT)	Guar gum export (% Share)
USA	7975 	39.84%
RUSSIA	2776 	13.87%
GERMANY	1650 	8.24%
CHINA	852 	4.26%
CANADA	739 	3.69%
AUSTRALIA	621 	3.10%
UNITED KINGDOM	441 	2.20%
BRAZIL	434 	2.17%
ITALY	417 	2.08%
DOMINICAN REPUBLIC	378 	1.89%
UAE	266 	1.33%
POLAND	254 	1.27%
TURKEY	227 	1.13%
FRANCE	222 	1.11%
THAILAND	219 	1.10%
OTHERS	2546 	12.72%
<b>TOTAL</b>	<b>20018</b>	<b>100.00%</b>

**Total Cumulative Guar exports** Oct-Nov '22 went up by 11% to 0.50 Lakh tonnes as compared to 0.45 Lakh tonnes previous year same period.

Attributes	2022-23 (Oct'22- Nov'22)	2021-22 (Oct'21-Nov'21)	% Change
Guar Split	8300 	5200 	60%
Guar Gum	42,484 	40,758 	4%
<b>Total</b>	<b>50,784</b>	<b>45,958</b>	<b>11%</b>


**NCDEX Futures Market**
**NCDEX-FUTURES MARKET – Guar Seed**

Contract	% chg	Open	High	Low	Close	Volume	Change	OI	Change
Jan-23	-3.80	6,025	6,027	5,780	5,820	48,560	18485	51530	-1620
Feb-23	-4.14	6,100	6,100	5,862	5,887	5,230	855	12105	1480

**NCDEX-FUTURES MARKET- Guar Gum**

Contract	% chg	Open	High	Low	Close	Volume	Change	OI	Change
Jan-23	-4.65	12700	12700	12100	12188	21110	10740	38245	-2750
Feb-23	-5.09	12939	12939	12272	12286	2480	150	7370	1615



Guar seed Stock Position:			
Stocks	Demat	In-Process	Total
	20-Dec-22	20-Dec-22	20-Dec-22
Bikaner	14340	159	14499
Deesa	-	-	0
Sri Ganganagar	675	30	705
Jodhpur	791	0	791
Nokha	-	-	-

Guar Gum Stock Position:			
Stocks	Demat	In-Process	Total
	20-Dec-22	20-Dec-22	20-Dec-22
Deesa	75	0	75
Bikaner	3229	50	3279
Jodhpur	12413	74	12487
Nokha	1372	10	1382
Sri Ganganagar	135	0	135

Churi and Korma Prices:		21-Dec-22
Commodity	Centre	Rs. /75 kg.
Churi	Jodhpur	2000
Korma	Jodhpur	3000



Guar seed EDD:					
	10-Jan-23	10-Feb-23	10-Mar-23	10-Apr-23	10-May-23
<b>Bikaner</b>	4144	1395	199	190	60
<b>Deesa</b>	-	-	-	-	-
<b>Sri Ganganagar</b>	60	-	-	-	-
<b>Jodhpur</b>	-	-	-	-	-
<b>Nokha</b>	-	-	-	-	-

Guar Gum EDD:					
	10-Jan-23	10-Feb-23	10-Mar-23	10-Apr-23	10-May-23
<b>Deesa</b>	-	-	-	-	-
<b>Bikaner</b>	463	315	189	228	60
<b>Jodhpur</b>	780	646	69	139	189
<b>Nokha</b>	-	65	40	20	100
<b>Sri Ganganagar</b>	-	115	-	-	-

Guar Seed Prices at Key Spot Markets:					
Commodity	District	Centre	Prices (Rs/Qtl)		Change
Guar Seed			21-Dec-22	20-Dec-22	
Rajasthan	Jodhpur	Jodhpur (Loose)	5850	5950	-100
		Jodhpur(Delivery)	6143	6248	-105
	Sri-Ganganagar	Sri-Ganganagar(Loose)	5800	5800	Unch
		Sri-Ganganagar (Delivery)	5950	5950	Unch
		Rawla (Loose)	NR	NR	-
		Gharsana (Loose)	NA	NA	-
		Raisinghnagar (Loose)	5750	5850	-100
	Bikaner	Bikaner (Loose)	5750	5850	-100
		Bikaner (Delivery)	6038	6143	-105
		Nokha(Loose)	5700	5900	-200
		Nokha (Delivery)	5985	6195	-210

		Khajuwala (Loose)	5750	5850	-100
		Khajuwala (Delivery)	6038	6143	-105
		Lunkaransar (Loose)	6143	6090	52.5
	Hanumangarh	Hanumangarh (Loose)	5500	5750	-250
		Hanumangarh (Delivery)	5775	6038	-263
		Nohar (Loose)	NA	NA	-
		Pilibanga (Loose)	NA	NA	-
	Nagaur	Nagaur (Loose)	5750	5650	100
	Churu	Churu (Delivery)	5750	NA	-
	Alwar	Alwar (Loose)	5600	NA	-
Haryana	Hisar	Adampur (Loose)	5700	5800	-100
		Adampur (Delivery)	5985	6090	-105
	Bhiwani	Bhiwani (Delivery)	5850	6000	-150
		Siwani (Loose)	5750	5950	-200
	Sirsa	Sirsa (Loose)	5720	5700	20
		Dhabwali (Loose)	5750	5725	25
		Dhabwali (Delivery)	6038	6011	26
		Ellanabad (Loose)	NA	NA	-
	Fatehabad	Fatehabad (Loose)	5500	5600	-100
Gujarat	Banaskantha	Deesa (Loose)	5675	5710	-35
	Patan	Patan (Loose)	5510	5450	60
	Rajkot	Rajkot (Loose)	5850	5875	-25
	Jamnagar	Dhrol (Loose)	5300	5660	-360
Madhya Pradesh	Gwalior	Dabra (Loose)	NA	NA	-
Guar Gum					
Rajasthan	Jodhpur	Jodhpur	12400	12700	-300
	Alwar	Alwar	12500	NA	-
	Hanumangarh	Nohar	NA	NA	-
Haryana	Bhiwani	Bhiwani	12450	12800	-350
	Sirsa	Sirsa	12200	12800	-600
		Dhabwali	12200	12800	-600
		Ellanabad	NA	NA	-
	Fatehabad	Fatehabad	12200	12800	-600

Guar Seed Arrivals in Key Centers					
Commodity	District	Centre	Arrivals (Quintals)		Change
Guar Seed			21-Dec-22	20-Dec-22	
Rajasthan	Jodhpur	Jodhpur	300	400	-100
	Sri-Ganganagar	Sri-Ganganagar	200	300	-100

		Rawla	NR	NR	-
		Gharsana	NA	NA	-
		Raisinghnagar	200	300	-100
	Bikaner	Bikaner	1500	1500	Unch
		Nokha	2000	1000	1000
		Khajuwala	1500	1500	Unch
		Lunkaransar	700	2100	-1400
	Hanumangarh	Hanumangarh	60	60	Unch
		Nohar	NA	NA	-
		Pilibanga	NA	NA	-
	Nagaur	Nagaur	500	600	-100
	Churu	Churu	500	NA	-
	Alwar	Alwar	NA	NA	-
Haryana	Hisar	Adampur	800	1400	-600
	Bhiwani	Bhiwani	100	300	-200
		Siwani	400	300	100
	Sirsa	Sirsa	400	800	-400
		Dhabwali	NA	NA	-
		Ellanabad	NA	NA	-
	Fatehabad	Fatehabad	50	50	Unch
Gujarat	Banaskantha	Deesa	27	237	-210
	Patan	Patan	7	14	-7
	Rajkot	Rajkot	250	300	-50
	Jamnagar	Dhrol	1	4	-3
Madhya Pradesh	Gwalior	Dabra	NA	NA	-
Total Arrivals/Above Markets			9495	11165	-1670

**Disclaimer**

The information and opinions contained in the document have been compiled from sources believed to be reliable. The company does not warrant its accuracy, completeness and correctness. Use of data and information contained in this report is at your own risk. This document is not, and should not be construed as, an offer to sell or solicitation to buy any commodities. This document may not be reproduced, distributed or published, in whole or in part, by any recipient hereof for any purpose without prior permission from the Company. IASL and its affiliates and/or their officers, directors and employees may have positions in any commodities mentioned in this document (or in any related investment) and may from time to time add to or dispose of any such commodities (or investment). Please see the detailed disclaimer at <http://www.agriwatch.com/Disclaimer.asp> © 2022 Indian Agribusiness Systems Limited