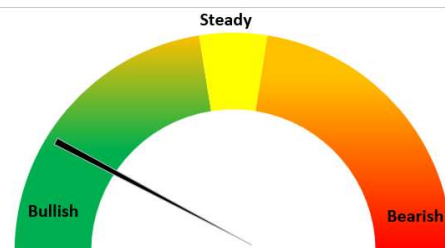


### Today's Update

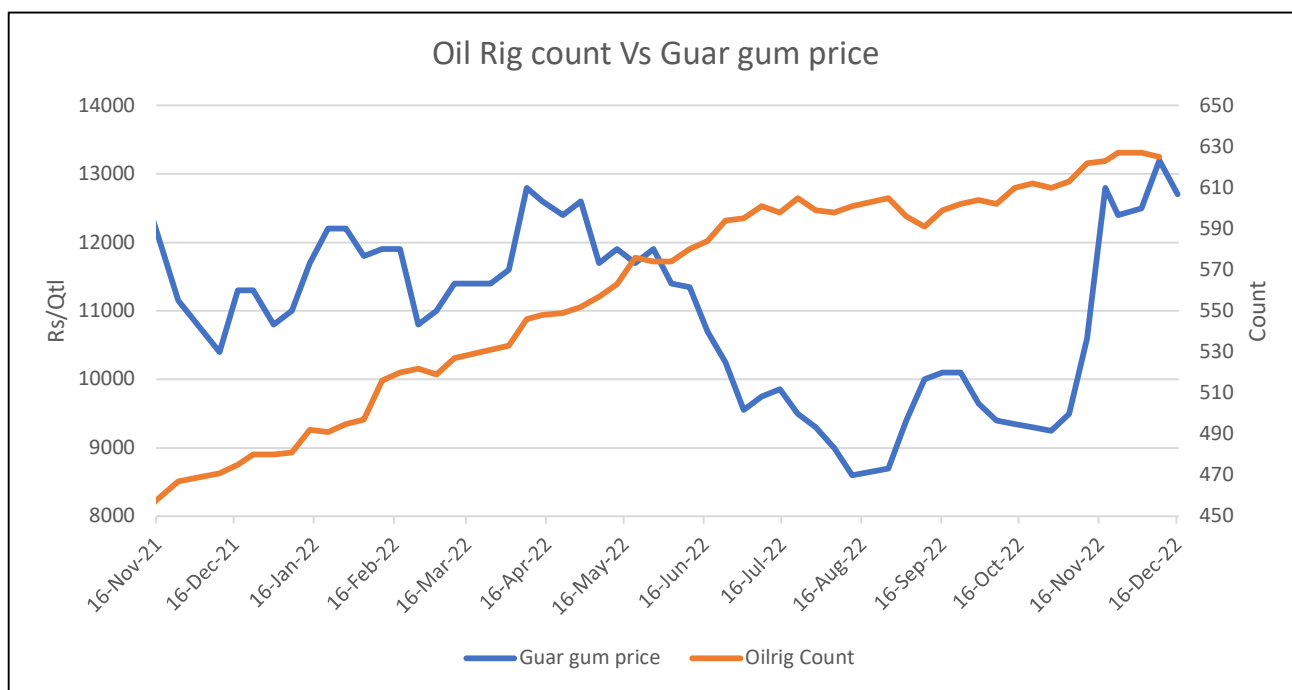
Today, Guar seed Jodhpur delivery prices remained steady at INR 6,143/Qtl as compared to the previous day. However, in other cash markets, Guar seed traded with mixed sentiments. In Rajasthan, arrivals went down at 6,570 qtl. Vs 7,460 qtl. previous day. However, in Haryana, arrivals went up at 2,474 qtl. Vs 1,750 qtl. previous day. Jodhpur Guar seed delivery prices are expected to trade in the range of Rs. 5,600-6,400/Qtl. in near term amid shrink in arrivals.






Month till date, Guar seed prices went up by 31% at Rs. 6,143/qtl. as compared to October month closing at Rs. 4,673/qtl., seed prices this week went down by 1.6% and while in Guar gum, the prices went up by 35% at Rs. 12,400/qtl. as compared to October month closing at Rs. 9,200/qtl. while a decline of 2.3% in the gum prices was seen this week.

### Oilrig Count Vs Guar gum Prices

As on 16th Dec '2022, as per data released by Baker Hughes, the number of oilrigs in USA decreased by 5 at 620 as compared to the previous week at 625 while the guar gum weekly prices went down by 3%.







**WTI Crude Oil**

WTI Crude oil 19th Dec'22	% Change
19th Dec '22	0.66% 
1 Week	4.13% 
Month till date	-7.19% 

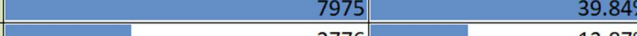















**Guar Split Exports**

India's Guar split exports increased in the month of November '2022 by 18% to 4,500 MT as compared to 3,800 MT previous month. However, the Guar split shipments up by 72% in





Country	Guar Split exported in Nov '22 (MT)	% Share
CHINA	2900 	64.44%
USA	900 	20.00%
CANADA	580 	12.89%
RUSSIA	120 	2.67%
<b>Grand Total</b>	<b>4500</b>	<b>100.00%</b>

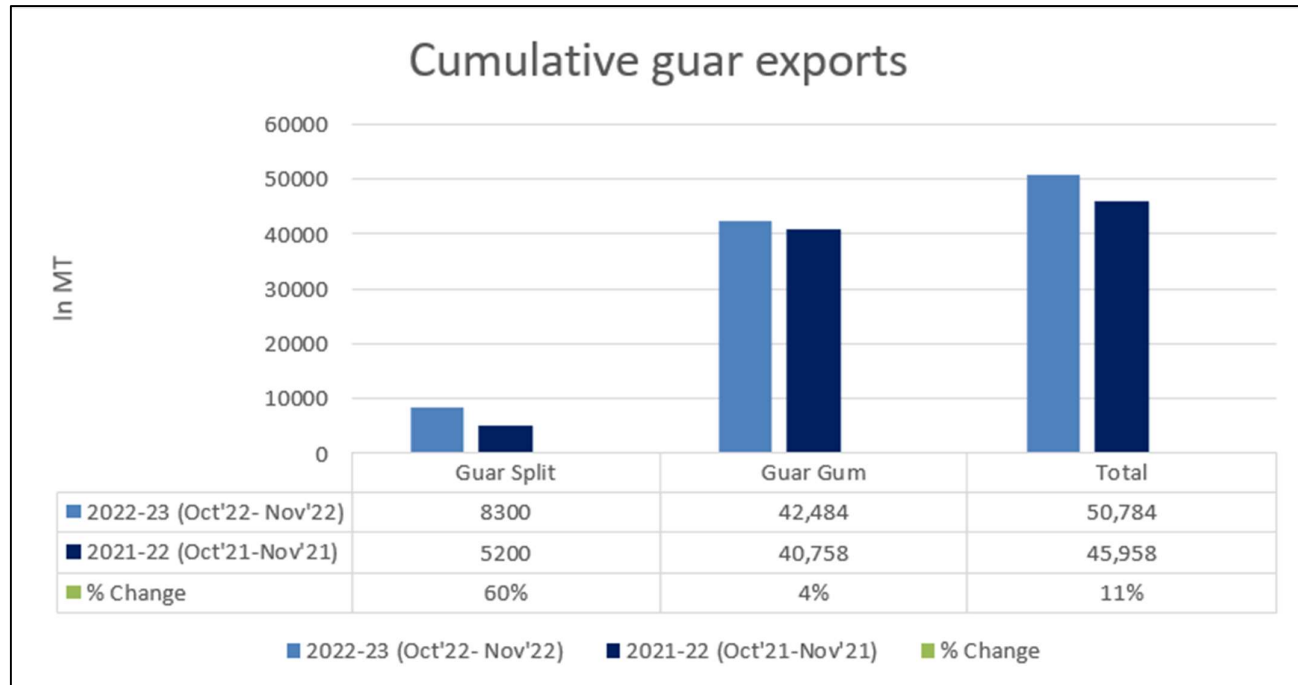
November '22 compared to the same period last year. Out of the total exports, around 2,900 MT (64.44%) was bought by China, 900 MT (20%) bought by the USA, 580 MT (12.89%) by Canada and 120 MT (2.67%) bought by Russia.

**Guar Gum Exports:** India's Guar gum exports decreased in the month of November '2022 by 11% to 20,018 MT compared to 22,466 MT during previous month. However, the gum shipments went up by 15% in November 2022 compared to the same period last year. Out of the total exported quantity, around 7975 MT (39.84%) was bought by the US, Russia bought 2,776 MT (13.87%), Germany 1,650 MT (8.24%), China 852 MT (4.26%) and Canada 739 MT (3.69%). We expect Guar gum export in Dec '22 around 22,000-25,000 tonnes.

Countries	Guar gum exported in Nov '22( MT)	Guar gum export (% Share)
USA	7975 	39.84%
RUSSIA	2776 	13.87%
GERMANY	1650 	8.24%
CHINA	852 	4.26%
CANADA	739 	3.69%
AUSTRALIA	621 	3.10%
UNITED KINGDOM	441 	2.20%
BRAZIL	434 	2.17%
ITALY	417 	2.08%
DOMINICAN REPUBLIC	378 	1.89%
UAE	266 	1.33%
POLAND	254 	1.27%
TURKEY	227 	1.13%
FRANCE	222 	1.11%
THAILAND	219 	1.10%
OTHERS	2546 	12.72%
<b>TOTAL</b>	<b>20018</b>	<b>100.00%</b>

**Total Cumulative Guar exports** Oct-Nov '22 went up by 11% to 0.50 Lakh tonnes as compared to 0.45 Lakh tonnes previous year same period.

Attributes	2022-23 (Oct'22- Nov'22)	2021-22 (Oct'21-Nov'21)	% Change
Guar Split	8300 	5200 	60%
Guar Gum	42,484 	40,758 	4%
<b>Total</b>	<b>50,784</b>	<b>45,958</b>	<b>11%</b>


**NCDEX Futures Market**
**NCDEX-FUTURES MARKET – Guar Seed**

Contract	% chg	Open	High	Low	Close	Volume	Change	OI	Change
Jan-23	+0.96	5,795	5,887	5,781	5,860	26,365	-22195	51595	65
Feb-23	+0.71	5,857	5,960	5,848	5,924	2,630	-2600	12645	540

**NCDEX-FUTURES MARKET- Guar Gum**

Contract	% chg	Open	High	Low	Close	Volume	Change	OI	Change
Jan-23	+1.44	12200	12440	12151	12329	13365	-7745	36555	-1690
Feb-23	+1.16	12439	12585	12298	12470	3200	720	9335	1965



Guar seed Stock Position:			
Stocks	Demat	In-Process	Total
	21-Dec-22	21-Dec-22	21-Dec-22
Bikaner	14219	450	14669
Deesa	-	-	0
Sri Ganganagar	675	50	725
Jodhpur	791	0	791
Nokha	-	-	-

Guar Gum Stock Position:			
Stocks	Demat	In-Process	Total
	21-Dec-22	21-Dec-22	21-Dec-22
Deesa	75	0	75
Bikaner	3278	0	3278
Jodhpur	12403	124	12527
Nokha	1372	10	1382
Sri Ganganagar	135	0	135

Churi and Korma Prices:		22-Dec-22
Commodity	Centre	Rs. /75 kg.
Churi	Jodhpur	2000
Korma	Jodhpur	3000



Guar seed EDD:					
	10-Jan-23	10-Feb-23	10-Mar-23	10-Apr-23	10-May-23
<b>Bikaner</b>	3848	1395	199	190	60
<b>Deesa</b>	-	-	-	-	-
<b>Sri Ganganagar</b>	60	-	-	-	-
<b>Jodhpur</b>	-	-	-	-	-
<b>Nokha</b>	-	-	-	-	-

Guar Gum EDD:					
	10-Jan-23	10-Feb-23	10-Mar-23	10-Apr-23	10-May-23
<b>Deesa</b>	-	-	-	-	-
<b>Bikaner</b>	463	315	189	228	60
<b>Jodhpur</b>	681	646	69	139	189
<b>Nokha</b>	-	65	40	20	100
<b>Sri Ganganagar</b>	-	115	-	-	-

Guar Seed Prices at Key Spot Markets:					
Commodity	District	Centre	Prices (Rs/Qtl)		Change
Guar Seed			22-Dec-22	21-Dec-22	
Rajasthan	Jodhpur	Jodhpur (Loose)	5850	5850	Unch
		Jodhpur(Delivery)	6143	6143	Unch
	Sri-Ganganagar	Sri-Ganganagar(Loose)	5600	5800	-200
		Sri-Ganganagar (Delivery)	5750	5950	-200
		Rawla (Loose)	NR	NR	-
		Gharsana (Loose)	NA	NA	-
		Raisinghnagar (Loose)	5650	5750	-100
	Bikaner	Bikaner (Loose)	5650	5750	-100
		Bikaner (Delivery)	5933	6038	-105
		Nokha(Loose)	5675	5700	-25
		Nokha (Delivery)	5959	5985	-26

		Khajuwala (Loose)	5700	5750	-50
		Khajuwala (Delivery)	5985	6038	-53
		Lunkaransar (Loose)	5880	6143	-263
	Hanumangarh	Hanumangarh (Loose)	5650	5500	150
		Hanumangarh (Delivery)	5933	5775	158
		Nohar (Loose)	NA	NA	-
		Pilibanga (Loose)	NA	NA	-
	Nagaur	Nagaur (Loose)	5700	5750	-50
	Churu	Churu (Delivery)	5800	5750	50
	Alwar	Alwar (Loose)	5500	5600	-100
Haryana	Hisar	Adampur (Loose)	5690	5700	-10
		Adampur (Delivery)	5975	5985	-11
	Bhiwani	Bhiwani (Delivery)	NA	5850	-
		Siwani (Loose)	5775	5750	25
	Sirsa	Sirsa (Loose)	5650	5720	-70
		Dhabwali (Loose)	5700	5750	-50
		Dhabwali (Delivery)	5985	6038	-53
		Ellanabad (Loose)	NA	5700	-
	Fatehabad	Fatehabad (Loose)	5500	5500	Unch
Gujarat	Banaskantha	Deesa (Loose)	NA	5675	-
	Patan	Patan (Loose)	5555	5510	45
	Rajkot	Rajkot (Loose)	5800	5850	-50
	Jamnagar	Dhrol (Loose)	NA	5300	-
Madhya Pradesh	Gwalior	Dabra (Loose)	NA	NA	-
Guar Gum					
Rajasthan	Jodhpur	Jodhpur	12400	12400	Unch
	Alwar	Alwar	12500	12500	Unch
	Hanumangarh	Nohar	NA	NA	-
Haryana	Bhiwani	Bhiwani	NA	12450	-
	Sirsa	Sirsa	12200	12200	Unch
		Dhabwali	12200	12200	Unch
		Ellanabad	NA	12200	-
	Fatehabad	Fatehabad	12200	12200	Unch

Guar Seed Arrivals in Key Centers					
Commodity	District	Centre	Arrivals (Quintals)		Change
Guar Seed			22-Dec-22	21-Dec-22	
Rajasthan	Jodhpur	Jodhpur	200	300	-100
	Sri-Ganganagar	Sri-Ganganagar	300	200	100

		Rawla	NR	NR	-
		Gharsana	NA	NA	-
		Raisinghnagar	200	200	Unch
	Bikaner	Bikaner	1000	1500	-500
		Nokha	1500	2000	-500
		Khajuwala	1600	1500	100
		Lunkaransar	700	700	Unch
	Hanumangarh	Hanumangarh	170	60	110
		Nohar	NA	NA	-
		Pilibanga	NA	NA	-
	Nagaur	Nagaur	400	500	-100
	Churu	Churu	500	500	Unch
	Alwar	Alwar	NA	NA	-
Haryana	Hisar	Adampur	500	800	-300
	Bhiwani	Bhiwani	NA	100	-
		Siwani	1200	400	800
	Sirsa	Sirsa	700	400	300
		Dhabwali	24	NA	-
		Ellanabad	NA	360	-
	Fatehabad	Fatehabad	50	50	Unch
Gujarat	Banaskantha	Deesa	NA	27	-
	Patan	Patan	19	7	12
	Rajkot	Rajkot	220	250	-30
	Jamnagar	Dhrol	NA	1	-
Madhya Pradesh	Gwalior	Dabra	NA	NA	-
Total Arrivals/Above Markets			9283	9855	-572

**Disclaimer**

The information and opinions contained in the document have been compiled from sources believed to be reliable. The company does not warrant its accuracy, completeness and correctness. Use of data and information contained in this report is at your own risk. This document is not, and should not be construed as, an offer to sell or solicitation to buy any commodities. This document may not be reproduced, distributed or published, in whole or in part, by any recipient hereof for any purpose without prior permission from the Company. IASL and its affiliates and/or their officers, directors and employees may have positions in any commodities mentioned in this document (or in any related investment) and may from time to time add to or dispose of any such commodities (or investment). Please see the detailed disclaimer at <http://www.agriwatch.com/Disclaimer.asp> © 2022 Indian Agribusiness Systems Limited