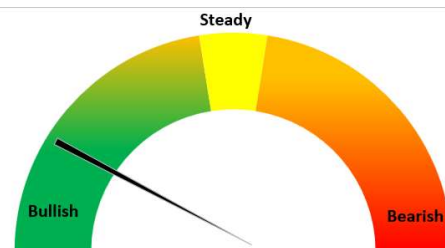


### Today's Update

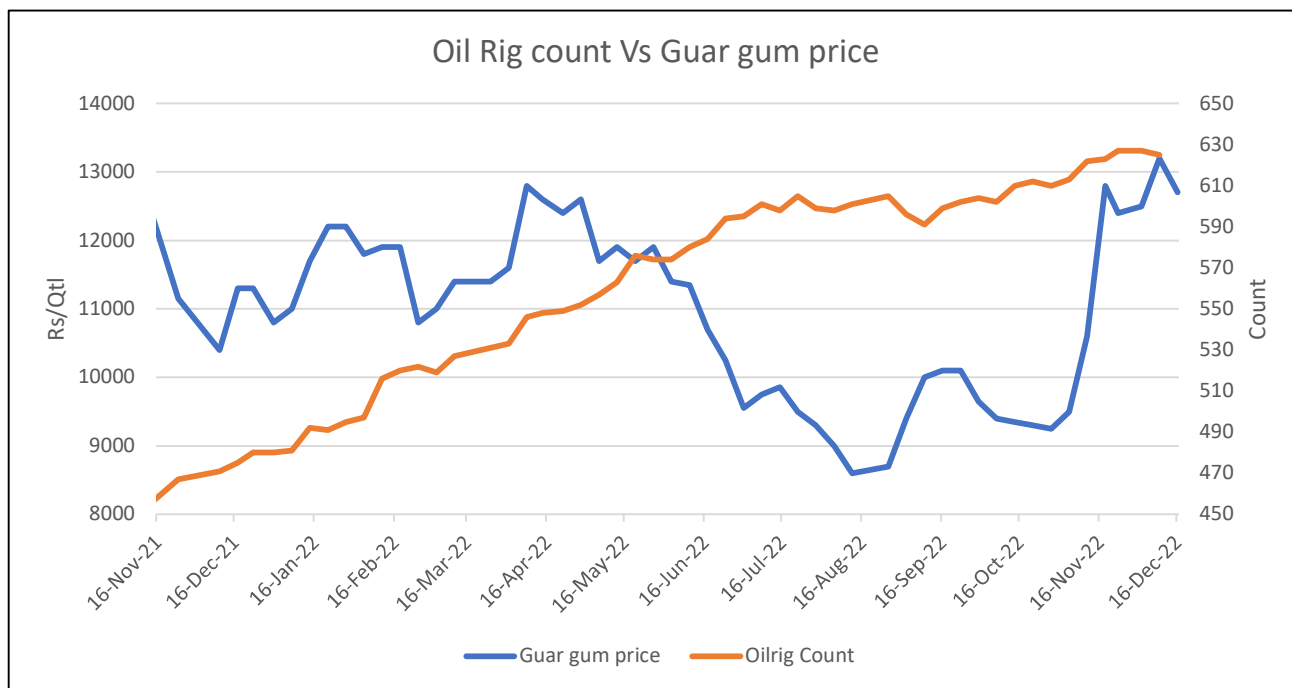
Today, Guar seed Jodhpur delivery prices remained steady at INR 6,143/Qtl as compared to the previous day. However, in other cash markets, Guar seed traded with mixed sentiments. In Rajasthan, arrivals went down at 6,150 qtl. Vs 6,570 qtl. previous day. However, in Haryana, arrivals went up at 1,650 qtl. Vs 2,474 qtl. previous day. Jodhpur Guar seed delivery prices are expected to trade in the range of Rs. 5,600-6,400/Qtl. in near term amid shrink in arrivals.






Month till date, Guar seed prices went up by 31% at Rs. 6,143/qtl. as compared to October month closing at Rs. 4,673/qtl., seed prices this week went down by 1.6% and while in Guar gum, the prices went up by 35% at Rs. 12,400/qtl. as compared to October month closing at Rs. 9,200/qtl. while a decline of 2.3% in the gum prices was seen this week.

### Oilrig Count Vs Guar gum Prices

As on 16th Dec '2022, as per data released by Baker Hughes, the number of oilrigs in USA decreased by 5 at 620 as compared to the previous week at 625 while the guar gum weekly prices went down by 3%.







**WTI Crude Oil**

WTI Crude oil 19th Dec'22	% Change
19th Dec '22	0.66% 
1 Week	4.13% 
Month till date	-7.19% 

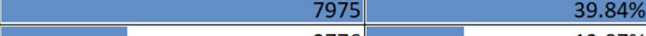















**Guar Split Exports**

India's Guar split exports increased in the month of November '2022 by 18% to 4,500 MT as compared to 3,800 MT previous month. However, the Guar split shipments up by 72% in



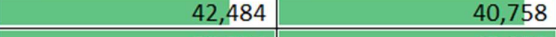

Country	Guar Split exported in Nov '22 (MT)	% Share
CHINA	2900 	64.44%
USA	900 	20.00%
CANADA	580 	12.89%
RUSSIA	120 	2.67%
<b>Grand Total</b>	<b>4500</b>	<b>100.00%</b>

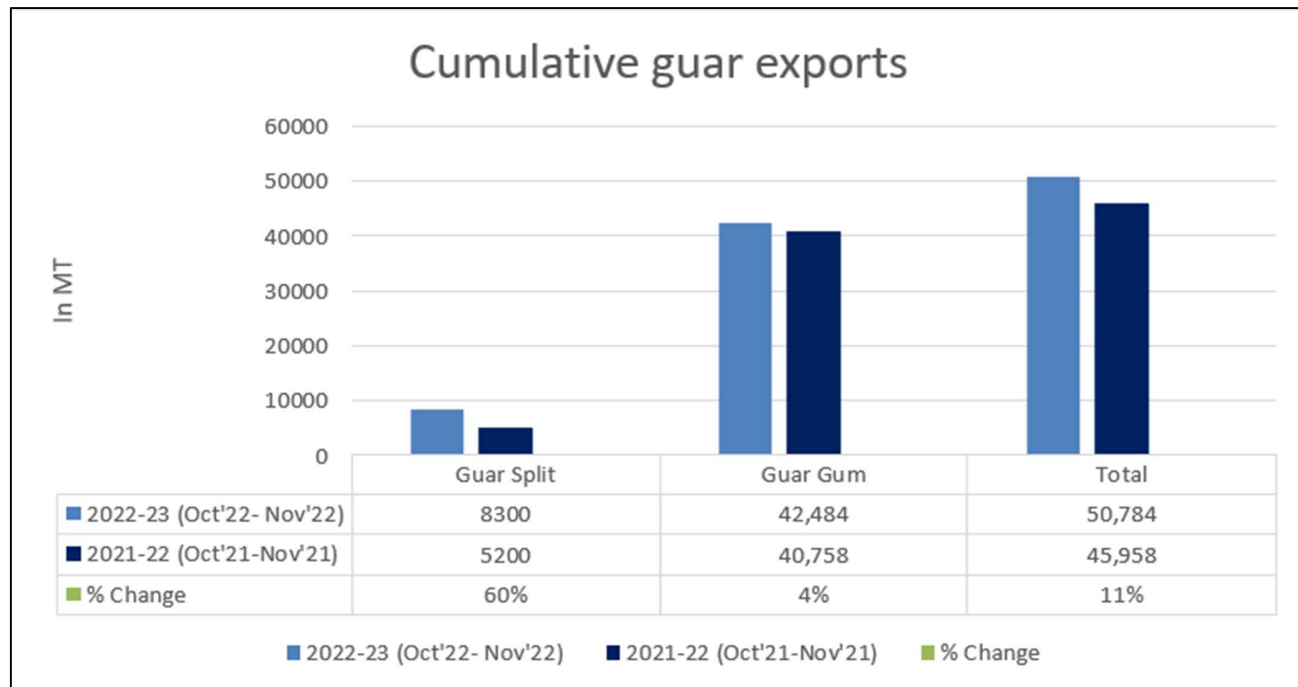
November '22 compared to the same period last year. Out of the total exports, around 2,900 MT (64.44%) was bought by China, 900 MT (20%) bought by the USA, 580 MT (12.89%) by Canada and 120 MT (2.67%) bought by Russia.

**Guar Gum Exports:** India's Guar gum exports decreased in the month of November '2022 by 11% to 20,018 MT compared to 22,466 MT during previous month. However, the gum shipments went up by 15% in November 2022 compared to the same period last year. Out of the total exported quantity, around 7975 MT (39.84%) was bought by the US, Russia bought 2,776 MT (13.87%), Germany 1,650 MT (8.24%), China 852 MT (4.26%) and Canada 739 MT (3.69%). We expect Guar gum export in Dec '22 around 22,000-25,000 tonnes.

Countries	Guar gum exported in Nov '22( MT)	Guar gum export (% Share)
USA	7975 	39.84%
RUSSIA	2776 	13.87%
GERMANY	1650 	8.24%
CHINA	852 	4.26%
CANADA	739 	3.69%
AUSTRALIA	621 	3.10%
UNITED KINGDOM	441 	2.20%
BRAZIL	434 	2.17%
ITALY	417 	2.08%
DOMINICAN REPUBLIC	378 	1.89%
UAE	266 	1.33%
POLAND	254 	1.27%
TURKEY	227 	1.13%
FRANCE	222 	1.11%
THAILAND	219 	1.10%
OTHERS	2546 	12.72%
<b>TOTAL</b>	<b>20018</b>	<b>100.00%</b>

**Total Cumulative Guar exports** Oct-Nov '22 went up by 11% to 0.50 Lakh tonnes as compared to 0.45 Lakh tonnes previous year same period.

Attributes	2022-23 (Oct'22- Nov'22)	2021-22 (Oct'21-Nov'21)	% Change
Guar Split	8300 	5200 	60%
Guar Gum	42,484 	40,758 	4%
<b>Total</b>	<b>50,784</b>	<b>45,958</b>	<b>11%</b>


**NCDEX Futures Market**
**NCDEX-FUTURES MARKET – Guar Seed**

Contract	% chg	Open	High	Low	Close	Volume	Change	OI	Change
Jan-23	+0.70	5,879	5,935	5,645	5,905	60,800	34435	47220	-4375
Feb-23	+0.64	5,956	6,000	5,720	5,974	10,160	7530	14740	2095

**NCDEX-FUTURES MARKET- Guar Gum**

Contract	% chg	Open	High	Low	Close	Volume	Change	OI	Change
Jan-23	+0.54	12360	12480	11840	12400	21910	8545	34725	-1830
Feb-23	+0.38	12451	12625	12000	12547	4150	950	11290	1955



Guar seed Stock Position:			
Stocks	Demat	In-Process	Total
	22-Dec-22	22-Dec-22	22-Dec-22
Bikaner	14257	822	15079
Deesa	-	-	0
Sri Ganganagar	675	60	735
Jodhpur	791	0	791
Nokha	-	-	-

Guar Gum Stock Position:			
Stocks	Demat	In-Process	Total
	22-Dec-22	22-Dec-22	22-Dec-22
Deesa	75	0	75
Bikaner	3104	20	3124
Jodhpur	12408	338	12746
Nokha	1372	60	1432
Sri Ganganagar	135	0	135

Churi and Korma Prices:		23-Dec-22
Commodity	Centre	Rs. /75 kg.
Churi	Jodhpur	2000
Korma	Jodhpur	3000



Guar seed EDD:					
	10-Jan-23	10-Feb-23	10-Mar-23	10-Apr-23	10-May-23
<b>Bikaner</b>	3684	1395	199	190	60
<b>Deesa</b>	-	-	-	-	-
<b>Sri Ganganagar</b>	60	-	-	-	-
<b>Jodhpur</b>	-	-	-	-	-
<b>Nokha</b>	-	-	-	-	-

Guar Gum EDD:					
	10-Jan-23	10-Feb-23	10-Mar-23	10-Apr-23	10-May-23
<b>Deesa</b>	-	-	-	-	-
<b>Bikaner</b>	379	229	189	228	60
<b>Jodhpur</b>	661	646	69	139	189
<b>Nokha</b>	-	65	40	20	100
<b>Sri Ganganagar</b>	-	115	-	-	-

Guar Seed Prices at Key Spot Markets:					
Commodity	District	Centre	Prices (Rs/Qtl)		Change
Guar Seed			23-Dec-22	22-Dec-22	
Rajasthan	Jodhpur	Jodhpur (Loose)	5850	5850	Unch
		Jodhpur (Delivery)	6143	6143	Unch
	Sri-Ganganagar	Sri-Ganganagar (Loose)	5700	5600	100
		Sri-Ganganagar (Delivery)	5850	5750	100
		Rawla (Loose)	NR	NR	-
		Gharsana (Loose)	NA	NA	-
		Raisinghnagar (Loose)	5720	5650	70
	Bikaner	Bikaner (Loose)	5650	5650	Unch
		Bikaner (Delivery)	5933	5933	Unch
		Nokha (Loose)	5675	5675	Unch
		Nokha (Delivery)	5959	5959	Unch

		Khajuwala (Loose)	5800	5700	100
		Khajuwala (Delivery)	6090	5985	105
		Lunkaransar (Loose)	5964	5880	84
	Hanumangarh	Hanumangarh (Loose)	5550	5650	-100
		Hanumangarh (Delivery)	5828	5933	-105
		Nohar (Loose)	NA	NA	-
		Pilibanga (Loose)	NA	NA	-
	Nagaur	Nagaur (Loose)	5600	5700	-100
	Churu	Churu (Delivery)	5850	5800	50
	Alwar	Alwar (Loose)	5600	5500	100
Haryana	Hisar	Adampur (Loose)	5600	5690	-90
		Adampur (Delivery)	5880	5975	-95
	Bhiwani	Bhiwani (Delivery)	NR	NR	-
		Siwani (Loose)	5800	5775	25
	Sirsa	Sirsa (Loose)	5600	5650	-50
		Dhabwali (Loose)	5625	5700	-75
		Dhabwali (Delivery)	5906	5985	-79
		Ellanabad (Loose)	NA	NA	-
	Fatehabad	Fatehabad (Loose)	5500	5500	Unch
Gujarat	Banaskantha	Deesa (Loose)	5375	NA	-
	Patan	Patan (Loose)	5650	5555	95
	Rajkot	Rajkot (Loose)	5700	5800	-100
	Jamnagar	Dhrol (Loose)	NA	NA	-
Madhya Pradesh	Gwalior	Dabra (Loose)	NA	NA	-
Guar Gum					
Rajasthan	Jodhpur	Jodhpur	12400	12400	Unch
	Alwar	Alwar	12500	12500	Unch
	Hanumangarh	Nohar	NA	NA	-
Haryana	Bhiwani	Bhiwani	NR	NR	-
	Sirsa	Sirsa	12300	12200	100
		Dhabwali	12300	12200	100
		Ellanabad	NA	NA	-
	Fatehabad	Fatehabad	12300	12200	100

Guar Seed Arrivals in Key Centers					
Commodity	District	Centre	Arrivals (Quintals)		Change
Guar Seed			23-Dec-22	22-Dec-22	
Rajasthan	Jodhpur	Jodhpur	200	200	Unch
	Sri-Ganganagar	Sri-Ganganagar	200	300	-100

		Rawla	NR	NR	-
		Gharsana	NA	NA	-
		Raisinghnagar	300	200	100
	Bikaner	Bikaner	1000	1000	Unch
		Nokha	1600	1500	100
		Khajuwala	1500	1600	-100
		Lunkaransar	500	700	-200
	Hanumangarh	Hanumangarh	50	170	-120
		Nohar	NA	NA	-
		Pilibanga	NA	NA	-
	Nagaur	Nagaur	300	400	-100
	Churu	Churu	500	500	Unch
	Alwar	Alwar	NA	NA	-
Haryana	Hisar	Adampur	800	500	300
	Bhiwani	Bhiwani	NR	NR	-
		Siwani	500	1200	-700
	Sirsa	Sirsa	300	700	-400
		Dhabwali	NA	24	-
		Ellanabad	NA	NA	-
	Fatehabad	Fatehabad	50	50	Unch
Gujarat	Banaskantha	Deesa	8	NA	-
	Patan	Patan	19	19	Unch
	Rajkot	Rajkot	250	220	30
	Jamnagar	Dhrol	NA	NA	-
Madhya Pradesh	Gwalior	Dabra	NA	NA	-
Total Arrivals/Above Markets			8077	9283	-1206

**Disclaimer**

The information and opinions contained in the document have been compiled from sources believed to be reliable. The company does not warrant its accuracy, completeness and correctness. Use of data and information contained in this report is at your own risk. This document is not, and should not be construed as, an offer to sell or solicitation to buy any commodities. This document may not be reproduced, distributed or published, in whole or in part, by any recipient hereof for any purpose without prior permission from the Company. IASL and its affiliates and/or their officers, directors and employees may have positions in any commodities mentioned in this document (or in any related investment) and may from time to time add to or dispose of any such commodities (or investment). Please see the detailed disclaimer at <http://www.agriwatch.com/Disclaimer.asp> © 2022 Indian Agribusiness Systems Limited