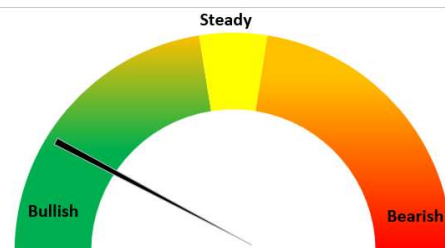


Today's Update

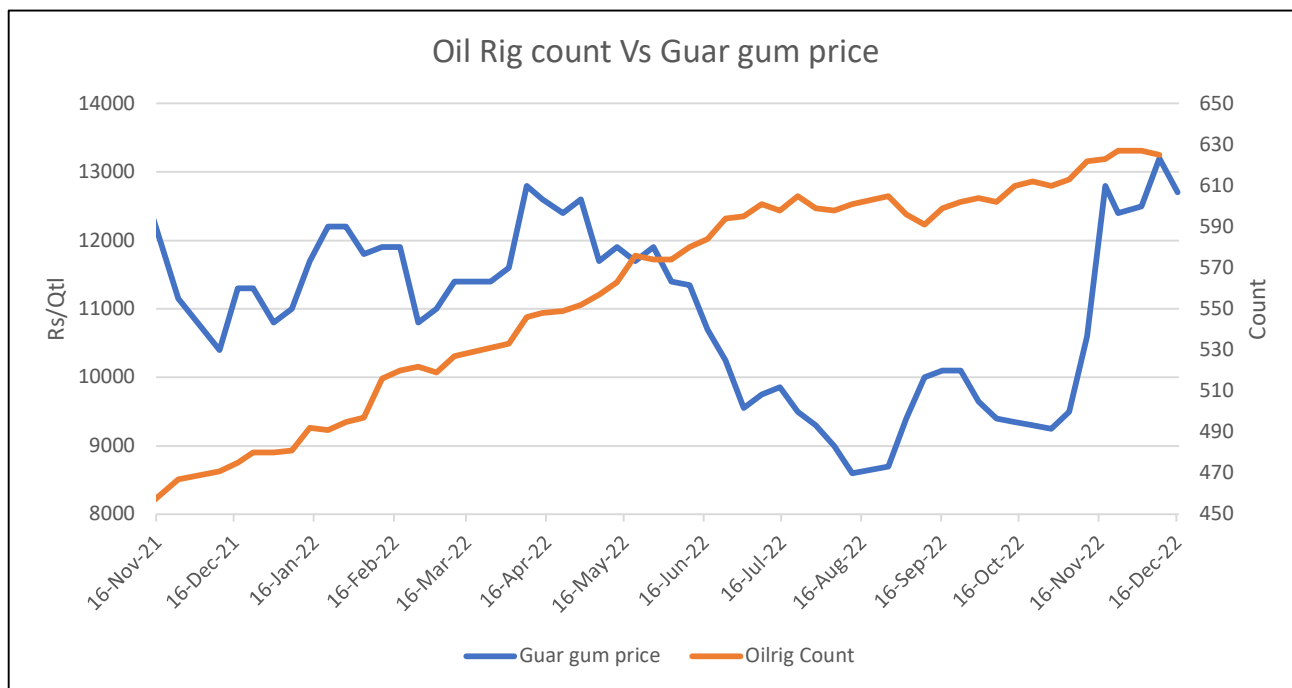
Today, Guar seed Jodhpur delivery prices went down at INR 6,038/Qtl. as compared to INR 6,143/Qtl the previous day. However, in other cash markets, Guar seed traded with mixed sentiments. In Rajasthan, arrivals went down at 5,670 qtl. Vs 6,150 qtl. previous day. However, in Haryana, arrivals went up at 1,750 qtl. Vs 1,650 qtl. previous day. Jodhpur Guar seed delivery prices are expected to trade in the range of Rs. 5,600-6,400/Qtl. in near term amid shrink in arrivals.






Month till date, Guar seed prices went up by 29% at Rs. 6,038/qtl. as compared to October month closing at Rs. 4,673/qtl., seed prices this week went down by 3% and while in Guar gum, the prices went up by 34% at Rs. 12,300/qtl. as compared to October month closing at Rs. 9,200/qtl. while a decline of 3% in the gum prices was seen this week.

Oilrig Count Vs Guar gum Prices

As on 16th Dec '2022, as per data released by Baker Hughes, the number of oilrigs in USA decreased by 5 at 620 as compared to the previous week at 625 while the guar gum weekly prices went down by 3%.







WTI Crude Oil

WTI Crude oil 19th Dec'22	% Change
19th Dec '22	0.66% 
1 Week	4.13% 
Month till date	-7.19% 

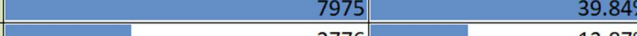















Guar Split Exports

India's Guar split exports increased in the month of November '2022 by 18% to 4,500 MT as compared to 3,800 MT previous month. However, the Guar split shipments up by 72% in





Country	Guar Split exported in Nov '22 (MT)	% Share
CHINA	2900 	64.44%
USA	900 	20.00%
CANADA	580 	12.89%
RUSSIA	120 	2.67%
Grand Total	4500	100.00%

November '22 compared to the same period last year. Out of the total exports, around 2,900 MT (64.44%) was bought by China, 900 MT (20%) bought by the USA, 580 MT (12.89%) by Canada and 120 MT (2.67%) bought by Russia.

Guar Gum Exports: India's Guar gum exports decreased in the month of November '2022 by 11% to 20,018 MT compared to 22,466 MT during previous month. However, the gum shipments went up by 15% in November 2022 compared to the same period last year. Out of the total exported quantity, around 7975 MT (39.84%) was bought by the US, Russia bought 2,776 MT (13.87%), Germany 1,650 MT (8.24%), China 852 MT (4.26%) and Canada 739 MT (3.69%). We expect Guar gum export in Dec '22 around 22,000-25,000 tonnes.

Countries	Guar gum exported in Nov '22(MT)	Guar gum export (% Share)
USA	7975 	39.84%
RUSSIA	2776 	13.87%
GERMANY	1650 	8.24%
CHINA	852 	4.26%
CANADA	739 	3.69%
AUSTRALIA	621 	3.10%
UNITED KINGDOM	441 	2.20%
BRAZIL	434 	2.17%
ITALY	417 	2.08%
DOMINICAN REPUBLIC	378 	1.89%
UAE	266 	1.33%
POLAND	254 	1.27%
TURKEY	227 	1.13%
FRANCE	222 	1.11%
THAILAND	219 	1.10%
OTHERS	2546 	12.72%
TOTAL	20018	100.00%

Total Cumulative Guar exports Oct-Nov '22 went up by 11% to 0.50 Lakh tonnes as compared to 0.45 Lakh tonnes previous year same period.

Attributes	2022-23 (Oct'22- Nov'22)	2021-22 (Oct'21-Nov'21)	% Change
Guar Split	8300 	5200 	60%
Guar Gum	42,484 	40,758 	4%
Total	50,784	45,958	11%



Guar seed Stock Position:			
Stocks	Demat	In-Process	Total
	23-Dec-22	23-Dec-22	23-Dec-22
Bikaner	14257	822	15079
Deesa	-	-	0
Sri Ganganagar	675	60	735
Jodhpur	791	0	791
Nokha	-	-	-

Guar Gum Stock Position:			
Stocks	Demat	In-Process	Total
	23-Dec-22	23-Dec-22	23-Dec-22
Deesa	75	0	75
Bikaner	3104	20	3124
Jodhpur	12408	338	12746
Nokha	1372	60	1432
Sri Ganganagar	135	0	135

Churi and Korma Prices:		24-Dec-22
Commodity	Centre	Rs. /75 kg.
Churi	Jodhpur	2000
Korma	Jodhpur	3000



Guar seed EDD:					
	10-Jan-23	10-Feb-23	10-Mar-23	10-Apr-23	10-May-23
Bikaner	3684	1395	199	190	60
Deesa	-	-	-	-	-
Sri Ganganagar	60	-	-	-	-
Jodhpur	-	-	-	-	-
Nokha	-	-	-	-	-

Guar Gum EDD:					
	10-Jan-23	10-Feb-23	10-Mar-23	10-Apr-23	10-May-23
Deesa	-	-	-	-	-
Bikaner	379	229	189	228	60
Jodhpur	661	646	69	139	189
Nokha	-	65	40	20	100
Sri Ganganagar	-	115	-	-	-

Guar Seed Prices at Key Spot Markets:					
Commodity	District	Centre	Prices (Rs/Qtl)		Change
Guar Seed			24-Dec-22	23-Dec-22	
Rajasthan	Jodhpur	Jodhpur (Loose)	5750	5850	-100
		Jodhpur(Delivery)	6038	6143	-105
	Sri-Ganganagar	Sri-Ganganagar(Loose)	5650	5700	-50
		Sri-Ganganagar (Delivery)	5800	5850	-50
		Rawla (Loose)	NR	NR	-
		Gharsana (Loose)	NA	NA	-
		Raisinghnagar (Loose)	5700	5720	-20
	Bikaner	Bikaner (Loose)	5650	5650	Unch
		Bikaner (Delivery)	5933	5933	Unch
		Nokha(Loose)	5700	5675	25
		Nokha (Delivery)	5985	5959	26

		Khajuwala (Loose)	5800	5800	Unch
		Khajuwala (Delivery)	6090	6090	Unch
		Lunkaransar (Loose)	5933	5964	-31.5
	Hanumangarh	Hanumangarh (Loose)	5550	5550	Unch
		Hanumangarh (Delivery)	5828	5828	Unch
		Nohar (Loose)	NA	NA	-
		Pilibanga (Loose)	NA	NA	-
	Nagaur	Nagaur (Loose)	5600	5600	Unch
	Churu	Churu (Delivery)	NR	5850	-
	Alwar	Alwar (Loose)	NR	5600	-
Haryana	Hisar	Adampur (Loose)	5600	5600	Unch
		Adampur (Delivery)	5880	5880	Unch
	Bhiwani	Bhiwani (Delivery)	5725	NR	-
		Siwani (Loose)	5800	5800	Unch
	Sirsa	Sirsa (Loose)	5700	5600	100
		Dhabwali (Loose)	5725	5625	100
		Dhabwali (Delivery)	6011	5906	105
		Ellanabad (Loose)	NA	NA	-
	Fatehabad	Fatehabad (Loose)	5500	5500	Unch
Gujarat	Banaskantha	Deesa (Loose)	5625	5375	250
	Patan	Patan (Loose)	5650	5650	Unch
	Rajkot	Rajkot (Loose)	5825	5700	125
	Jamnagar	Dhrol (Loose)	5500	NA	-
Madhya Pradesh	Gwalior	Dabra (Loose)	NA	NA	-
Guar Gum					
Rajasthan	Jodhpur	Jodhpur	12300	12400	-100
	Alwar	Alwar	NR	12500	-
	Hanumangarh	Nohar	NA	NA	-
Haryana	Bhiwani	Bhiwani	12380	NR	-
	Sirsa	Sirsa	12300	12300	Unch
		Dhabwali	12300	12300	Unch
		Ellanabad	NA	NA	-
	Fatehabad	Fatehabad	12300	12300	Unch

Guar Seed Arrivals in Key Centers					
Commodity	District	Centre	Arrivals (Quintals)		Change
Guar Seed			24-Dec-22	23-Dec-22	
Rajasthan	Jodhpur	Jodhpur	200	200	Unch
	Sri-Ganganagar	Sri-Ganganagar	200	200	Unch

		Rawla	NR	NR	-
		Gharsana	NA	NA	-
		Raisinghnagar	200	300	-100
	Bikaner	Bikaner	1200	1000	200
		Nokha	1500	1600	-100
		Khajuwala	1500	1500	Unch
		Lunkaransar	600	500	100
	Hanumangarh	Hanumangarh	70	50	20
		Nohar	NA	NA	-
		Pilibanga	NA	NA	-
	Nagaur	Nagaur	200	300	-100
	Churu	Churu	NR	500	-
	Alwar	Alwar	NA	NA	-
Haryana	Hisar	Adampur	800	800	Unch
	Bhiwani	Bhiwani	200	NR	-
		Siwani	300	500	-200
	Sirsa	Sirsa	400	300	100
		Dhabwali	NA	NA	-
		Ellanabad	NA	NA	-
	Fatehabad	Fatehabad	50	50	Unch
Gujarat	Banaskantha	Deesa	47	8	39
	Patan	Patan	42	19	23
	Rajkot	Rajkot	300	250	50
	Jamnagar	Dhrol	1	NA	-
Madhya Pradesh	Gwalior	Dabra	NA	NA	-
Total Arrivals/Above Markets			7810	8077	-267

Disclaimer

The information and opinions contained in the document have been compiled from sources believed to be reliable. The company does not warrant its accuracy, completeness and correctness. Use of data and information contained in this report is at your own risk. This document is not, and should not be construed as, an offer to sell or solicitation to buy any commodities. This document may not be reproduced, distributed or published, in whole or in part, by any recipient hereof for any purpose without prior permission from the Company. IASL and its affiliates and/or their officers, directors and employees may have positions in any commodities mentioned in this document (or in any related investment) and may from time to time add to or dispose of any such commodities (or investment). Please see the detailed disclaimer at <http://www.agriwatch.com/Disclaimer.asp> © 2022 Indian Agribusiness Systems Limited