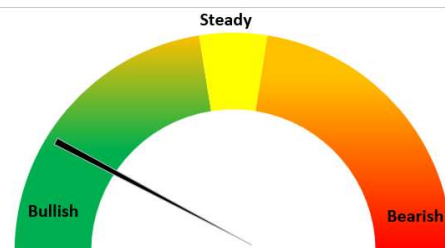


### Today's Update

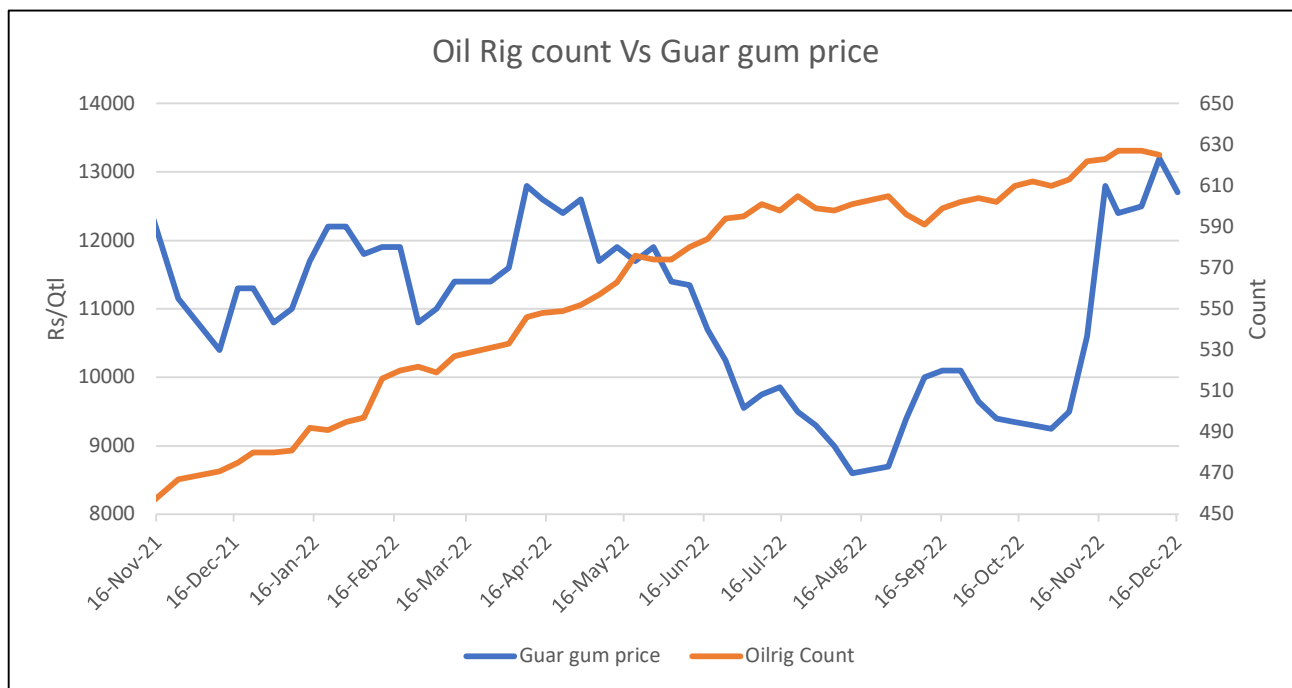
Today, Guar seed Jodhpur delivery prices went marginally up by 0.8% at INR 6,300/Qtl. as compared to INR 6,248/Qtl the previous day. While, in other cash markets, Guar seed traded with mixed sentiments. In Rajasthan, arrivals went up at 7,915 qtl. Vs 7,660 qtl. previous day. While in Haryana, arrivals went down at 2,550 qtl. Vs 3,250 qtl. previous day. Jodhpur Guar seed delivery prices are expected to trade in the range of Rs. 5,600-6,400/Qtl. in near term amid shrink in arrivals.






Month till date, Guar seed prices went up by 35% at Rs. 6,300/qtl. as compared to October month closing at Rs. 4,673/qtl., seed prices this week went marginally up by 0.8% while in Guar gum, the prices went up by 39% at Rs. 12,800/qtl. as compared to October month closing at Rs. 9,200/qtl. while a marginal increase of 0.7% in the gum prices was seen this week.

### Oilrig Count Vs Guar gum Prices

As on 16th Dec '2022, as per data released by Baker Hughes, the number of oilrigs in USA decreased by 5 at 620 as compared to the previous week at 625 while the guar gum weekly prices went down by 3%.







#### WTI Crude Oil

WTI Crude oil 19th Dec'22	% Change
19th Dec '22	0.66% 
1 Week	4.13% 
Month till date	-7.19% 

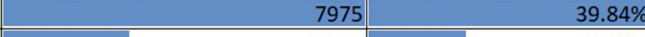















#### Guar Split Exports

India's Guar split exports increased in the month of November '2022 by 18% to 4,500 MT as compared to 3,800 MT previous month. However, the Guar split shipments up by 72% in



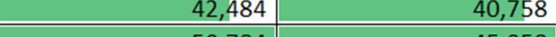



Country	Guar Split exported in Nov '22 (MT)	% Share
CHINA	2900 	64.44%
USA	900 	20.00%
CANADA	580 	12.89%
RUSSIA	120 	2.67%
Grand Total	4500	100.00%

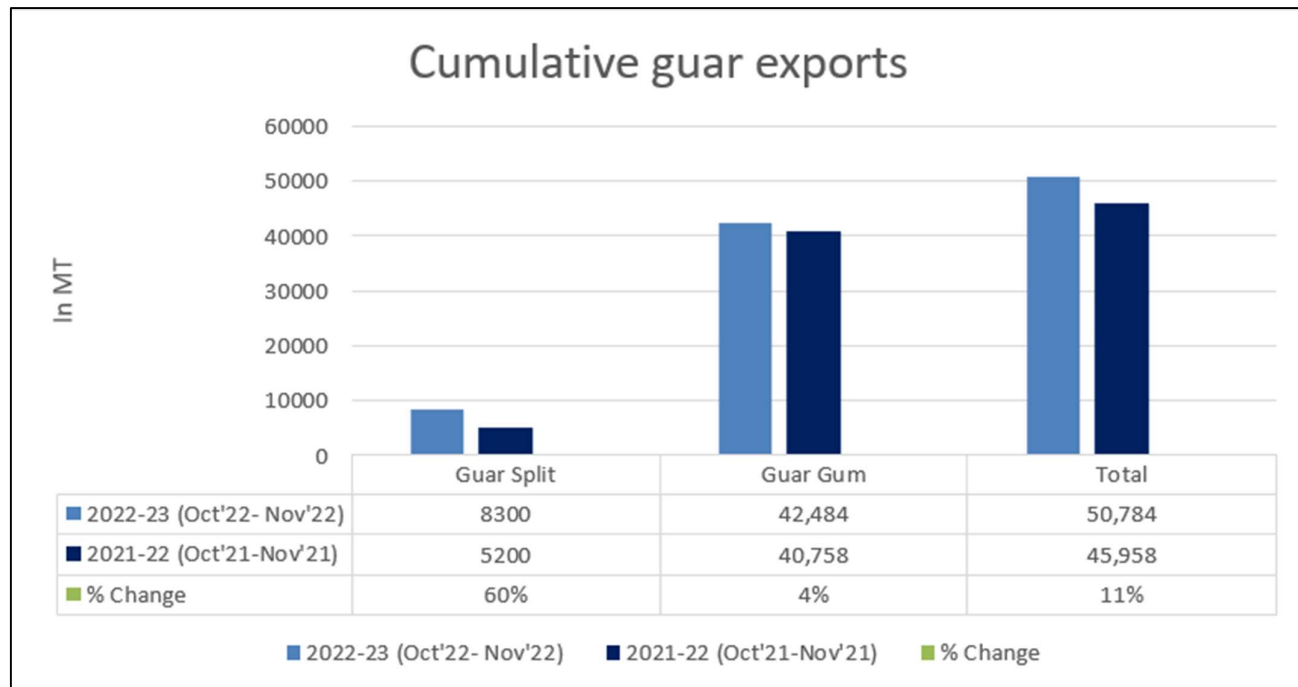
November '22 compared to the same period last year. Out of the total exports, around 2,900 MT (64.44%) was bought by China, 900 MT (20%) bought by the USA, 580 MT (12.89%) by Canada and 120 MT (2.67%) bought by Russia.

**Guar Gum Exports:** India's Guar gum exports decreased in the month of November '2022 by 11% to 20,018 MT compared to 22,466 MT during previous month. However, the gum shipments went up by 15% in November 2022 compared to the same period last year. Out of the total exported quantity, around 7975 MT (39.84%) was bought by the US, Russia bought 2,776 MT (13.87%), Germany 1,650 MT (8.24%), China 852 MT (4.26%) and Canada 739 MT (3.69%). We expect Guar gum export in Dec '22 around 22,000-25,000 tonnes.

Countries	Guar gum exported in Nov '22( MT)	Guar gum export (% Share)
USA	7975 	39.84%
RUSSIA	2776 	13.87%
GERMANY	1650 	8.24%
CHINA	852 	4.26%
CANADA	739 	3.69%
AUSTRALIA	621 	3.10%
UNITED KINGDOM	441 	2.20%
BRAZIL	434 	2.17%
ITALY	417 	2.08%
DOMINICAN REPUBLIC	378 	1.89%
UAE	266 	1.33%
POLAND	254 	1.27%
TURKEY	227 	1.13%
FRANCE	222 	1.11%
THAILAND	219 	1.10%
OTHERS	2546 	12.72%
TOTAL	20018	100.00%

**Total Cumulative Guar exports** Oct-Nov '22 went up by 11% to 0.50 Lakh tonnes as compared to 0.45 Lakh tonnes previous year same period.

Attributes	2022-23 (Oct'22- Nov'22)	2021-22 (Oct'21-Nov'21)	% Change
Guar Split	8300 	5200 	60%
Guar Gum	42,484 	40,758 	4%
Total	50,784 	45,958 	11%


**NCDEX Futures Market**
**NCDEX-FUTURES MARKET – Guar Seed**

Contract	% chg	Open	High	Low	Close	Volume	Change	OI	Change
Jan-23	1.80	5,890	6,050	5,890	6,011	41,990	-18810	42945	-4275
Feb-23	1.99	5,988	6,122	5,988	6,093	9,735	-425	20875	6135

**NCDEX-FUTURES MARKET- Guar Gum**

Contract	% chg	Open	High	Low	Close	Volume	Change	OI	Change
Jan-23	+2.56	12430	12820	12426	12718	16865	-5045	31850	-2875
Feb-23	+2.56	12650	12955	12650	12868	6545	2395	15640	4350



Guar seed Stock Position:			
Stocks	Demat	In-Process	Total
	26-Dec-22	26-Dec-22	26-Dec-22
Bikaner	14257	822	15079
Deesa	-	-	0
Sri Ganganagar	675	60	735
Jodhpur	791	0	791
Nokha	-	-	-

Guar Gum Stock Position:			
Stocks	Demat	In-Process	Total
	26-Dec-22	26-Dec-22	26-Dec-22
Deesa	75	0	75
Bikaner	3104	20	3124
Jodhpur	12408	338	12746
Nokha	1372	60	1432
Sri Ganganagar	135	0	135

Churi and Korma Prices:		27-Dec-22
Commodity	Centre	Rs. /75 kg.
Churi	Jodhpur	2000
Korma	Jodhpur	3000



Guar seed EDD:					
	10-Jan-23	10-Feb-23	10-Mar-23	10-Apr-23	10-May-23
<b>Bikaner</b>	3684	1395	199	190	60
<b>Deesa</b>	-	-	-	-	-
<b>Sri Ganganagar</b>	60	-	-	-	-
<b>Jodhpur</b>	-	-	-	-	-
<b>Nokha</b>	-	-	-	-	-

Guar Gum EDD:					
	10-Jan-23	10-Feb-23	10-Mar-23	10-Apr-23	10-May-23
<b>Deesa</b>	-	-	-	-	-
<b>Bikaner</b>	379	229	189	228	60
<b>Jodhpur</b>	661	646	69	139	189
<b>Nokha</b>	-	65	40	20	100
<b>Sri Ganganagar</b>	-	115	-	-	-

Guar Seed Prices at Key Spot Markets:					
Commodity	District	Centre	Prices (Rs/Qtl)		Change
Guar Seed			27-Dec-22	26-Dec-22	
Rajasthan	Jodhpur	Jodhpur (Loose)	6000	5950	50
		Jodhpur(Delivery)	6300	6248	53
	Sri-Ganganagar	Sri-Ganganagar(Loose)	5700	5600	100
		Sri-Ganganagar (Delivery)	5850	5750	100
		Rawla (Loose)	NR	NR	-
		Gharsana (Loose)	NA	NA	-
		Raisinghnagar (Loose)	5825	5750	75
	Bikaner	Bikaner (Loose)	5850	5750	100
		Bikaner (Delivery)	6143	6038	105
		Nokha(Loose)	5875	5825	50
		Nokha (Delivery)	6169	6116	53

		Khajuwala (Loose)	5900	5850	50
		Khajuwala (Delivery)	6195	6143	53
		Lunkaransar (Loose)	6143	6038	105
	Hanumangarh	Hanumangarh (Loose)	5700	5650	50
		Hanumangarh (Delivery)	5985	5933	53
		Nohar (Loose)	NA	NA	-
		Pilibanga (Loose)	NA	NA	-
	Nagaur	Nagaur (Loose)	5730	5650	80
	Churu	Churu (Delivery)	6000	5900	100
	Alwar	Alwar (Loose)	5700	5700	Unch
Haryana	Hisar	Adampur (Loose)	5800	5700	100
		Adampur (Delivery)	6090	5985	105
	Bhiwani	Bhiwani (Delivery)	NR	NR	-
		Siwani (Loose)	5750	5900	-150
	Sirsa	Sirsa (Loose)	5700	5760	-60
		Dhabwali (Loose)	5725	5785	-60
		Dhabwali (Delivery)	6011	6074	-63
		Ellanabad (Loose)	NA	NA	-
	Fatehabad	Fatehabad (Loose)	5500	5600	-100
Gujarat	Banaskantha	Deesa (Loose)	5525	5655	-130
	Patan	Patan (Loose)	5545	5250	295
	Rajkot	Rajkot (Loose)	5820	5875	-55
	Jamnagar	Dhrol (Loose)	NA	NA	-
Madhya Pradesh	Gwalior	Dabra (Loose)	NA	NA	-
Guar Gum					
Rajasthan	Jodhpur	Jodhpur	12800	12700	100
	Alwar	Alwar	13000	12600	400
	Hanumangarh	Nohar	NA	NA	-
Haryana	Bhiwani	Bhiwani	NR	NR	-
	Sirsa	Sirsa	12800	12800	Unch
		Dhabwali	12800	12800	Unch
		Ellanabad	NA	NA	-
	Fatehabad	Fatehabad	12800	12800	Unch

Guar Seed Arrivals in Key Centers					
Commodity	District	Centre	Arrivals (Quintals)		Change
Guar Seed			27-Dec-22	26-Dec-22	
Rajasthan	Jodhpur	Jodhpur	200	200	Unch
	Sri-Ganganagar	Sri-Ganganagar	200	200	Unch

		Rawla	NR	NR	-
		Gharsana	NA	NA	-
		Raisinghnagar	250	300	-50
	Bikaner	Bikaner	2000	1000	1000
		Nokha	2000	1500	500
		Khajuwala	1500	2000	-500
		Lunkaransar	700	1500	-800
	Hanumangarh	Hanumangarh	65	60	5
		Nohar	NA	NA	-
		Pilibanga	NA	NA	-
	Nagaur	Nagaur	500	400	100
	Churu	Churu	500	500	Unch
	Alwar	Alwar	NA	NA	-
Haryana	Hisar	Adampur	1500	1200	300
	Bhiwani	Bhiwani	NR	NR	-
		Siwani	600	1500	-900
	Sirsa	Sirsa	400	500	-100
		Dhabwali	NA	NA	-
		Ellanabad	NA	NA	-
	Fatehabad	Fatehabad	50	50	Unch
Gujarat	Banaskantha	Deesa	95	140	-45
	Patan	Patan	19	2	17
	Rajkot	Rajkot	300	350	-50
	Jamnagar	Dhrol	NA	NA	-
Madhya Pradesh	Gwalior	Dabra	NA	NA	-
Total Arrivals/Above Markets			10879	11402	-523

**Disclaimer**

The information and opinions contained in the document have been compiled from sources believed to be reliable. The company does not warrant its accuracy, completeness and correctness. Use of data and information contained in this report is at your own risk. This document is not, and should not be construed as, an offer to sell or solicitation to buy any commodities. This document may not be reproduced, distributed or published, in whole or in part, by any recipient hereof for any purpose without prior permission from the Company. IASL and its affiliates and/or their officers, directors and employees may have positions in any commodities mentioned in this document (or in any related investment) and may from time to time add to or dispose of any such commodities (or investment). Please see the detailed disclaimer at <http://www.agriwatch.com/Disclaimer.asp> © 2022 Indian Agribusiness Systems Limited