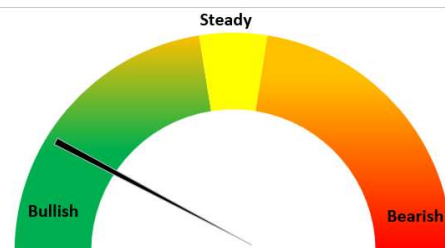


Today's Update

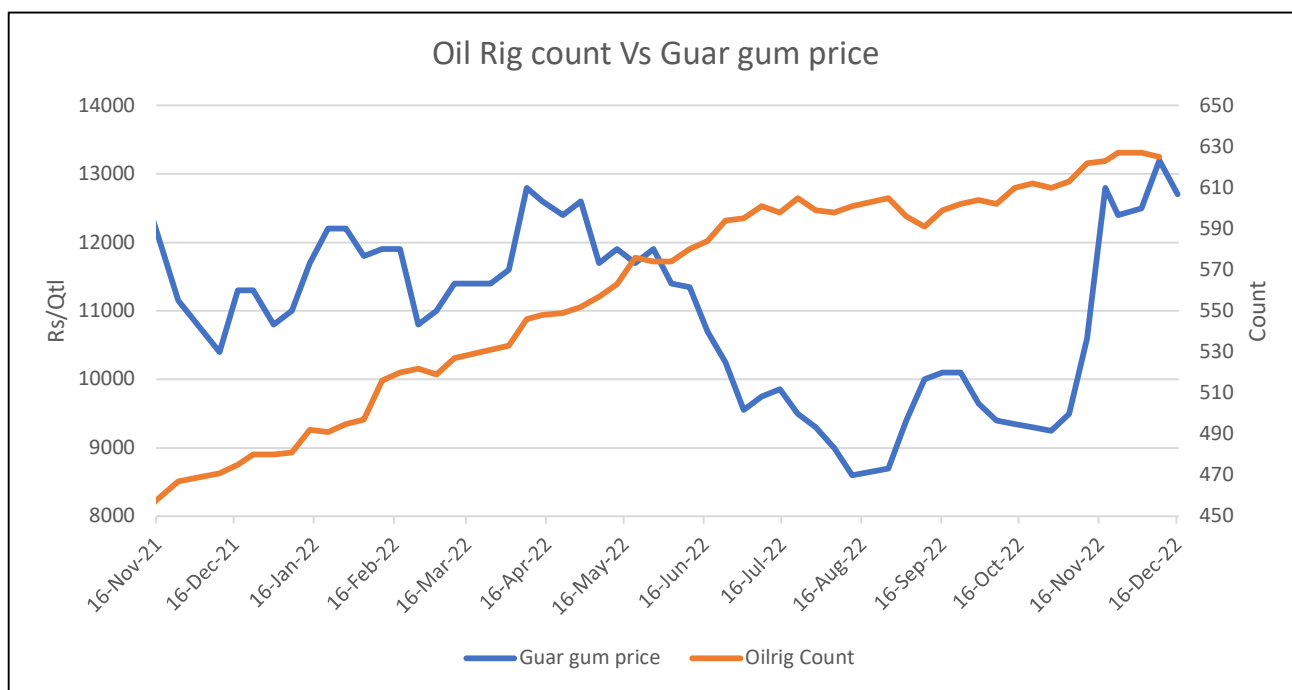
Today, Guar seed Jodhpur delivery prices remained steady at INR 6,300/Qtl. as compared to the previous day. While, in other cash markets, Guar seed traded with mixed sentiments. In Rajasthan, arrivals went up at 7,725 qtl. Vs 7,915 qtl. previous day. While in Haryana, arrivals went down at 2,535 qtl. Vs 2,550 qtl. previous day. Jodhpur Guar seed delivery prices are expected to trade in the range of Rs. 5,800-6,500/Qtl. in near term amid shrink in arrivals.



Month till date, Guar seed prices went up by 35% at Rs. 6,300/qtl. as compared to October month closing at Rs. 4,673/qtl., seed prices this week went up by 4.3% while in Guar gum, the prices went up by 39% at Rs. 12,800/qtl. as compared to October month closing at Rs. 9,200/qtl. while an increase of 3.2% in the gum prices was seen this week.

Oilrig Count Vs Guar gum Prices

As on 16th Dec '2022, as per data released by Baker Hughes, the number of oilrigs in USA decreased by 5 at 620 as compared to the previous week at 625 while the guar gum weekly prices went down by 3%.



WTI Crude Oil

WTI Crude oil 28th Dec'22	% Change
28th Dec '22	-0.95%
1 Week	-0.62%
Month till date	-2.01%

Guar Split Exports

India's Guar split exports increased in the month of November '2022 by 18% to 4,500 MT as compared to 3,800 MT previous month. However, the Guar split shipments up by 72% in

Country	Guar Split exported in Nov '22 (MT)	% Share
CHINA	2900	64.44%
USA	900	20.00%
CANADA	580	12.89%
RUSSIA	120	2.67%
Grand Total	4500	100.00%

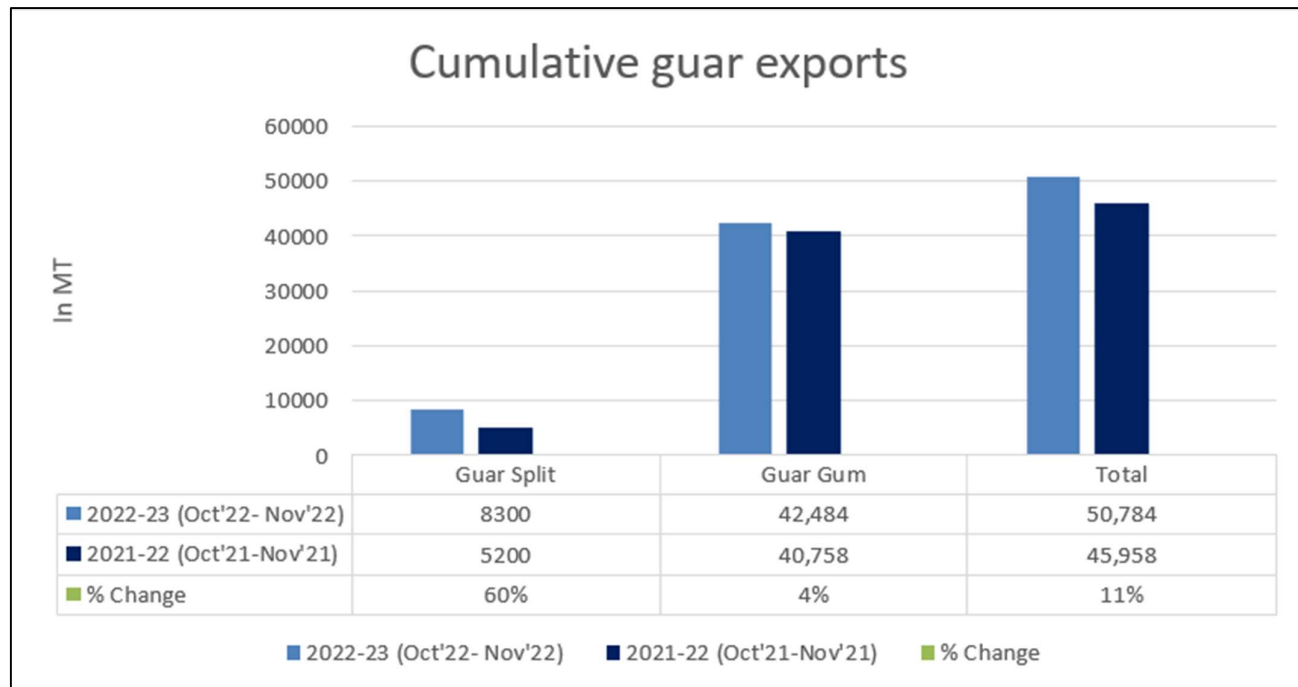
November '22 compared to the same period last year. Out of the total exports, around 2,900 MT (64.44%) was bought by China, 900 MT (20%) bought by the USA, 580 MT (12.89%) by Canada and 120 MT (2.67%) bought by Russia.

Guar Gum Exports: India's Guar gum exports decreased in the month of November '2022 by 11% to 20,018 MT compared to 22,466 MT during previous month. However, the gum shipments went up by 15% in November 2022 compared to the same period last year. Out of the total exported quantity, around 7975 MT (39.84%) was bought by the US, Russia bought 2,776 MT (13.87%), Germany 1,650 MT (8.24%), China 852 MT (4.26%) and Canada 739 MT (3.69%). We expect Guar gum export in Dec '22 around 22,000-25,000 tonnes.

Countries	Guar gum exported in Nov '22(MT)	Guar gum export (% Share)
USA	7975	39.84%
RUSSIA	2776	13.87%
GERMANY	1650	8.24%
CHINA	852	4.26%
CANADA	739	3.69%
AUSTRALIA	621	3.10%
UNITED KINGDOM	441	2.20%
BRAZIL	434	2.17%
ITALY	417	2.08%
DOMINICAN REPUBLIC	378	1.89%
UAE	266	1.33%
POLAND	254	1.27%
TURKEY	227	1.13%
FRANCE	222	1.11%
THAILAND	219	1.10%
OTHERS	2546	12.72%
TOTAL	20018	100.00%

Total Cumulative Guar exports Oct-Nov '22 went up by 11% to 0.50 Lakh tonnes as compared to 0.45 Lakh tonnes previous year same period.

Attributes	2022-23 (Oct'22- Nov'22)	2021-22 (Oct'21-Nov'21)	% Change
Guar Split	8300	5200	60%
Guar Gum	42,484	40,758	4%
Total	50,784	45,958	11%


NCDEX Futures Market
NCDEX-FUTURES MARKET – Guar Seed

Contract	% chg	Open	High	Low	Close	Volume	Change	OI	Change
Jan-23	-0.66	6,085	6,085	5,966	6,018	22,620	-19370	39815	-3130
Feb-23	-0.68	6,139	6,147	6,051	6,098	8,315	-1420	27930	7055

NCDEX-FUTURES MARKET- Guar Gum

Contract	% chg	Open	High	Low	Close	Volume	Change	OI	Change
Jan-23	-0.72	12858	12860	12670	12742	7940	-8925	27445	-4405
Feb-23	-0.86	13000	13035	12840	12898	6150	-395	21890	6250



Guar seed Stock Position:			
Stocks	Demat	In-Process	Total
	27-Dec-22	27-Dec-22	27-Dec-22
Bikaner	14988	867	15855
Deesa	-	-	0
Sri Ganganagar	734	25	759
Jodhpur	791	0	791
Nokha	-	-	-

Guar Gum Stock Position:			
Stocks	Demat	In-Process	Total
	27-Dec-22	27-Dec-22	27-Dec-22
Deesa	75	0	75
Bikaner	3065	20	3085
Jodhpur	12796	258	13054
Nokha	1412	40	1452
Sri Ganganagar	135	0	135

Churi and Korma Prices:		28-Dec-22
Commodity	Centre	Rs. /75 kg.
Churi	Jodhpur	2100
Korma	Jodhpur	2250

Guar seed EDD:					
	10-Jan-23	10-Feb-23	10-Mar-23	10-Apr-23	10-May-23
Bikaner	3684	1395	199	190	60
Deesa	-	-	-	-	-
Sri Ganganagar	60	-	-	-	-
Jodhpur	-	-	-	-	-
Nokha	-	-	-	-	-

Guar Gum EDD:					
	10-Jan-23	10-Feb-23	10-Mar-23	10-Apr-23	10-May-23
Deesa	-	-	-	-	-
Bikaner	379	159	189	228	60
Jodhpur	472	646	69	139	189
Nokha	-	45	40	20	100
Sri Ganganagar	-	115	-	-	-

Guar Seed Prices at Key Spot Markets:					
Commodity	District	Centre	Prices (Rs/Qtl)		Change
Guar Seed			28-Dec-22	27-Dec-22	
Rajasthan	Jodhpur	Jodhpur (Loose)	6000	6000	Unch
		Jodhpur(Delivery)	6300	6300	Unch
	Sri-Ganganagar	Sri-Ganganagar(Loose)	5750	5700	50
		Sri-Ganganagar (Delivery)	5900	5850	50
		Rawla (Loose)	-	5725	-
		Gharsana (Loose)	NA	NA	-
		Raisinghnagar (Loose)	5750	5825	-75
	Bikaner	Bikaner (Loose)	5750	5850	-100
		Bikaner (Delivery)	6038	6143	-105
		Nokha(Loose)	5800	5875	-75
		Nokha (Delivery)	6090	6169	-79

		Khajuwala (Loose)	5800	5900	-100
		Khajuwala (Delivery)	6090	6195	-105
		Lunkaransar (Loose)	5985	6143	-158
	Hanumangarh	Hanumangarh (Loose)	5750	5700	50
		Hanumangarh (Delivery)	6038	5985	53
		Nohar (Loose)	5700	5805	-105
		Pilibanga (Loose)	5750	5780	-30
	Nagaur	Nagaur (Loose)	5700	5730	-30
	Churu	Churu (Delivery)	NR	6000	-
	Alwar	Alwar (Loose)	NR	5700	-
Haryana	Hisar	Adampur (Loose)	5850	5800	50
		Adampur (Delivery)	6143	6090	53
	Bhiwani	Bhiwani (Delivery)	NR	NR	-
		Siwani (Loose)	5900	5750	150
	Sirsa	Sirsa (Loose)	5700	5700	Unch
		Dhabwali (Loose)	5725	5725	Unch
		Dhabwali (Delivery)	6011	6011	Unch
		Ellanabad (Loose)	5800	5700	100
	Fatehabad	Fatehabad (Loose)	5500	5500	Unch
Gujarat	Banaskantha	Deesa (Loose)	5710	5525	185
	Patan	Patan (Loose)	5700	5545	155
	Rajkot	Rajkot (Loose)	5790	5820	-30
	Jamnagar	Dhrol (Loose)	5500	NA	-
Madhya Pradesh	Gwalior	Dabra (Loose)	NA	NA	-
Guar Gum					
Rajasthan	Jodhpur	Jodhpur	12700	12800	-100
	Alwar	Alwar	NR	13000	-
	Hanumangarh	Nohar	NA	NA	-
Haryana	Bhiwani	Bhiwani	NR	NR	-
	Sirsa	Sirsa	12800	12800	Unch
		Dhabwali	12900	12900	Unch
		Ellanabad	12800	12800	Unch
	Fatehabad	Fatehabad	12800	12800	Unch

Guar Seed Arrivals in Key Centers					
Commodity	District	Centre	Arrivals (Quintals)		Change
Guar Seed			28-Dec-22	27-Dec-22	
Rajasthan	Jodhpur	Jodhpur	200	200	Unch
	Sri-Ganganagar	Sri-Ganganagar	200	200	Unch

		Rawla	0	380	-380
		Gharsana	NA	NA	-
		Raisinghnagar	250	250	Unch
	Bikaner	Bikaner	1500	2000	-500
		Nokha	1500	2000	-500
		Khajuwala	2500	1500	1000
		Lunkaransar	700	700	Unch
	Hanumangarh	Hanumangarh	70	65	5
		Nohar	160	393	-233
		Pilibanga	345	256	89
	Nagaur	Nagaur	300	500	-200
	Churu	Churu	NR	500	-
	Alwar	Alwar	NA	NA	-
Haryana	Hisar	Adampur	1000	1500	-500
	Bhiwani	Bhiwani	NR	NR	-
		Siwani	400	600	-200
	Sirsa	Sirsa	500	400	100
		Dhabwali	35	25	10
		Ellanabad	550	485	65
	Fatehabad	Fatehabad	50	50	Unch
Gujarat	Banaskantha	Deesa	190	95	95
	Patan	Patan	34	19	15
	Rajkot	Rajkot	400	300	100
	Jamnagar	Dhrol	1	NA	-
Madhya Pradesh	Gwalior	Dabra	NA	NA	-
Total Arrivals/Above Markets			10885	12418	-1533

Disclaimer

The information and opinions contained in the document have been compiled from sources believed to be reliable. The company does not warrant its accuracy, completeness and correctness. Use of data and information contained in this report is at your own risk. This document is not, and should not be construed as, an offer to sell or solicitation to buy any commodities. This document may not be reproduced, distributed or published, in whole or in part, by any recipient hereof for any purpose without prior permission from the Company. IASL and its affiliates and/or their officers, directors and employees may have positions in any commodities mentioned in this document (or in any related investment) and may from time to time add to or dispose of any such commodities (or investment). Please see the detailed disclaimer at <http://www.agriwatch.com/Disclaimer.asp> © 2022 Indian Agribusiness Systems Limited