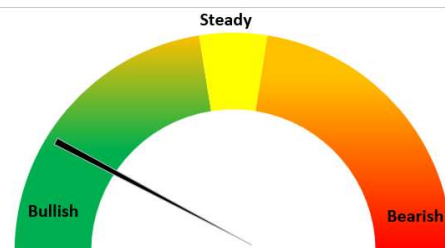


#### Today's Update

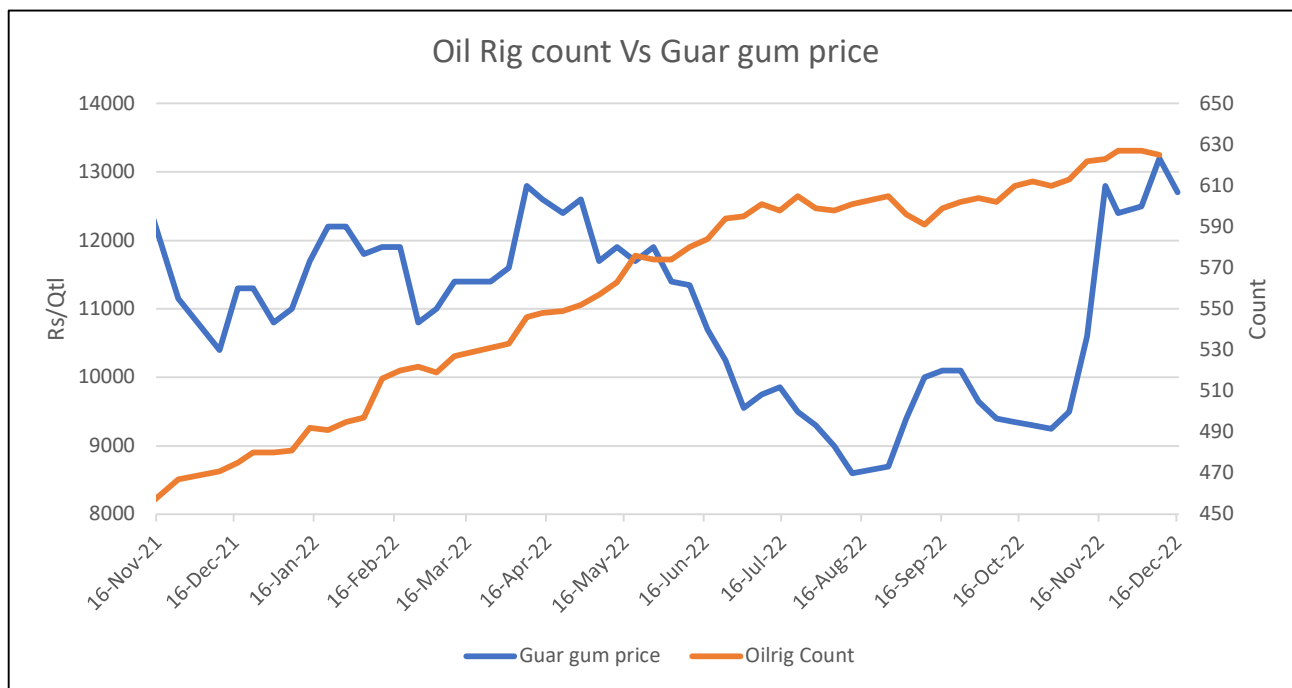
Today, Guar seed Jodhpur delivery prices remained steady at INR 6,300/Qtl. as compared to the previous day. While, in other cash markets, Guar seed traded with mixed sentiments. In Rajasthan, arrivals went down at 7,520 qtl. Vs 7,725 qtl. previous day. While in Haryana, arrivals went up at 2,580 qtl. Vs 2,535 qtl. previous day. Jodhpur Guar seed delivery prices are expected to trade in the range of Rs. 5,800-6,500/Qtl. in near term amid shrink in arrivals.



Month till date, Guar seed prices went up by 35% at Rs. 6,300/qtl. as compared to October month closing at Rs. 4,673/qtl., seed prices this week went up by 4.3% while in Guar gum, the prices went up by 39% at Rs. 12,800/qtl. as compared to October month closing at Rs. 9,200/qtl. while an increase of 3.2% in the gum prices was seen this week.

#### Oilrig Count Vs Guar gum Prices

As on 16th Dec '2022, as per data released by Baker Hughes, the number of oilrigs in USA decreased by 5 at 620 as compared to the previous week at 625 while the guar gum weekly prices went down by 3%.



### WTI Crude Oil

WTI Crude oil 28th Dec'22	% Change
28th Dec '22	-0.95%
1 Week	-0.62%
Month till date	-2.01%

### Guar Split Exports

India's Guar split exports increased in the month of November '2022 by 18% to 4,500 MT as compared to 3,800 MT previous month. However, the Guar split shipments up by 72% in

Country	Guar Split exported in Nov '22 (MT)	% Share
CHINA	2900	64.44%
USA	900	20.00%
CANADA	580	12.89%
RUSSIA	120	2.67%
<b>Grand Total</b>	<b>4500</b>	<b>100.00%</b>

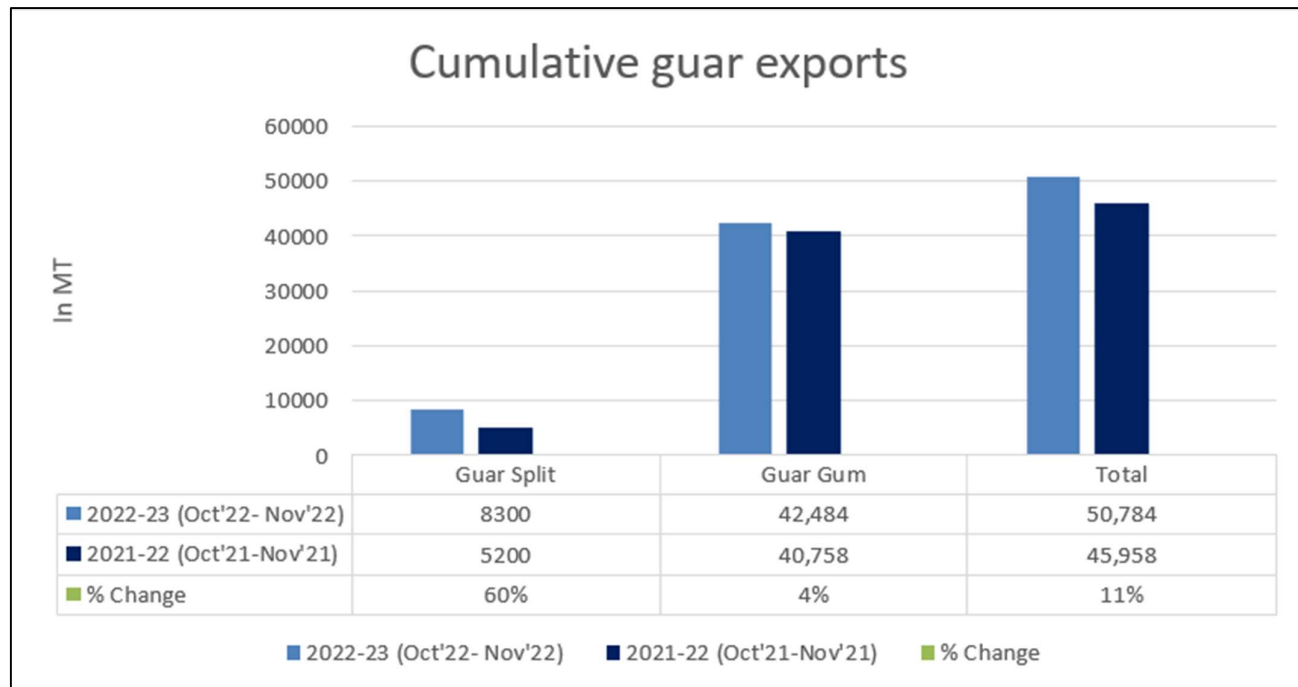
November '22 compared to the same period last year. Out of the total exports, around 2,900 MT (64.44%) was bought by China, 900 MT (20%) bought by the USA, 580 MT (12.89%) by Canada and 120 MT (2.67%) bought by Russia.

**Guar Gum Exports:** India's Guar gum exports decreased in the month of November '2022 by 11% to 20,018 MT compared to 22,466 MT during previous month. However, the gum shipments went up by 15% in November 2022 compared to the same period last year. Out of the total exported quantity, around 7975 MT (39.84%) was bought by the US, Russia bought 2,776 MT (13.87%), Germany 1,650 MT (8.24%), China 852 MT (4.26%) and Canada 739 MT (3.69%). We expect Guar gum export in Dec '22 around 22,000-25,000 tonnes.

Countries	Guar gum exported in Nov '22( MT)	Guar gum export (% Share)
USA	7975	39.84%
RUSSIA	2776	13.87%
GERMANY	1650	8.24%
CHINA	852	4.26%
CANADA	739	3.69%
AUSTRALIA	621	3.10%
UNITED KINGDOM	441	2.20%
BRAZIL	434	2.17%
ITALY	417	2.08%
DOMINICAN REPUBLIC	378	1.89%
UAE	266	1.33%
POLAND	254	1.27%
TURKEY	227	1.13%
FRANCE	222	1.11%
THAILAND	219	1.10%
OTHERS	2546	12.72%
<b>TOTAL</b>	<b>20018</b>	<b>100.00%</b>

**Total Cumulative Guar exports** Oct-Nov '22 went up by 11% to 0.50 Lakh tonnes as compared to 0.45 Lakh tonnes previous year same period.

Attributes	2022-23 (Oct'22- Nov'22)	2021-22 (Oct'21-Nov'21)	% Change
Guar Split	8300	5200	60%
Guar Gum	42,484	40,758	4%
<b>Total</b>	<b>50,784</b>	<b>45,958</b>	<b>11%</b>


**NCDEX Futures Market**
**NCDEX-FUTURES MARKET – Guar Seed**

Contract	% chg	Open	High	Low	Close	Volume	Change	OI	Change
Jan-23	-1.13	6,000	6,023	5,955	5,957	20,665	-1955	36885	-2930
Feb-23	-1.18	6,076	6,105	6,038	6,042	8,805	490	30990	3060

**NCDEX-FUTURES MARKET- Guar Gum**

Contract	% chg	Open	High	Low	Close	Volume	Change	OI	Change
Jan-23	-1.34	12730	12730	12581	12589	8570	630	22420	-5025
Feb-23	-1.35	12901	12901	12740	12750	6435	285	25355	3465



Guar seed Stock Position:			
Stocks	Demat	In-Process	Total
	28-Dec-22	28-Dec-22	28-Dec-22
Bikaner	14988	867	15855
Deesa	-	-	0
Sri Ganganagar	734	25	759
Jodhpur	791	0	791
Nokha	-	-	-

Guar Gum Stock Position:			
Stocks	Demat	In-Process	Total
	28-Dec-22	28-Dec-22	28-Dec-22
Deesa	75	0	75
Bikaner	3065	20	3085
Jodhpur	12796	258	13054
Nokha	1412	40	1452
Sri Ganganagar	135	0	135

Churi and Korma Prices:		29-Dec-22
Commodity	Centre	Rs. /75 kg.
Churi	Jodhpur	2100
Korma	Jodhpur	2250



Guar seed EDD:					
	10-Jan-23	10-Feb-23	10-Mar-23	10-Apr-23	10-May-23
<b>Bikaner</b>	3684	1395	199	190	60
<b>Deesa</b>	-	-	-	-	-
<b>Sri Ganganagar</b>	60	-	-	-	-
<b>Jodhpur</b>	-	-	-	-	-
<b>Nokha</b>	-	-	-	-	-

Guar Gum EDD:					
	10-Jan-23	10-Feb-23	10-Mar-23	10-Apr-23	10-May-23
<b>Deesa</b>	-	-	-	-	-
<b>Bikaner</b>	379	159	189	228	60
<b>Jodhpur</b>	472	646	69	139	189
<b>Nokha</b>	-	45	40	20	100
<b>Sri Ganganagar</b>	-	115	-	-	-

Guar Seed Prices at Key Spot Markets:					
Commodity	District	Centre	Prices (Rs/Qtl)		Change
Guar Seed			29-Dec-22	28-Dec-22	
Rajasthan	Jodhpur	Jodhpur (Loose)	6000	6000	Unch
		Jodhpur(Delivery)	6300	6300	Unch
	Sri-Ganganagar	Sri-Ganganagar(Loose)	5900	5750	150
		Sri-Ganganagar (Delivery)	6050	5900	150
		Rawla (Loose)	NA	5900	-
		Gharsana (Loose)	NA	NA	-
		Raisinghnagar (Loose)	5750	5750	Unch
	Bikaner	Bikaner (Loose)	5775	5750	25
		Bikaner (Delivery)	6064	6038	26
		Nokha(Loose)	5775	5800	-25
		Nokha (Delivery)	6064	6090	-26

		Khajuwala (Loose)	5850	5800	50
		Khajuwala (Delivery)	6143	6090	53
		Lunkaransar (Loose)	6038	5985	53
	Hanumangarh	Hanumangarh (Loose)	5700	5750	-50
		Hanumangarh (Delivery)	5985	6038	-53
		Nohar (Loose)	NA	5700	-
		Pilibanga (Loose)	NA	5750	-
	Nagaur	Nagaur (Loose)	5750	5700	50
	Churu	Churu (Delivery)	5900	NR	-
	Alwar	Alwar (Loose)	5700	NR	-
Haryana	Hisar	Adampur (Loose)	5820	5850	-30
		Adampur (Delivery)	6111	6143	-32
	Bhiwani	Bhiwani (Delivery)	NR	NR	-
		Siwani (Loose)	5850	5900	-50
	Sirsa	Sirsa (Loose)	5650	5700	-50
		Dhabwali (Loose)	5675	5725	-50
		Dhabwali (Delivery)	5959	6011	-53
		Ellanabad (Loose)	5800	5800	Unch
	Fatehabad	Fatehabad (Loose)	5500	5500	Unch
Gujarat	Banaskantha	Deesa (Loose)	5675	5710	-35
	Patan	Patan (Loose)	5600	5700	-100
	Rajkot	Rajkot (Loose)	5800	5790	10
	Jamnagar	Dhrol (Loose)	NA	5500	-
Madhya Pradesh	Gwalior	Dabra (Loose)	NA	NA	-
Guar Gum					
Rajasthan	Jodhpur	Jodhpur	12700	12700	Unch
	Alwar	Alwar	12800	NR	-
	Hanumangarh	Nohar	NA	NA	-
Haryana	Bhiwani	Bhiwani	NR	NR	-
	Sirsa	Sirsa	12700	12800	-100
		Dhabwali	12800	12900	-100
		Ellanabad	12700	12800	-100
	Fatehabad	Fatehabad	12700	12800	-100

Guar Seed Arrivals in Key Centers					
Commodity	District	Centre	Arrivals (Quintals)		Change
Guar Seed			29-Dec-22	28-Dec-22	
Rajasthan	Jodhpur	Jodhpur	250	200	50
	Sri-Ganganagar	Sri-Ganganagar	200	200	Unch

		Rawla	NA	29	-
		Gharsana	NA	NA	-
		Raisinghnagar	500	250	250
	Bikaner	Bikaner	1000	1500	-500
		Nokha	1500	1500	Unch
		Khajuwala	1000	2500	-1500
		Lunkaransar	2000	700	1300
	Hanumangarh	Hanumangarh	70	70	Unch
		Nohar	NA	160	-
		Pilibanga	NA	345	-
	Nagaur	Nagaur	500	300	200
	Churu	Churu	500	NR	-
	Alwar	Alwar	NA	NA	-
Haryana	Hisar	Adampur	1500	1000	500
	Bhiwani	Bhiwani	NR	NR	-
		Siwani	300	400	-100
	Sirsa	Sirsa	250	500	-250
		Dhabwali	80	35	45
		Ellanabad	400	550	-150
	Fatehabad	Fatehabad	50	50	Unch
Gujarat	Banaskantha	Deesa	35	190	-155
	Patan	Patan	16	34	-18
	Rajkot	Rajkot	100	400	-300
	Jamnagar	Dhrol	NA	1	-
Madhya Pradesh	Gwalior	Dabra	NA	NA	-
Total Arrivals/Above Markets			10251	10914	-663

**Disclaimer**

The information and opinions contained in the document have been compiled from sources believed to be reliable. The company does not warrant its accuracy, completeness and correctness. Use of data and information contained in this report is at your own risk. This document is not, and should not be construed as, an offer to sell or solicitation to buy any commodities. This document may not be reproduced, distributed or published, in whole or in part, by any recipient hereof for any purpose without prior permission from the Company. IASL and its affiliates and/or their officers, directors and employees may have positions in any commodities mentioned in this document (or in any related investment) and may from time to time add to or dispose of any such commodities (or investment). Please see the detailed disclaimer at <http://www.agriwatch.com/Disclaimer.asp> © 2022 Indian Agribusiness Systems Limited