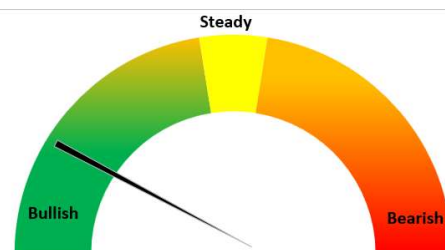


Today's Update

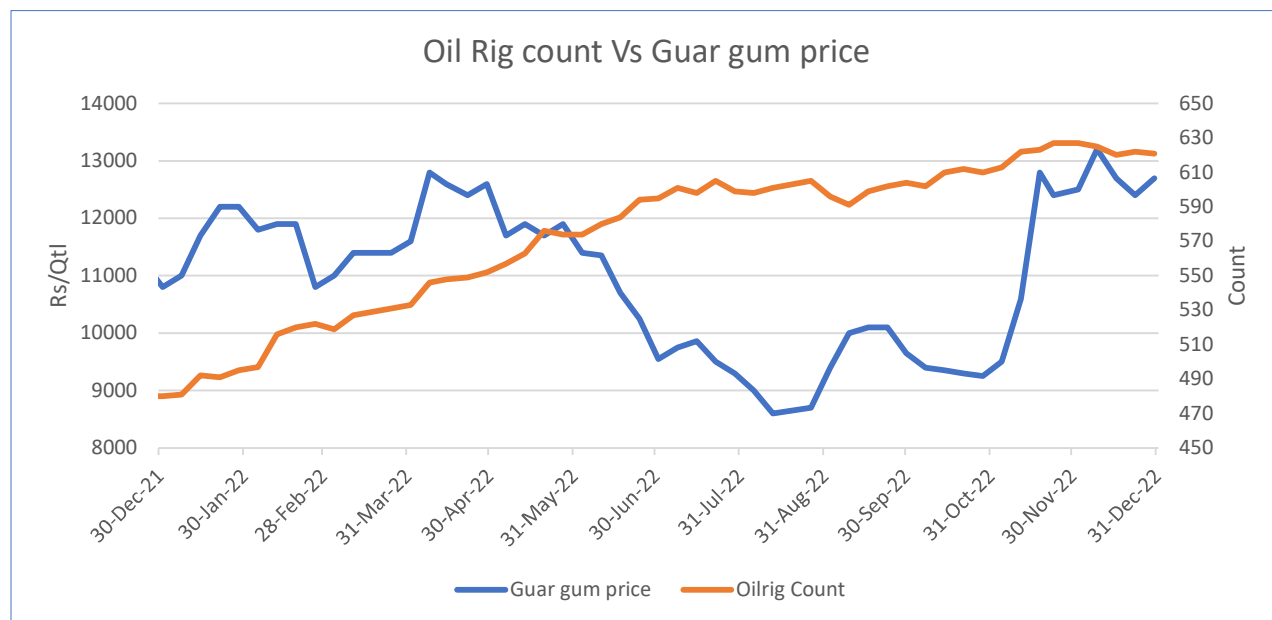
Today, Guar seed Jodhpur delivery prices remained steady at INR 6,300/Qtl. as compared to the previous day. While, in other cash markets, Guar seed traded with mixed sentiments. In Rajasthan, arrivals went down at 6,400 qtl. Vs 6,500 qtl. previous day. While in Haryana also, arrivals went down at 2,100 qtl. Vs 4,000 qtl. previous day. Jodhpur Guar seed delivery prices are expected to trade in the range of Rs. 5,800-6,500/Qtl. in near term amid shrink in arrivals.



Month till date, Guar seed prices went up by 35% at Rs. 6,300/qtl. as compared to October month closing at Rs. 4,673/qtl., seed prices this week went up by 4.3% while in Guar gum, the prices went up by 38% at Rs. 12,700/qtl. as compared to October month closing at Rs. 9,200/qtl. while an increase of 3.2% in the gum prices was seen this week.

Oilrig Count Vs Guar gum Prices

As on 30th Dec '2022, as per data released by Baker Hughes, the number of oilrigs in USA decreased by 1 at 621 as compared to the previous week at 622, while the guar gum weekly prices went up by 2.4%.



WTI Crude Oil

WTI Crude oil 1st Jan '23	% Change
1st Jan '23	-1.38%
1 Week	-1.09%
Month till date	-1.13%

Guar Split Exports

India's Guar split exports increased in the month of November '2022 by 18% to 4,500 MT as compared to 3,800 MT previous month. However, the Guar split shipments up by 72% in

Country	Guar Split exported in Nov '22 (MT)	% Share
CHINA	2900	64.44%
USA	900	20.00%
CANADA	580	12.89%
RUSSIA	120	2.67%
Grand Total	4500	100.00%

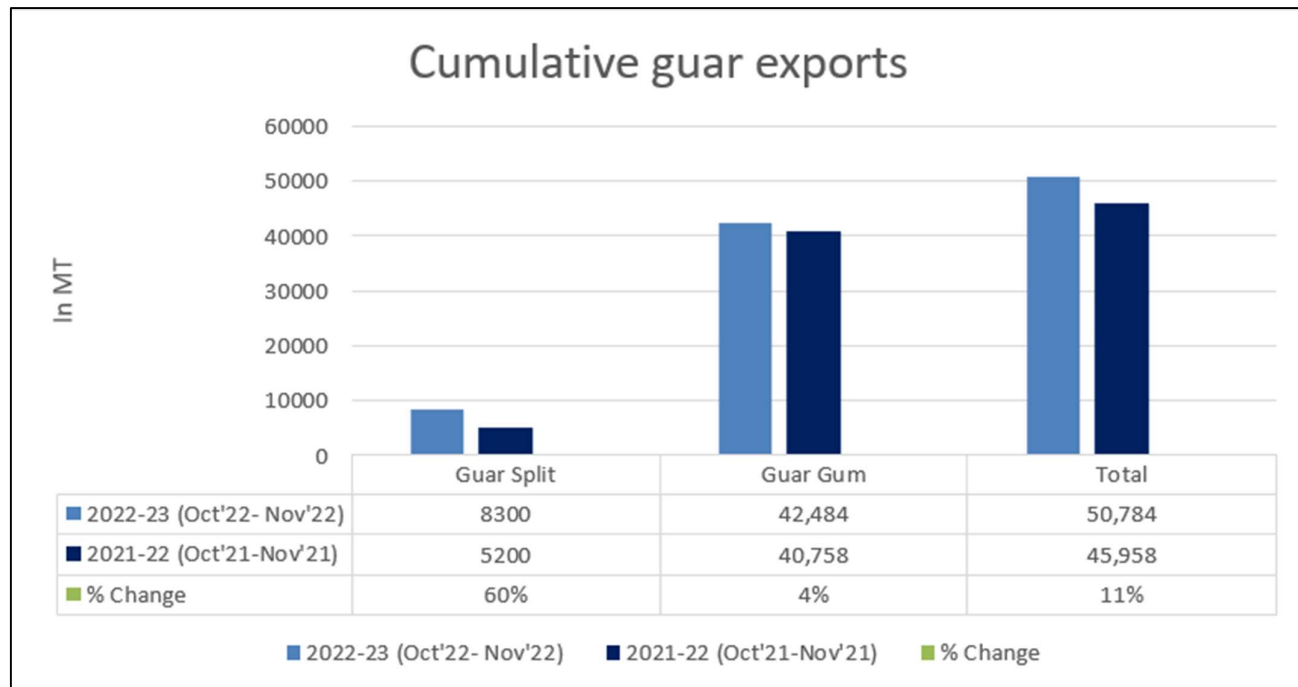
November '22 compared to the same period last year. Out of the total exports, around 2,900 MT (64.44%) was bought by China, 900 MT (20%) bought by the USA, 580 MT (12.89%) by Canada and 120 MT (2.67%) bought by Russia.

Guar Gum Exports: India's Guar gum exports decreased in the month of November '2022 by 11% to 20,018 MT compared to 22,466 MT during previous month. However, the gum shipments went up by 15% in November 2022 compared to the same period last year. Out of the total exported quantity, around 7975 MT (39.84%) was bought by the US, Russia bought 2,776 MT (13.87%), Germany 1,650 MT (8.24%), China 852 MT (4.26%) and Canada 739 MT (3.69%). We expect Guar gum export in Dec '22 around 22,000-25,000 tonnes.

Countries	Guar gum exported in Nov '22(MT)	Guar gum export (% Share)
USA	7975	39.84%
RUSSIA	2776	13.87%
GERMANY	1650	8.24%
CHINA	852	4.26%
CANADA	739	3.69%
AUSTRALIA	621	3.10%
UNITED KINGDOM	441	2.20%
BRAZIL	434	2.17%
ITALY	417	2.08%
DOMINICAN REPUBLIC	378	1.89%
UAE	266	1.33%
POLAND	254	1.27%
TURKEY	227	1.13%
FRANCE	222	1.11%
THAILAND	219	1.10%
OTHERS	2546	12.72%
TOTAL	20018	100.00%

Total Cumulative Guar exports Oct-Nov '22 went up by 11% to 0.50 Lakh tonnes as compared to 0.45 Lakh tonnes previous year same period.

Attributes	2022-23 (Oct'22- Nov'22)	2021-22 (Oct'21-Nov'21)	% Change
Guar Split	8300	5200	60%
Guar Gum	42,484	40,758	4%
Total	50,784	45,958	11%


NCDEX Futures Market
NCDEX-FUTURES MARKET – Guar Seed

Contract	% chg	Open	High	Low	Close	Volume	Change	OI	Change
Jan-23	-0.12	5,971	6,000	5,935	5,955	13,390	-2875	27115	-3240
Feb-23	-0.08	6,060	6,094	6,025	6,046	17,680	-950	42435	3730

NCDEX-FUTURES MARKET- Guar Gum

Contract	% chg	Open	High	Low	Close	Volume	Change	OI	Change
Jan-23	-0.66	12700	12759	12525	12586	5520	160	16460	-1790
Feb-23	-0.55	12857	12932	12728	12770	8585	1410	32610	1365



Guar seed Stock Position:			
Stocks	Demat	In-Process	Total
	02-Jan-23	02-Jan-23	02-Jan-23
Bikaner	16031	2594	18625
Deesa	-	-	0
Sri Ganganagar	760	20	780
Jodhpur	791	0	791
Nokha	-	-	-

Guar Gum Stock Position:			
Stocks	Demat	In-Process	Total
	02-Jan-23	02-Jan-23	02-Jan-23
Deesa	75	0	75
Bikaner	3104	0	3104
Jodhpur	12780	139	12919
Nokha	1362	60	1422
Sri Ganganagar	135	0	135

Churi and Korma Prices:		03-Jan-23
Commodity	Centre	Rs. /75 kg.
Churi	Jodhpur	2100
Korma	Jodhpur	3000

Guar seed EDD:					
	10-Jan-23	10-Feb-23	10-Mar-23	10-Apr-23	10-May-23
Bikaner	3620	1395	199	190	60
Deesa	-	-	-	-	-
Sri Ganganagar	60	-	-	-	-
Jodhpur	-	-	-	-	-
Nokha	-	-	-	-	-

Guar Gum EDD:					
	10-Jan-23	10-Feb-23	10-Mar-23	10-Apr-23	10-May-23
Deesa	-	-	-	-	-
Bikaner	379	129	189	228	60
Jodhpur	70	646	69	139	189
Nokha	-	45	40	20	50
Sri Ganganagar	-	115	-	-	-

Guar Seed Prices at Key Spot Markets:					
Commodity	District	Centre	Prices (Rs/Qtl)		Change
Guar Seed			3-Jan-23	2-Jan-23	
Rajasthan	Jodhpur	Jodhpur (Loose)	6000	6000	Unch
		Jodhpur(Delivery)	6300	6300	Unch
	Sri-Ganganagar	Sri-Ganganagar(Loose)	5750	5750	Unch
		Sri-Ganganagar (Delivery)	5900	5900	Unch
		Rawla (Loose)	NA	5750	-
		Gharsana (Loose)	NA	NA	-
		Raisinghnagar (Loose)	5750	5750	Unch
	Bikaner	Bikaner (Loose)	5700	5700	Unch
		Bikaner (Delivery)	5985	5985	Unch
		Nokha(Loose)	5725	5700	25
		Nokha (Delivery)	6011	5985	26

		Khajuwala (Loose)	5800	5800	Unch
		Khajuwala (Delivery)	6090	6090	Unch
		Lunkaransar (Loose)	6090	6038	53
	Hanumangarh	Hanumangarh (Loose)	5700	5700	Unch
		Hanumangarh (Delivery)	5985	5985	Unch
		Nohar (Loose)	NR	5730	-
		Pilibanga (Loose)	NR	5750	-
	Nagaur	Nagaur (Loose)	5600	5700	-100
	Churu	Churu (Delivery)	5850	5950	-100
	Alwar	Alwar (Loose)	5600	5700	-100
Haryana	Hisar	Adampur (Loose)	5750	5750	Unch
		Adampur (Delivery)	6038	6038	Unch
	Bhiwani	Bhiwani (Delivery)	5900	5850	50
		Siwani (Loose)	5825	5850	-25
	Sirsa	Sirsa (Loose)	5800	5800	Unch
		Dhabwali (Loose)	5825	5825	Unch
		Dhabwali (Delivery)	6116	6116	Unch
		Ellanabad (Loose)	NA	5750	-
	Fatehabad	Fatehabad (Loose)	5400	5500	-100
Gujarat	Banaskantha	Deesa (Loose)	NR	NA	-
	Patan	Patan (Loose)	5650	5805	-155
	Rajkot	Rajkot (Loose)	5775	5825	-50
	Jamnagar	Dhrol (Loose)	NR	-	-
Madhya Pradesh	Gwalior	Dabra (Loose)	NA	NA	-
Guar Gum					
Rajasthan	Jodhpur	Jodhpur	12700	12700	Unch
	Alwar	Alwar	12800	12900	-100
	Hanumangarh	Nohar	NR	NA	-
Haryana	Bhiwani	Bhiwani	12800	12600	200
	Sirsa	Sirsa	12600	12700	-100
		Dhabwali	12600	12700	-100
		Ellanabad	NA	12600	-
	Fatehabad	Fatehabad	12600	12700	-100

Guar Seed Arrivals in Key Centers					
Commodity	District	Centre	Arrivals (Quintals)		Change
Guar Seed			3-Jan-23	2-Jan-23	
Rajasthan	Jodhpur	Jodhpur	200	250	-50
	Sri-Ganganagar	Sri-Ganganagar	300	250	50

		Rawla	NA	205	-
		Gharsana	NA	NA	-
		Raisinghnagar	300	250	50
	Bikaner	Bikaner	1000	1500	-500
		Nokha	1500	1000	500
		Khajuwala	2000	1500	500
		Lunkaransar	500	1000	-500
	Hanumangarh	Hanumangarh	70	80	-10
		Nohar	NR	200	-
		Pilibanga	NR	70	-
	Nagaur	Nagaur	325	350	-25
	Churu	Churu	200	350	-150
	Alwar	Alwar	NA	NA	-
Haryana	Hisar	Adampur	1000	1200	-200
	Bhiwani	Bhiwani	350	350	Unch
		Siwani	300	1000	-700
	Sirsa	Sirsa	400	400	Unch
		Dhabwali	0	300	-300
		Ellanabad	NA	300	-
	Fatehabad	Fatehabad	50	50	Unch
Gujarat	Banaskantha	Deesa	NR	NA	-
	Patan	Patan	17	4	13
	Rajkot	Rajkot	100	150	-50
	Jamnagar	Dhrol	NR	0	-
Madhya Pradesh	Gwalior	Dabra	NA	NA	-
Total Arrivals/Above Markets			8612	10759	-2147

Disclaimer

The information and opinions contained in the document have been compiled from sources believed to be reliable. The company does not warrant its accuracy, completeness and correctness. Use of data and information contained in this report is at your own risk. This document is not, and should not be construed as, an offer to sell or solicitation to buy any commodities. This document may not be reproduced, distributed or published, in whole or in part, by any recipient hereof for any purpose without prior permission from the Company. IASL and its affiliates and/or their officers, directors and employees may have positions in any commodities mentioned in this document (or in any related investment) and may from time to time add to or dispose of any such commodities (or investment). Please see the detailed disclaimer at <http://www.agriwatch.com/Disclaimer.asp> © 2023 Indian Agribusiness Systems Limited