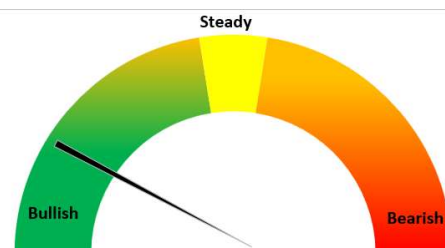


### Today's Update

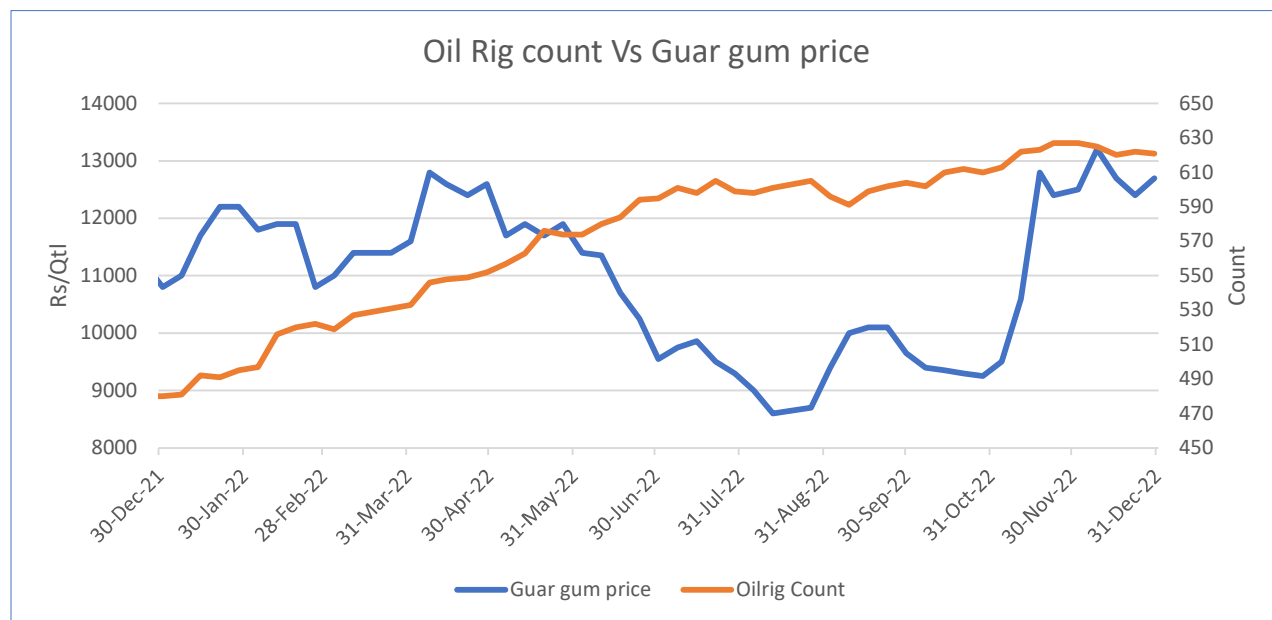
Today, Guar seed Jodhpur delivery prices remained steady at INR 6,300/Qtl. as compared to the previous day. While, in other cash markets, Guar seed traded with bearish sentiments. In Rajasthan, arrivals went down at 5,610 qtl. Vs 6,400 qtl. previous day. While in Haryana also, arrivals went down at 1,650 qtl. Vs 2,100 qtl. previous day. Jodhpur Guar seed delivery prices are expected to trade in the range of Rs. 5,800-6,500/Qtl. in near term amid shrink in arrivals.



Month till date, Guar seed prices went up by 35% at Rs. 6,300/qtl. as compared to October month closing at Rs. 4,673/qtl., seed prices this week went up by 4.3% while in Guar gum, the prices went up by 38% at Rs. 12,700/qtl. as compared to October month closing at Rs. 9,200/qtl. while an increase of 3.2% in the gum prices was seen this week.

### Oilrig Count Vs Guar gum Prices

As on 30th Dec '2022, as per data released by Baker Hughes, the number of oilrigs in USA decreased by 1 at 621 as compared to the previous week at 622, while the guar gum weekly prices went up by 2.4%.



**WTI Crude Oil**

WTI Crude oil 4th Jan '23	% Change
4th Jan '23	-4.96%
1 Week	-6.76%
Month till date	-0.11%

**Guar Split Exports**

India's Guar split exports increased in the month of November '2022 by 18% to 4,500 MT as compared to 3,800 MT previous month. However, the Guar split shipments up by 72% in

Country	Guar Split exported in Nov '22 (MT)	% Share
CHINA	2900	64.44%
USA	900	20.00%
CANADA	580	12.89%
RUSSIA	120	2.67%
<b>Grand Total</b>	<b>4500</b>	<b>100.00%</b>

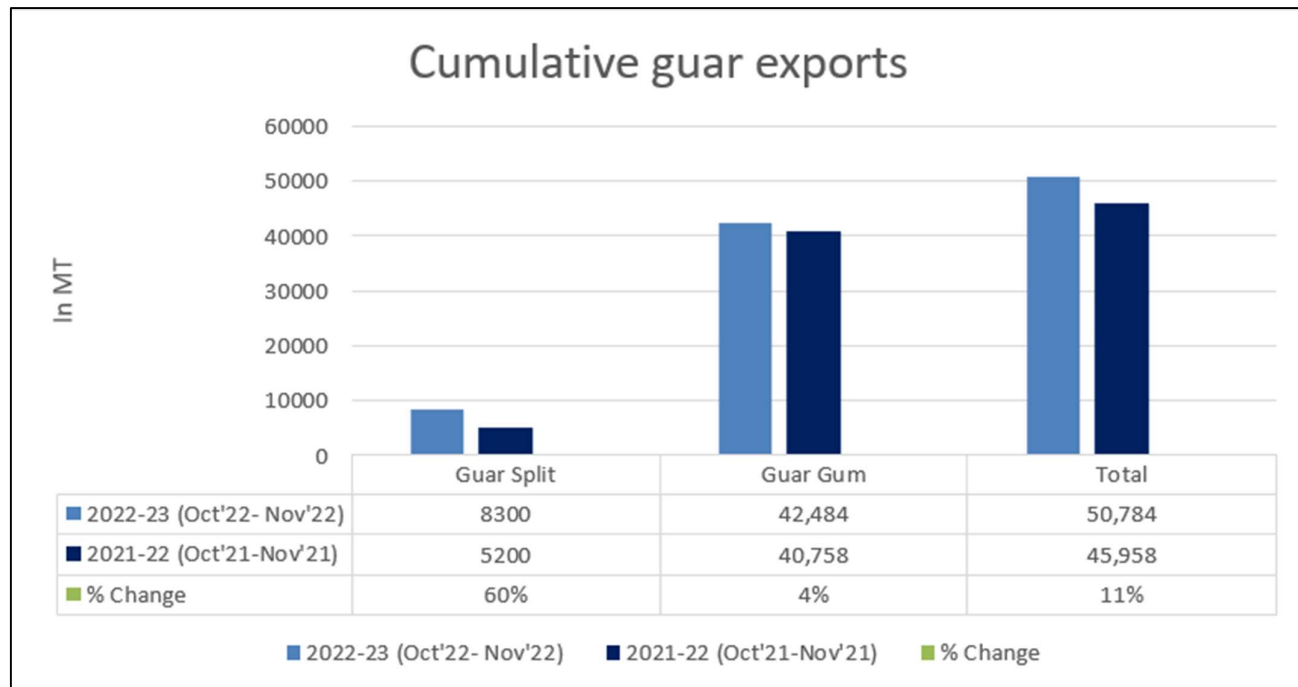
November '22 compared to the same period last year. Out of the total exports, around 2,900 MT (64.44%) was bought by China, 900 MT (20%) bought by the USA, 580 MT (12.89%) by Canada and 120 MT (2.67%) bought by Russia.

**Guar Gum Exports:** India's Guar gum exports decreased in the month of November '2022 by 11% to 20,018 MT compared to 22,466 MT during previous month. However, the gum shipments went up by 15% in November 2022 compared to the same period last year. Out of the total exported quantity, around 7975 MT (39.84%) was bought by the US, Russia bought 2,776 MT (13.87%), Germany 1,650 MT (8.24%), China 852 MT (4.26%) and Canada 739 MT (3.69%). We expect Guar gum export in Dec '22 around 22,000-25,000 tonnes.

Countries	Guar gum exported in Nov '22( MT)	Guar gum export (% Share)
USA	7975	39.84%
RUSSIA	2776	13.87%
GERMANY	1650	8.24%
CHINA	852	4.26%
CANADA	739	3.69%
AUSTRALIA	621	3.10%
UNITED KINGDOM	441	2.20%
BRAZIL	434	2.17%
ITALY	417	2.08%
DOMINICAN REPUBLIC	378	1.89%
UAE	266	1.33%
POLAND	254	1.27%
TURKEY	227	1.13%
FRANCE	222	1.11%
THAILAND	219	1.10%
OTHERS	2546	12.72%
<b>TOTAL</b>	<b>20018</b>	<b>100.00%</b>

**Total Cumulative Guar exports** Oct-Nov '22 went up by 11% to 0.50 Lakh tonnes as compared to 0.45 Lakh tonnes previous year same period.

Attributes	2022-23 (Oct'22- Nov'22)	2021-22 (Oct'21-Nov'21)	% Change
Guar Split	8300	5200	60%
Guar Gum	42,484	40,758	4%
<b>Total</b>	<b>50,784</b>	<b>45,958</b>	<b>11%</b>


**NCDEX Futures Market**
**NCDEX-FUTURES MARKET – Guar Seed**

Contract	% chg	Open	High	Low	Close	Volume	Change	OI	Change
Jan-23	-1.49	5,956	5,957	5,826	5,870	16,245	2855	24435	-2680
Feb-23	-1.39	6,050	6,051	5,918	5,967	29,695	12015	47220	4785

**NCDEX-FUTURES MARKET- Guar Gum**

Contract	% chg	Open	High	Low	Close	Volume	Change	OI	Change
Jan-23	-1.85	12600	12635	12297	12386	5385	-135	14970	-1490
Feb-23	-1.79	12791	12812	12460	12561	12520	3935	34545	1935



Guar seed Stock Position:			
Stocks	Demat	In-Process	Total
	03-Jan-23	03-Jan-23	03-Jan-23
Bikaner	17214	1769	18983
Deesa	-	-	0
Sri Ganganagar	780	0	780
Jodhpur	791	20	811
Nokha	-	-	-

Guar Gum Stock Position:			
Stocks	Demat	In-Process	Total
	03-Jan-23	03-Jan-23	03-Jan-23
Deesa	75	0	75
Bikaner	3104	139	3243
Jodhpur	12810	288	13098
Nokha	1412	10	1422
Sri Ganganagar	135	0	135

Churi and Korma Prices:		04-Jan-23
Commodity	Centre	Rs. /75 kg.
Churi	Jodhpur	2100
Korma	Jodhpur	3000

Guar seed EDD:					
	10-Jan-23	10-Feb-23	10-Mar-23	10-Apr-23	10-May-23
<b>Bikaner</b>	3095	1395	199	190	60
<b>Deesa</b>	-	-	-	-	-
<b>Sri Ganganagar</b>	60	-	-	-	-
<b>Jodhpur</b>	-	-	-	-	-
<b>Nokha</b>	-	-	-	-	-

Guar Gum EDD:					
	10-Jan-23	10-Feb-23	10-Mar-23	10-Apr-23	10-May-23
<b>Deesa</b>	-	-	-	-	-
<b>Bikaner</b>	379	129	189	228	60
<b>Jodhpur</b>	70	646	69	139	189
<b>Nokha</b>	-	45	40	20	50
<b>Sri Ganganagar</b>	-	115	-	-	-

Guar Seed Prices at Key Spot Markets:					
Commodity	District	Centre	Prices (Rs/Qtl)		Change
Guar Seed			4-Jan-23	3-Jan-23	
Rajasthan	Jodhpur	Jodhpur (Loose)	6000	6000	Unch
		Jodhpur (Delivery)	6300	6300	Unch
	Sri-Ganganagar	Sri-Ganganagar (Loose)	5650	5750	-100
		Sri-Ganganagar (Delivery)	5800	5900	-100
		Rawla (Loose)	NA	5690	-
		Gharsana (Loose)	NA	NA	-
		Raisinghnagar (Loose)	5700	5750	-50
	Bikaner	Bikaner (Loose)	5675	5700	-25
		Bikaner (Delivery)	5959	5985	-26
		Nokha(Loose)	5625	5725	-100
		Nokha (Delivery)	5906	6011	-105

		Khajuwala (Loose)	5700	5800	-100
		Khajuwala (Delivery)	5985	6090	-105
		Lunkaransar (Loose)	5985	6090	-105
	Hanumangarh	Hanumangarh (Loose)	5600	5700	-100
		Hanumangarh (Delivery)	5880	5985	-105
		Nohar (Loose)	NR	5710	-
		Pilibanga (Loose)	NR	5765	-
	Nagaur	Nagaur (Loose)	5500	5600	-100
	Churu	Churu (Delivery)	5900	5850	50
	Alwar	Alwar (Loose)	5600	5600	Unch
Haryana	Hisar	Adampur (Loose)	5740	5750	-10
		Adampur (Delivery)	6027	6038	-11
	Bhiwani	Bhiwani (Delivery)	5800	5900	-100
		Siwani (Loose)	5750	5825	-75
	Sirsa	Sirsa (Loose)	5700	5800	-100
		Dhabwali (Loose)	5725	5825	-100
		Dhabwali (Delivery)	6011	6116	-105
		Ellanabad (Loose)	NA	5670	-
	Fatehabad	Fatehabad (Loose)	5500	5400	100
Gujarat	Banaskantha	Deesa (Loose)	NR	NR	-
	Patan	Patan (Loose)	5520	5650	-130
	Rajkot	Rajkot (Loose)	5825	5775	50
	Jamnagar	Dhrol (Loose)	NR	NR	-
Madhya Pradesh	Gwalior	Dabra (Loose)	NA	NA	-
Guar Gum					
Rajasthan	Jodhpur	Jodhpur	12700	12700	Unch
	Alwar	Alwar	12700	12800	-100
	Hanumangarh	Nohar	NR	NA	-
Haryana	Bhiwani	Bhiwani	12600	12800	-200
	Sirsa	Sirsa	12600	12600	Unch
		Dhabwali	12600	12600	Unch
		Ellanabad	NA	12600	-
	Fatehabad	Fatehabad	12600	12600	Unch

**Guar Seed Arrivals in Key Centers**

Commodity	District	Centre	Arrivals (Quintals)		Change
			4-Jan-23	3-Jan-23	
Rajasthan	Jodhpur	Jodhpur	200	200	Unch
	Sri-Ganganagar	Sri-Ganganagar	300	300	Unch

		Rawla	NA	350	-
		Gharsana	NA	NA	-
		Raisinghnagar	200	300	-100
	Bikaner	Bikaner	1500	1000	500
		Nokha	800	1500	-700
		Khajuwala	1200	2000	-800
		Lunkaransar	600	500	100
	Hanumangarh	Hanumangarh	60	70	-10
		Nohar	NR	290	-
		Pilibanga	NR	100	-
	Nagaur	Nagaur	250	325	-75
	Churu	Churu	500	200	300
	Alwar	Alwar	NA	NA	-
Haryana	Hisar	Adampur	600	1000	-400
	Bhiwani	Bhiwani	200	350	-150
		Siwani	300	300	Unch
	Sirsa	Sirsa	500	400	100
		Dhabwali	0	230	-230
		Ellanabad	NA	305	-
	Fatehabad	Fatehabad	50	50	Unch
Gujarat	Banaskantha	Deesa	NR	NR	-
	Patan	Patan	25	17	8
	Rajkot	Rajkot	100	100	Unch
	Jamnagar	Dhrol	NR	NR	-
Madhya Pradesh	Gwalior	Dabra	NA	NA	-
<b>Total Arrivals/Above Markets</b>			<b>7385</b>	<b>9887</b>	<b>-2502</b>

**Disclaimer**

The information and opinions contained in the document have been compiled from sources believed to be reliable. The company does not warrant its accuracy, completeness and correctness. Use of data and information contained in this report is at your own risk. This document is not, and should not be construed as, an offer to sell or solicitation to buy any commodities. This document may not be reproduced, distributed or published, in whole or in part, by any recipient hereof for any purpose without prior permission from the Company. IASL and its affiliates and/or their officers, directors and employees may have positions in any commodities mentioned in this document (or in any related investment) and may from time to time add to or dispose of any such commodities (or investment). Please see the detailed disclaimer at <http://www.agriwatch.com/Disclaimer.asp> © 2023 Indian Agribusiness Systems Limited