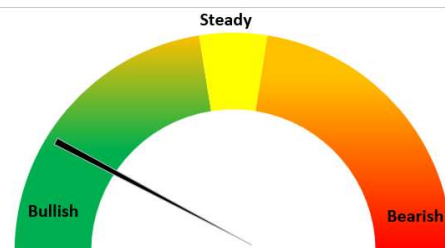


### Today's Update

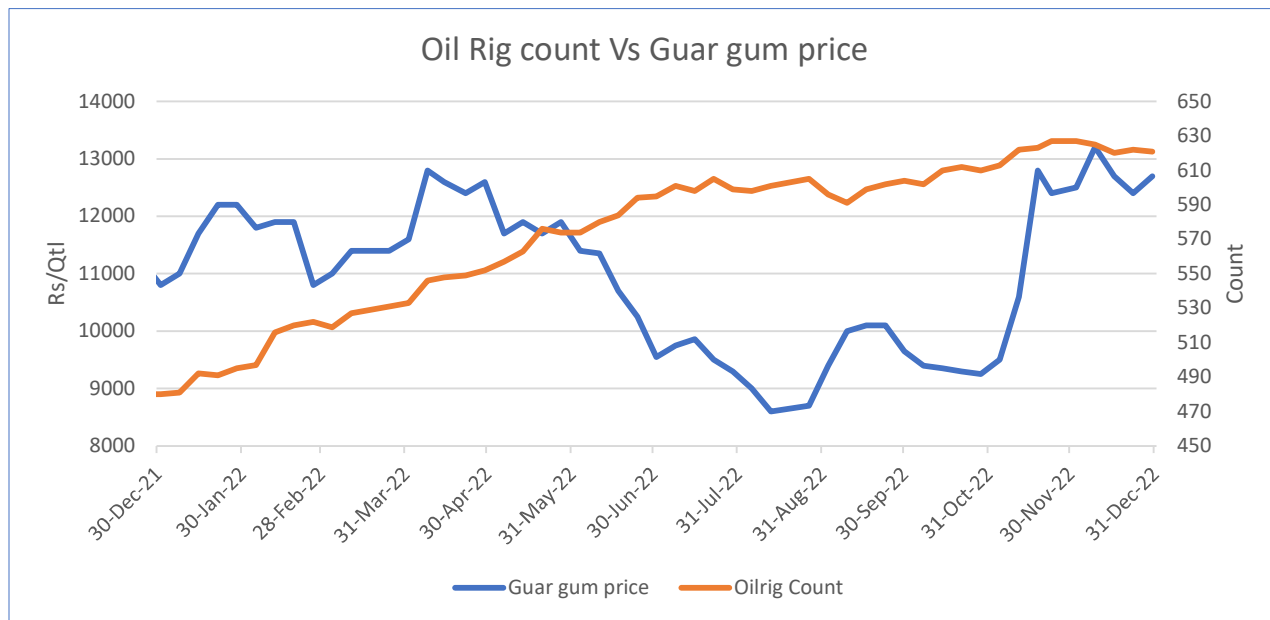
Today, Guar seed Jodhpur delivery prices went down by 1.7% at INR 6,195/Qtl. as compared to INR 6,300/Qtl. previous day. However, in other cash markets, Guar seed traded with bullish sentiments. In Rajasthan, arrivals went up at 6,795 qtl. Vs 4,650 qtl. previous day. However, in Haryana, arrivals went down at 1,750 qtl. Vs 2,150 qtl. previous day. Jodhpur Guar seed delivery prices are expected to trade in the range of Rs. 5,800-6,500/Qtl. in near term amid shrink in arrivals.



Month till date, Guar seed prices went up by 33% at Rs. 6,195/qtl. as compared to October month closing at Rs. 4,673/qtl., seed prices this week went up by 2.6% while in Guar gum, the prices went up by 36% at Rs. 12,500/qtl. as compared to October month closing at Rs. 9,200/qtl. while an increase of 1.6% in the gum prices was seen this week.

### Oilrig Count Vs Guar gum Prices

As on 30th Dec '2022, as per data released by Baker Hughes, the number of oilrigs in USA decreased by 1 at 621 as compared to the previous week at 622, while the guar gum weekly prices went up by 2.4%.



### WTI Crude Oil

WTI Crude oil 05th Jan '23	% Change
05th Dec '22	1.95%
1 Week	-7.96%
Month till date	-7.73%

### Guar Split Exports

India's Guar split exports increased in the month of November '2022 by 18% to 4,500 MT as compared to 3,800 MT previous month. However, the Guar split shipments up by 72% in

Country	Guar Split exported in Nov '22 (MT)	% Share
CHINA	2900	64.44%
USA	900	20.00%
CANADA	580	12.89%
RUSSIA	120	2.67%
<b>Grand Total</b>	<b>4500</b>	<b>100.00%</b>

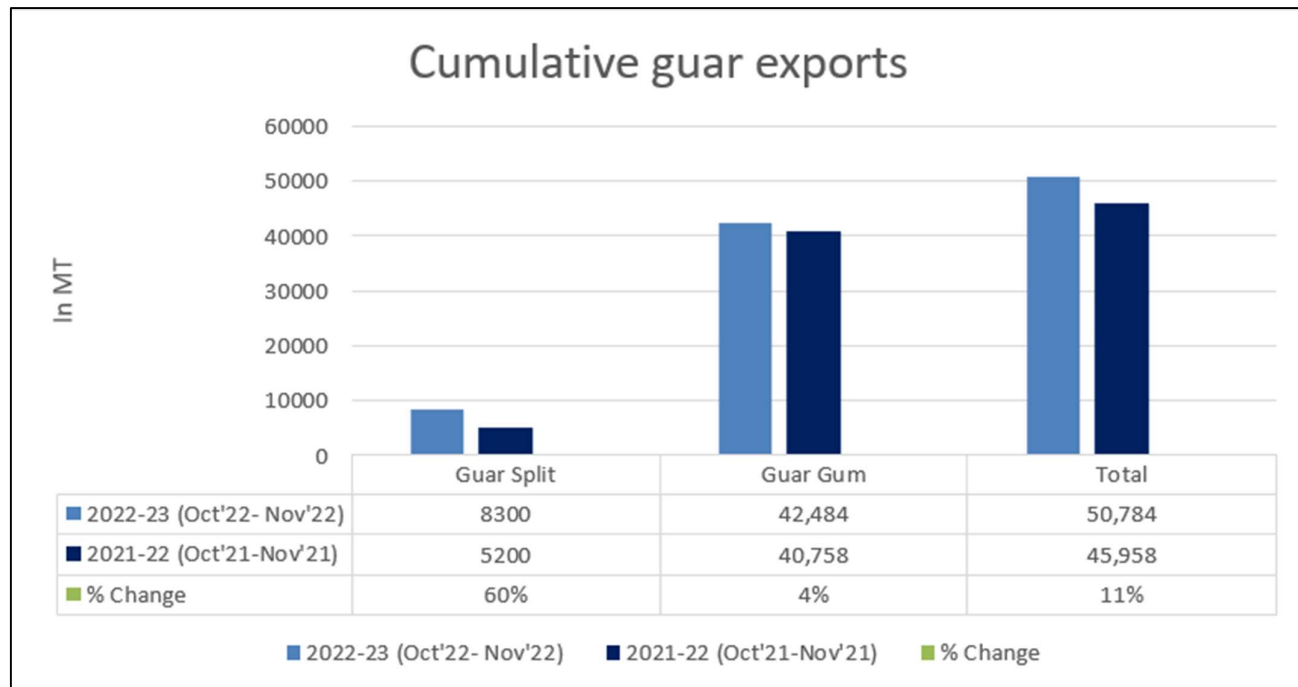
November '22 compared to the same period last year. Out of the total exports, around 2,900 MT (64.44%) was bought by China, 900 MT (20%) bought by the USA, 580 MT (12.89%) by Canada and 120 MT (2.67%) bought by Russia.

**Guar Gum Exports:** India's Guar gum exports decreased in the month of November '2022 by 11% to 20,018 MT compared to 22,466 MT during previous month. However, the gum shipments went up by 15% in November 2022 compared to the same period last year. Out of the total exported quantity, around 7975 MT (39.84%) was bought by the US, Russia bought 2,776 MT (13.87%), Germany 1,650 MT (8.24%), China 852 MT (4.26%) and Canada 739 MT (3.69%). We expect Guar gum export in Dec '22 around 22,000-25,000 tonnes.

Countries	Guar gum exported in Nov '22( MT)	Guar gum export (% Share)
USA	7975	39.84%
RUSSIA	2776	13.87%
GERMANY	1650	8.24%
CHINA	852	4.26%
CANADA	739	3.69%
AUSTRALIA	621	3.10%
UNITED KINGDOM	441	2.20%
BRAZIL	434	2.17%
ITALY	417	2.08%
DOMINICAN REPUBLIC	378	1.89%
UAE	266	1.33%
POLAND	254	1.27%
TURKEY	227	1.13%
FRANCE	222	1.11%
THAILAND	219	1.10%
OTHERS	2546	12.72%
<b>TOTAL</b>	<b>20018</b>	<b>100.00%</b>

**Total Cumulative Guar exports** Oct-Nov '22 went up by 11% to 0.50 Lakh tonnes as compared to 0.45 Lakh tonnes previous year same period.

Attributes	2022-23 (Oct'22- Nov'22)	2021-22 (Oct'21-Nov'21)	% Change
Guar Split	8300	5200	60%
Guar Gum	42,484	40,758	4%
<b>Total</b>	<b>50,784</b>	<b>45,958</b>	<b>11%</b>


**NCDEX Futures Market**
**NCDEX-FUTURES MARKET – Guar Seed**

Contract	% chg	Open	High	Low	Close	Volume	Change	OI	Change
Jan-23	+0.63	5,916	5,996	5,890	5,951	11,165	925	20640	-2155
Feb-23	+0.65	6,011	6,090	5,982	6,046	28,990	2315	53125	3225

**NCDEX-FUTURES MARKET- Guar Gum**

Contract	% chg	Open	High	Low	Close	Volume	Change	OI	Change
Jan-23	+0.85	12480	12670	12371	12550	4605	1630	11555	-2040
Feb-23	+1.20	12624	12848	12540	12765	10235	1180	38680	2665

Guar seed Stock Position:			
Stocks	Demat	In-Process	Total
	05-Jan-23	05-Jan-23	05-Jan-23
Bikaner	15268	2210	17478
Deesa	-	-	0
Sri Ganganagar	720	0	720
Jodhpur	811	0	811
Nokha	-	-	-

Guar Gum Stock Position:			
Stocks	Demat	In-Process	Total
	05-Jan-23	05-Jan-23	05-Jan-23
Deesa	75	0	75
Bikaner	3224	50	3274
Jodhpur	13014	124	13138
Nokha	1412	10	1422
Sri Ganganagar	135	0	135

Churi and Korma Prices:		06-Jan-23
Commodity	Centre	Rs. /75 kg.
Churi	Jodhpur	2100
Korma	Jodhpur	3000

Guar seed EDD:					
	10-Jan-23	10-Feb-23	10-Mar-23	10-Apr-23	10-May-23
<b>Bikaner</b>	1129	1395	199	190	60
<b>Deesa</b>	-	-	-	-	-
<b>Sri Ganganagar</b>	60	-	-	-	-
<b>Jodhpur</b>	-	-	-	-	-
<b>Nokha</b>	-	-	-	-	-

Guar Gum EDD:					
	10-Jan-23	10-Feb-23	10-Mar-23	10-Apr-23	10-May-23
<b>Deesa</b>	-	-	-	-	-
<b>Bikaner</b>	379	129	189	228	60
<b>Jodhpur</b>	35	646	69	139	189
<b>Nokha</b>	-	45	40	20	50
<b>Sri Ganganagar</b>	-	115	-	-	-

Guar Seed Prices at Key Spot Markets:					
Commodity	District	Centre	Prices (Rs/Qtl)		Change
Guar Seed			6-Jan-23	5-Jan-23	
Rajasthan	Jodhpur	Jodhpur (Loose)	5900	6000	-100
		Jodhpur(Delivery)	6195	6300	-105
	Sri-Ganganagar	Sri-Ganganagar(Loose)	5850	5700	150
		Sri-Ganganagar (Delivery)	6000	5850	150
		Rawla (Loose)	NA	5700	-
		Gharsana (Loose)	NA	NA	-
		Raisinghnagar (Loose)	5725	5700	25
	Bikaner	Bikaner (Loose)	5800	5725	75
		Bikaner (Delivery)	6090	6011	79
		Nokha(Loose)	5800	5700	100
		Nokha (Delivery)	6090	5985	105

		Khajuwala (Loose)	5800	5750	50
		Khajuwala (Delivery)	6090	6038	53
		Lunkaransar (Loose)	6038	5985	53
	Hanumangarh	Hanumangarh (Loose)	5700	5600	100
		Hanumangarh (Delivery)	5985	5880	105
		Nohar (Loose)	NR	5670	-
		Pilibanga (Loose)	NR	5670	-
	Nagaur	Nagaur (Loose)	5625	5600	25
	Churu	Churu (Delivery)	5900	5850	50
	Alwar	Alwar (Loose)	5600	5600	Unch
Haryana	Hisar	Adampur (Loose)	5700	5650	50
		Adampur (Delivery)	5985	5933	53
	Bhiwani	Bhiwani (Delivery)	5900	5900	Unch
		Siwani (Loose)	5825	5800	25
	Sirsa	Sirsa (Loose)	5720	5685	35
		Dhabwali (Loose)	5750	5700	50
		Dhabwali (Delivery)	6038	5985	53
		Ellanabad (Loose)	NA	5700	-
	Fatehabad	Fatehabad (Loose)	5500	5400	100
Gujarat	Banaskantha	Deesa (Loose)	NR	NR	-
	Patan	Patan (Loose)	NA	NA	-
	Rajkot	Rajkot (Loose)	5800	5750	50
	Jamnagar	Dhrol (Loose)	NR	NR	-
Madhya Pradesh	Gwalior	Dabra (Loose)	NA	NA	-
Guar Gum					
Rajasthan	Jodhpur	Jodhpur	12500	12700	-200
	Alwar	Alwar	12700	12600	100
	Hanumangarh	Nohar	NA	NA	-
Haryana	Bhiwani	Bhiwani	12500	12550	-50
	Sirsa	Sirsa	12500	12400	100
		Dhabwali	12500	12400	100
		Ellanabad	NA	12400	-
	Fatehabad	Fatehabad	12500	12400	100

Guar Seed Arrivals in Key Centers					
Commodity	District	Centre	Arrivals (Quintals)		Change
Guar Seed			6-Jan-23	5-Jan-23	
Rajasthan	Jodhpur	Jodhpur	200	200	Unch
	Sri-Ganganagar	Sri-Ganganagar	300	300	Unch

		Rawla	NA	105	-
		Gharsana	NA	NA	-
		Raisinghnagar	250	300	-50
	Bikaner	Bikaner	1500	1000	500
		Nokha	1200	700	500
		Khajuwala	1500	800	700
		Lunkaransar	1000	600	400
	Hanumangarh	Hanumangarh	45	50	-5
		Nohar	NR	150	-
		Pilibanga	NR	55	-
	Nagaur	Nagaur	300	200	100
	Churu	Churu	500	500	Unch
	Alwar	Alwar	NA	NA	-
Haryana	Hisar	Adampur	800	1000	-200
	Bhiwani	Bhiwani	150	200	-50
		Siwani	500	400	100
	Sirsa	Sirsa	250	500	-250
		Dhabwali	0	150	-150
		Ellanabad	NA	330	-
	Fatehabad	Fatehabad	50	50	Unch
Gujarat	Banaskantha	Deesa	NR	NR	-
	Patan	Patan	NA	NA	-
	Rajkot	Rajkot	100	175	-75
	Jamnagar	Dhrol	NR	NR	-
Madhya Pradesh	Gwalior	Dabra	NA	NA	-
Total Arrivals/Above Markets			8645	7765	880

**Disclaimer**

The information and opinions contained in the document have been compiled from sources believed to be reliable. The company does not warrant its accuracy, completeness and correctness. Use of data and information contained in this report is at your own risk. This document is not, and should not be construed as, an offer to sell or solicitation to buy any commodities. This document may not be reproduced, distributed or published, in whole or in part, by any recipient hereof for any purpose without prior permission from the Company. IASL and its affiliates and/or their officers, directors and employees may have positions in any commodities mentioned in this document (or in any related investment) and may from time to time add to or dispose of any such commodities (or investment). Please see the detailed disclaimer at <http://www.agriwatch.com/Disclaimer.asp> © 2023 Indian Agribusiness Systems Limited