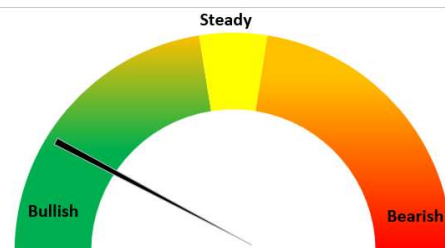


Today's Update

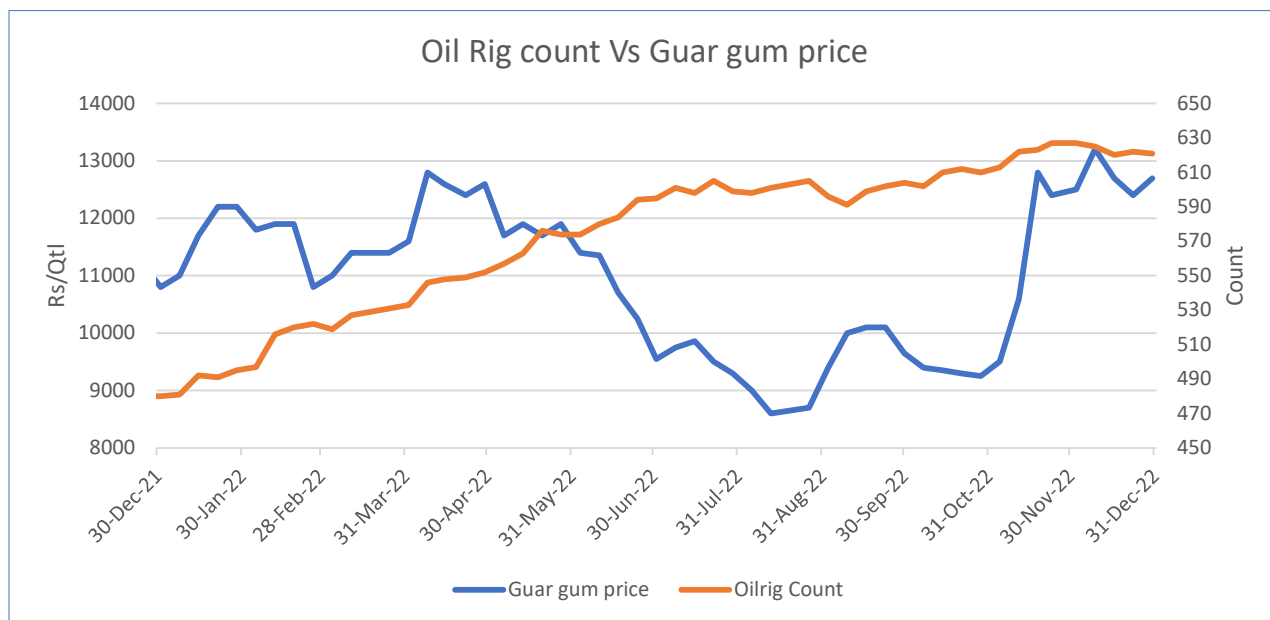
Today, Guar seed Jodhpur delivery prices went up by 1.7% at INR 6,300/Qtl. as compared to INR 6,195/Qtl. previous day. In other cash markets too, Guar seed traded with bullish sentiments. In Rajasthan, arrivals went up at 5,680 qtl. Vs 5,170 qtl. previous day. While in Haryana also the arrivals went up at 1,700 qtl. Vs 1,500 qtl. previous day. Jodhpur Guar seed delivery prices are expected to trade in the range of Rs. 5,800-6,500/Qtl. in near term amid shrink in arrivals.



Month till date, Guar seed prices went up by 35% at Rs. 6,300/qtl. as compared to October month closing at Rs. 4,673/qtl., seed prices this week went up by 4.3% while in Guar gum, the prices went up by 41% at Rs. 13,000/qtl. as compared to October month closing at Rs. 9,200/qtl. while an increase of 5.6% in the gum prices was seen this week.

Oilrig Count Vs Guar gum Prices

As on 30th Dec '2022, as per data released by Baker Hughes, the number of oilrigs in USA decreased by 1 at 621 as compared to the previous week at 622, while the guar gum weekly prices went up by 2.4%.



WTI Crude Oil

| WTI Crude oil 05th Jan '23 | % Change |
|----------------------------|----------|
| 05th Dec '22 | 1.95% |
| 1 Week | -7.96% |
| Month till date | -7.73% |

Guar Split Exports

India's Guar split exports increased in the month of November '2022 by 18% to 4,500 MT as compared to 3,800 MT previous month. However, the Guar split shipments up by 72% in

| Country | Guar Split exported in Nov '22 (MT) | % Share |
|--------------------|-------------------------------------|----------------|
| CHINA | 2900 | 64.44% |
| USA | 900 | 20.00% |
| CANADA | 580 | 12.89% |
| RUSSIA | 120 | 2.67% |
| Grand Total | 4500 | 100.00% |

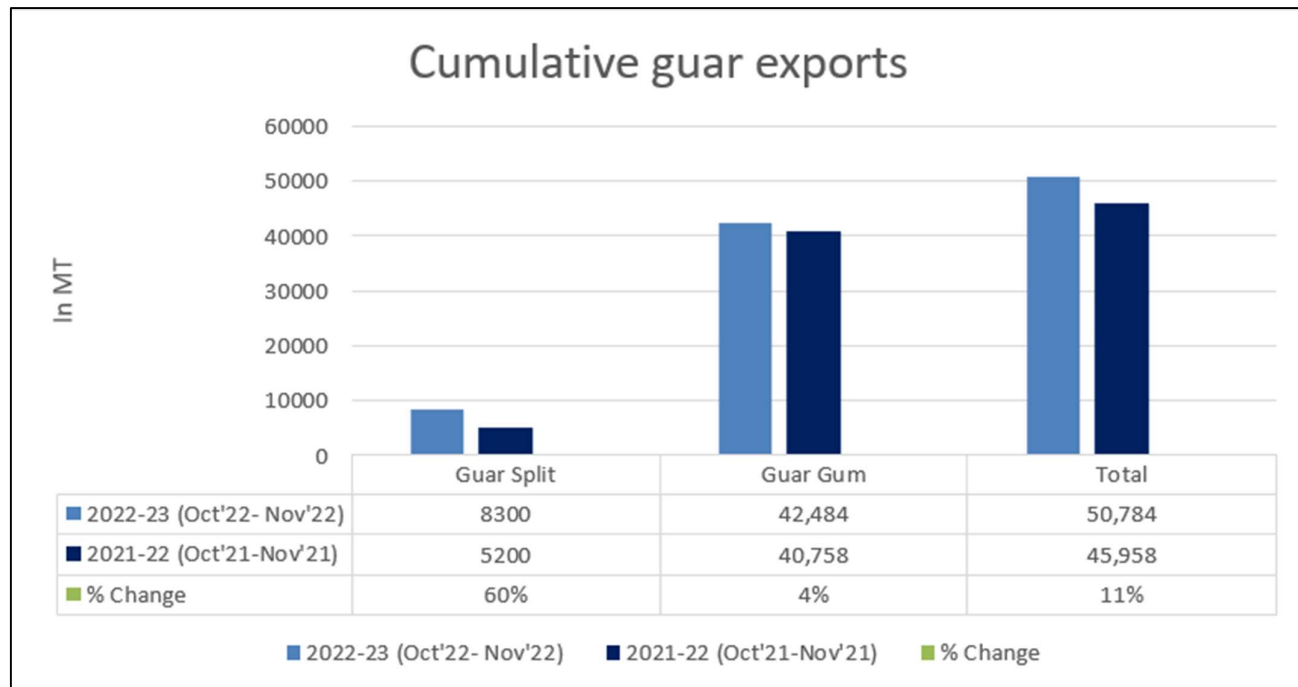
November '22 compared to the same period last year. Out of the total exports, around 2,900 MT (64.44%) was bought by China, 900 MT (20%) bought by the USA, 580 MT (12.89%) by Canada and 120 MT (2.67%) bought by Russia.

Guar Gum Exports: India's Guar gum exports decreased in the month of November '2022 by 11% to 20,018 MT compared to 22,466 MT during previous month. However, the gum shipments went up by 15% in November 2022 compared to the same period last year. Out of the total exported quantity, around 7975 MT (39.84%) was bought by the US, Russia bought 2,776 MT (13.87%), Germany 1,650 MT (8.24%), China 852 MT (4.26%) and Canada 739 MT (3.69%). We expect Guar gum export in Dec '22 around 22,000-25,000 tonnes.

| Countries | Guar gum exported in Nov '22(MT) | Guar gum export (% Share) |
|--------------------|-----------------------------------|---------------------------|
| USA | 7975 | 39.84% |
| RUSSIA | 2776 | 13.87% |
| GERMANY | 1650 | 8.24% |
| CHINA | 852 | 4.26% |
| CANADA | 739 | 3.69% |
| AUSTRALIA | 621 | 3.10% |
| UNITED KINGDOM | 441 | 2.20% |
| BRAZIL | 434 | 2.17% |
| ITALY | 417 | 2.08% |
| DOMINICAN REPUBLIC | 378 | 1.89% |
| UAE | 266 | 1.33% |
| POLAND | 254 | 1.27% |
| TURKEY | 227 | 1.13% |
| FRANCE | 222 | 1.11% |
| THAILAND | 219 | 1.10% |
| OTHERS | 2546 | 12.72% |
| TOTAL | 20018 | 100.00% |

Total Cumulative Guar exports Oct-Nov '22 went up by 11% to 0.50 Lakh tonnes as compared to 0.45 Lakh tonnes previous year same period.

| Attributes | 2022-23 (Oct'22- Nov'22) | 2021-22 (Oct'21-Nov'21) | % Change |
|--------------|--------------------------|-------------------------|------------|
| Guar Split | 8300 | 5200 | 60% |
| Guar Gum | 42,484 | 40,758 | 4% |
| Total | 50,784 | 45,958 | 11% |


NCDEX Futures Market
NCDEX-FUTURES MARKET – Guar Seed

| Contract | % chg | Open | High | Low | Close | Volume | Change | OI | Change |
|----------|-------|-------|-------|-------|-------|--------|--------|-------|--------|
| Jan-23 | +5.99 | 5,902 | 6,316 | 5,902 | 6,316 | 17,990 | 6825 | 17785 | -2855 |
| Feb-23 | +6.00 | 6,052 | 6,415 | 6,095 | 6,415 | 43,000 | 14010 | 60860 | 7735 |

NCDEX-FUTURES MARKET- Guar Gum

| Contract | % chg | Open | High | Low | Close | Volume | Change | OI | Change |
|----------|-------|-------|-------|-------|-----------|--------|--------|-------|--------|
| Jan-23 | +6.00 | 12844 | 13323 | 12770 | 13323.00B | 5285 | 680 | 8905 | -2650 |
| Feb-23 | +5.99 | 12890 | 13510 | 12890 | 13510 | 12260 | 2025 | 42235 | 3555 |



| Guar seed Stock Position: | | | |
|---------------------------|-----------|------------|-----------|
| Stocks | Demat | In-Process | Total |
| | 07-Jan-23 | 07-Jan-23 | 07-Jan-23 |
| Bikaner | 16704 | 1196 | 17900 |
| Deesa | - | - | 0 |
| Sri Ganganagar | 720 | 20 | 740 |
| Jodhpur | 811 | 0 | 811 |
| Nokha | - | - | - |

| Guar Gum Stock Position: | | | |
|--------------------------|-----------|------------|-----------|
| Stocks | Demat | In-Process | Total |
| | 07-Jan-23 | 07-Jan-23 | 07-Jan-23 |
| Deesa | 75 | 0 | 75 |
| Bikaner | 3024 | 20 | 3044 |
| Jodhpur | 13064 | 154 | 13218 |
| Nokha | 1422 | 0 | 1422 |
| Sri Ganganagar | 135 | 0 | 135 |

| Churi and Korma Prices: | | 09-Jan-23 |
|-------------------------|---------|-------------|
| Commodity | Centre | Rs. /75 kg. |
| Churi | Jodhpur | 2100 |
| Korma | Jodhpur | 3000 |

| Guar seed EDD: | | | | | |
|-----------------------|-----------|-----------|-----------|-----------|-----------|
| | 10-Jan-23 | 10-Feb-23 | 10-Mar-23 | 10-Apr-23 | 10-May-23 |
| Bikaner | 1129 | 1395 | 199 | 190 | 60 |
| Deesa | - | - | - | - | - |
| Sri Ganganagar | 0 | - | - | - | 15 |
| Jodhpur | - | - | - | - | - |
| Nokha | - | - | - | - | - |

| Guar Gum EDD: | | | | | |
|-----------------------|-----------|-----------|-----------|-----------|-----------|
| | 10-Jan-23 | 10-Feb-23 | 10-Mar-23 | 10-Apr-23 | 10-May-23 |
| Deesa | - | - | - | - | - |
| Bikaner | 149 | 129 | 189 | 228 | 60 |
| Jodhpur | 35 | 646 | 69 | 139 | 189 |
| Nokha | - | 45 | 40 | 20 | 50 |
| Sri Ganganagar | - | 115 | - | - | - |

| Guar Seed Prices at Key Spot Markets: | | | | | |
|---------------------------------------|-----------------------|---------------------------|-----------------|----------|--------|
| Commodity | District | Centre | Prices (Rs/Qtl) | | Change |
| Guar Seed | | | 9-Jan-23 | 7-Jan-23 | |
| Rajasthan | Jodhpur | Jodhpur (Loose) | 6000 | 5900 | 100 |
| | | Jodhpur (Delivery) | 6300 | 6195 | 105 |
| | Sri-Ganganagar | Sri-Ganganagar (Loose) | 5750 | 5800 | -50 |
| | | Sri-Ganganagar (Delivery) | 5900 | 5950 | -50 |
| | | Rawla (Loose) | NA | NA | - |
| | | Gharsana (Loose) | NA | NA | - |
| | | Raisinghnagar (Loose) | 5800 | 5700 | 100 |
| | Bikaner | Bikaner (Loose) | 5850 | 5750 | 100 |
| | | Bikaner (Delivery) | 6143 | 6038 | 105 |
| | | Nokha(Loose) | 5800 | 5800 | Unch |
| | | Nokha (Delivery) | 6090 | 6090 | Unch |

| | | | | | |
|-----------------|-------------|------------------------|-------|--------|------|
| | | Khajuwala (Loose) | 5850 | 5800 | 50 |
| | | Khajuwala (Delivery) | 6143 | 6090 | 53 |
| | | Lunkaransar (Loose) | 6090 | 6038 | 53 |
| | Hanumangarh | Hanumangarh (Loose) | 5850 | 5700 | 150 |
| | | Hanumangarh (Delivery) | 6143 | 5985 | 158 |
| | | Nohar (Loose) | NR | 5785 | - |
| | | Pilibanga (Loose) | NR | 5670 | - |
| | Nagaur | Nagaur (Loose) | 5750 | 5600 | 150 |
| | Churu | Churu (Delivery) | NR | 5900 | - |
| | Alwar | Alwar (Loose) | NR | 5600 | - |
| Haryana | Hisar | Adampur (Loose) | 5800 | 5750 | 50 |
| | | Adampur (Delivery) | 6090 | 6038 | 53 |
| | Bhiwani | Bhiwani (Delivery) | 6000 | 5900 | 100 |
| | | Siwani (Loose) | 5900 | 5850 | 50 |
| | Sirsa | Sirsa (Loose) | 5700 | 5700 | Unch |
| | | Dhabwali (Loose) | 5725 | 5725 | Unch |
| | | Dhabwali (Delivery) | 6011 | 6011 | Unch |
| | | Ellanabad (Loose) | NA | 5450 | - |
| | Fatehabad | Fatehabad (Loose) | 5600 | 5500 | 100 |
| | | | | | |
| Gujarat | Banaskantha | Deesa (Loose) | NR | - | - |
| | Patan | Patan (Loose) | 5600 | NA | - |
| | Rajkot | Rajkot (Loose) | 6095 | 5875 | 220 |
| | Jamnagar | Dhrol (Loose) | NR | - | - |
| Madhya Pradesh | Gwalior | Dabra (Loose) | NA | Closed | - |
| Guar Gum | | | | | |
| Rajasthan | Jodhpur | Jodhpur | 13000 | 12500 | 500 |
| | Alwar | Alwar | NR | 12700 | - |
| | Hanumangarh | Nohar | NA | NA | - |
| Haryana | Bhiwani | Bhiwani | 12900 | 12750 | 150 |
| | Sirsa | Sirsa | 13000 | 12500 | 500 |
| | | Dhabwali | 13000 | 12500 | 500 |
| | | Ellanabad | NA | 12500 | - |
| | Fatehabad | Fatehabad | 13000 | 12500 | 500 |

| Guar Seed Arrivals in Key Centers | | | | | |
|-----------------------------------|----------------|----------------|---------------------|----------|--------|
| Commodity | District | Centre | Arrivals (Quintals) | | Change |
| Guar Seed | | | 9-Jan-23 | 7-Jan-23 | |
| Rajasthan | Jodhpur | Jodhpur | 150 | 200 | -50 |
| | Sri-Ganganagar | Sri-Ganganagar | 200 | 250 | -50 |

| | | | | | |
|------------------------------|-------------|---------------|------|--------|------|
| | | Rawla | NA | NA | - |
| | | Gharsana | NA | NA | - |
| | | Raisinghnagar | 300 | 300 | Unch |
| | Bikaner | Bikaner | 2000 | 1000 | 1000 |
| | | Nokha | 500 | 900 | -400 |
| | | Khajuwala | 1200 | 1200 | Unch |
| | | Lunkaransar | 800 | 800 | Unch |
| | Hanumangarh | Hanumangarh | 30 | 70 | -40 |
| | | Nohar | NR | 170 | - |
| | | Pilibanga | NR | 46 | - |
| | Nagaur | Nagaur | 500 | 250 | 250 |
| | Churu | Churu | NR | 200 | - |
| | Alwar | Alwar | NR | NA | - |
| Haryana | Hisar | Adampur | 700 | 600 | 100 |
| | Bhiwani | Bhiwani | 150 | 200 | -50 |
| | | Siwani | 400 | 400 | Unch |
| | Sirsa | Sirsa | 400 | 250 | 150 |
| | | Dhabwali | 0 | 25 | -25 |
| | | Ellanabad | NA | 170 | - |
| | Fatehabad | Fatehabad | 50 | 50 | Unch |
| Gujarat | Banaskantha | Deesa | NR | 0 | - |
| | Patan | Patan | 9 | NA | - |
| | Rajkot | Rajkot | 300 | 300 | Unch |
| | Jamnagar | Dhrol | NR | 0 | - |
| Madhya Pradesh | Gwalior | Dabra | NA | Closed | - |
| Total Arrivals/Above Markets | | | 7689 | 7381 | 308 |

Disclaimer

The information and opinions contained in the document have been compiled from sources believed to be reliable. The company does not warrant its accuracy, completeness and correctness. Use of data and information contained in this report is at your own risk. This document is not, and should not be construed as, an offer to sell or solicitation to buy any commodities. This document may not be reproduced, distributed or published, in whole or in part, by any recipient hereof for any purpose without prior permission from the Company. IASL and its affiliates and/or their officers, directors and employees may have positions in any commodities mentioned in this document (or in any related investment) and may from time to time add to or dispose of any such commodities (or investment). Please see the detailed disclaimer at <http://www.agriwatch.com/Disclaimer.asp> © 2023 Indian Agribusiness Systems Limited