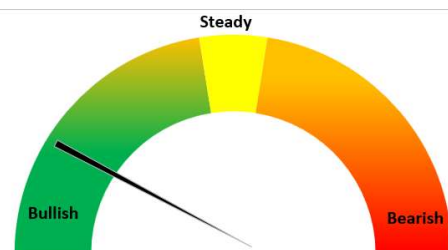


Today's Update

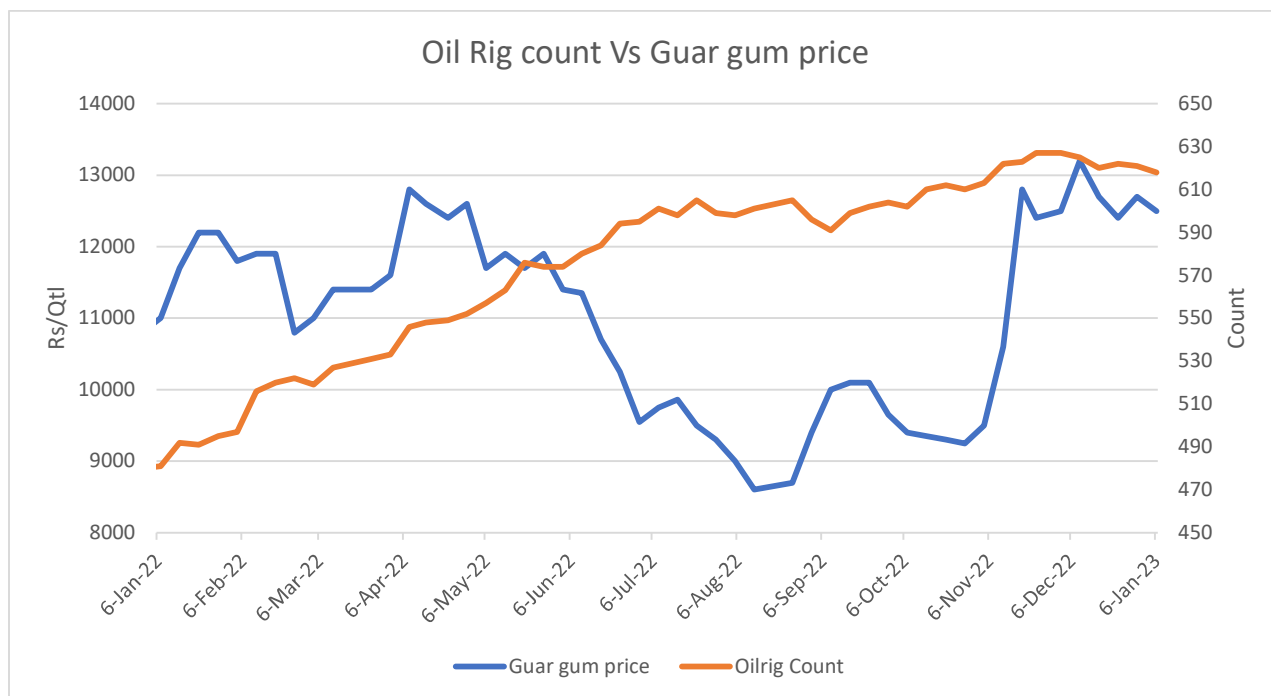
Today, Guar seed Jodhpur delivery prices remained steady at INR 6,563/Qtl. as compared to the previous day. While in other cash markets, Guar seed traded with bullish sentiments. In Rajasthan, arrivals went up at 9,220 qtl. Vs 8,460 qtl. previous day. While in Haryana, the arrivals went down at 2,325 qtl. Vs 2,450 qtl. previous day. Jodhpur Guar seed delivery prices are expected to trade in the range of Rs. 5,900-6,700/Qtl. in near term amid good arrivals in the market.



Month till date, Guar seed prices went up by 40% at Rs. 6,563/qtl. as compared to October month closing at Rs. 4,673/qtl., seed prices this week went up by 11% while in Guar gum, the prices went up by 47% at Rs. 13,500/qtl. as compared to October month closing at Rs. 9,200/qtl. while an increase of 8% in the gum prices was seen this week.

Oilrig Count Vs Guar gum Prices

As on 06th Jan '2023, as per data released by Baker Hughes, the number of oilrigs in USA decreased by 3 at 618 as compared to the previous week at 621, while the guar gum weekly prices went up by 0.3%.



WTI Crude Oil

WTI Crude oil 11th Jan '23	% Change
11th Dec '22	0.99%
1 Week	2.32%
Month till date	-6.31%

Guar Split Exports

India's Guar split exports increased in the month of November '2022 by 18% to 4,500 MT as compared to 3,800 MT previous month. However, the Guar split shipments up by 72% in

Country	Guar Split exported in Nov '22 (MT)	% Share
CHINA	2900	64.44%
USA	900	20.00%
CANADA	580	12.89%
RUSSIA	120	2.67%
Grand Total	4500	100.00%

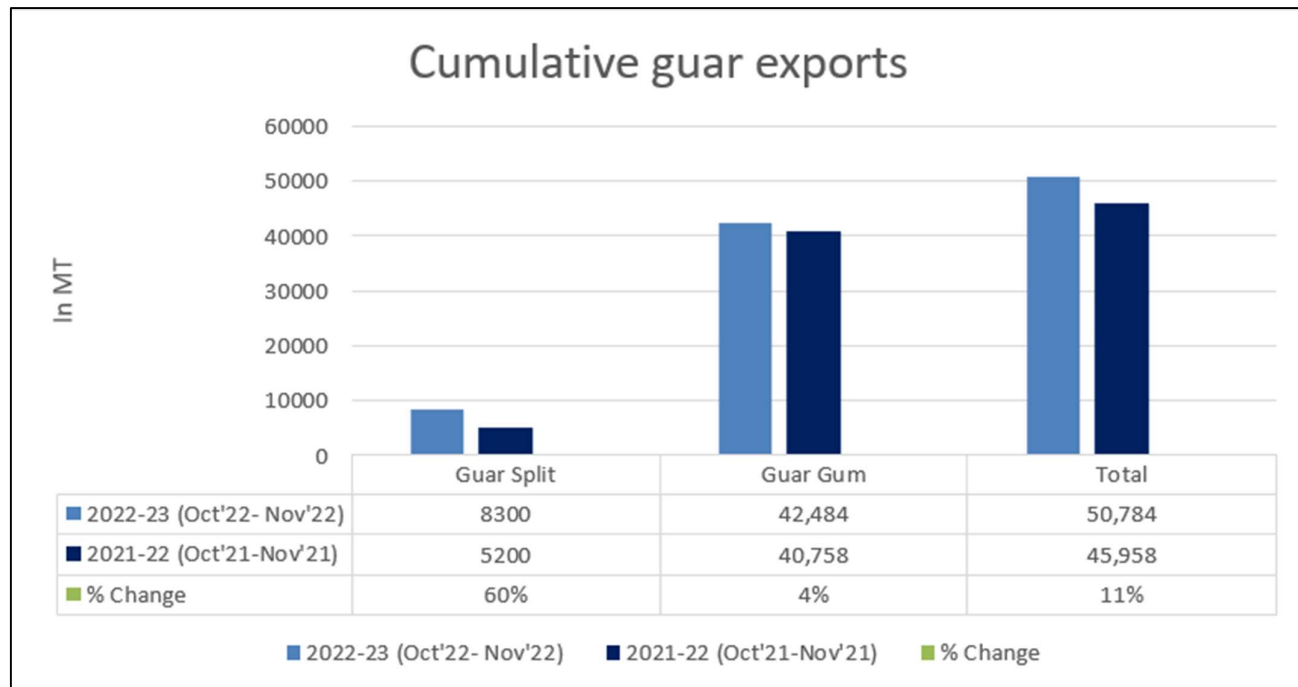
November '22 compared to the same period last year. Out of the total exports, around 2,900 MT (64.44%) was bought by China, 900 MT (20%) bought by the USA, 580 MT (12.89%) by Canada and 120 MT (2.67%) bought by Russia.

Guar Gum Exports: India's Guar gum exports decreased in the month of November '2022 by 11% to 20,018 MT compared to 22,466 MT during previous month. However, the gum shipments went up by 15% in November 2022 compared to the same period last year. Out of the total exported quantity, around 7975 MT (39.84%) was bought by the US, Russia bought 2,776 MT (13.87%), Germany 1,650 MT (8.24%), China 852 MT (4.26%) and Canada 739 MT (3.69%). We expect Guar gum export in Dec '22 around 22,000-25,000 tonnes.

Countries	Guar gum exported in Nov '22(MT)	Guar gum export (% Share)
USA	7975	39.84%
RUSSIA	2776	13.87%
GERMANY	1650	8.24%
CHINA	852	4.26%
CANADA	739	3.69%
AUSTRALIA	621	3.10%
UNITED KINGDOM	441	2.20%
BRAZIL	434	2.17%
ITALY	417	2.08%
DOMINICAN REPUBLIC	378	1.89%
UAE	266	1.33%
POLAND	254	1.27%
TURKEY	227	1.13%
FRANCE	222	1.11%
THAILAND	219	1.10%
OTHERS	2546	12.72%
TOTAL	20018	100.00%

Total Cumulative Guar exports Oct-Nov '22 went up by 11% to 0.50 Lakh tonnes as compared to 0.45 Lakh tonnes previous year same period.

Attributes	2022-23 (Oct'22- Nov'22)	2021-22 (Oct'21-Nov'21)	% Change
Guar Split	8300	5200	60%
Guar Gum	42,484	40,758	4%
Total	50,784	45,958	11%


NCDEX Futures Market
NCDEX-FUTURES MARKET – Guar Seed

Contract	% chg	Open	High	Low	Close	Volume	Change	OI	Change
Jan-23	-0.49	6,299	6,390	6,241	6,264	8,220	-9770	10100	-7685
Feb-23	-0.44	6,380	6,475	6,335	6,349	50,325	7325	70895	10035

NCDEX-FUTURES MARKET- Guar Gum

Contract	% chg	Open	High	Low	Close	Volume	Change	OI	Change
Jan-23	+0.04	13493	13777	13370	13500	2140	-3145	4150	-4755
Feb-23	-0.03	13695	13960	13551	13680	17205	4945	48790	6555



Guar seed Stock Position:			
Stocks	Demat	In-Process	Total
	10-Jan-23	10-Jan-23	10-Jan-23
Bikaner	17662	1471	19133
Deesa	-	-	0
Sri Ganganagar	741	0	741
Jodhpur	811	79	890
Nokha	-	-	-

Guar Gum Stock Position:			
Stocks	Demat	In-Process	Total
	10-Jan-23	10-Jan-23	10-Jan-23
Deesa	75	0	75
Bikaner	3044	20	3064
Jodhpur	13232	199	13431
Nokha	1422	10	1432
Sri Ganganagar	135	0	135

Churi and Korma Prices:		11-Jan-23
Commodity	Centre	Rs. /75 kg.
Churi	Jodhpur	2100
Korma	Jodhpur	3000



Guar seed EDD:					
	10-Jan-23	10-Feb-23	10-Mar-23	10-Apr-23	10-May-23
Bikaner	304	1395	199	190	60
Deesa	-	-	-	-	-
Sri Ganganagar	0	-	-	-	15
Jodhpur	-	-	-	-	-
Nokha	-	-	-	-	-

Guar Gum EDD:					
	10-Jan-23	10-Feb-23	10-Mar-23	10-Apr-23	10-May-23
Deesa	-	-	-	-	-
Bikaner	149	129	189	228	60
Jodhpur	-	646	69	139	189
Nokha	-	45	40	20	50
Sri Ganganagar	-	115	-	-	-

Guar Seed Prices at Key Spot Markets:					
Commodity	District	Centre	Prices (Rs/Qtl)		Change
Guar Seed			11-Jan-23	10-Jan-23	
Rajasthan	Jodhpur	Jodhpur (Loose)	6250	6250	Unch
		Jodhpur (Delivery)	6563	6563	Unch
	Sri-Ganganagar	Sri-Ganganagar (Loose)	6000	5900	100
		Sri-Ganganagar (Delivery)	6150	6050	100
		Rawla (Loose)	NA	NA	-
		Gharsana (Loose)	NA	NA	-
		Raisinghnagar (Loose)	6150	6050	100
	Bikaner	Bikaner (Loose)	6100	6100	Unch
		Bikaner (Delivery)	6405	6405	Unch
		Nokha(Loose)	6150	6050	100
		Nokha (Delivery)	6458	6353	105

		Khajuwala (Loose)	6150	6050	100
		Khajuwala (Delivery)	6458	6353	105
		Lunkaransar (Loose)	6458	6300	158
	Hanumangarh	Hanumangarh (Loose)	6000	5900	100
		Hanumangarh (Delivery)	6300	6195	105
		Nohar (Loose)	NR	NR	-
		Pilibanga (Loose)	NR	NR	-
	Nagaur	Nagaur (Loose)	6100	5950	150
	Churu	Churu (Delivery)	NR	NR	-
	Alwar	Alwar (Loose)	NR	NR	-
Haryana	Hisar	Adampur (Loose)	6050	5900	150
		Adampur (Delivery)	6353	6195	158
	Bhiwani	Bhiwani (Delivery)	6250	6300	-50
		Siwani (Loose)	6150	6000	150
	Sirsa	Sirsa (Loose)	6100	6040	60
		Dhabwali (Loose)	6125	6075	50
		Dhabwali (Delivery)	6431	6379	53
		Ellanabad (Loose)	NA	5575	-
	Fatehabad	Fatehabad (Loose)	6050	5800	250
Gujarat	Banaskantha	Deesa (Loose)	NR	-	-
	Patan	Patan (Loose)	5805	6000	-195
	Rajkot	Rajkot (Loose)	6345	6350	-5
	Jamnagar	Dhrol (Loose)	NR	-	-
Madhya Pradesh	Gwalior	Dabra (Loose)	NA	-	-
Guar Gum					
Rajasthan	Jodhpur	Jodhpur	13500	13500	Unch
	Alwar	Alwar	NR	NR	-
	Hanumangarh	Nohar	NA	NA	-
Haryana	Bhiwani	Bhiwani	13850	13700	150
	Sirsa	Sirsa	13700	14000	-300
		Dhabwali	13700	14000	-300
		Ellanabad	NA	14000	-
	Fatehabad	Fatehabad	14000	14000	Unch

Guar Seed Arrivals in Key Centers

Commodity	District	Centre	Arrivals (Quintals)		Change
			11-Jan-23	10-Jan-23	
Guar Seed	Jodhpur	Jodhpur	200	200	Unch
	Sri-Ganganagar	Sri-Ganganagar	300	200	100

		Rawla	NA	NA	-
		Gharsana	NA	NA	-
		Raisinghnagar	250	200	50
	Bikaner	Bikaner	4000	4000	Unch
		Nokha	1500	1500	Unch
		Khajuwala	1000	1000	Unch
		Lunkaransar	1500	700	800
	Hanumangarh	Hanumangarh	70	60	10
		Nohar	NR	NR	-
		Pilibanga	NR	NR	-
	Nagaur	Nagaur	400	600	-200
	Churu	Churu	NR	NR	-
	Alwar	Alwar	NR	NR	-
Haryana	Hisar	Adampur	1200	600	600
	Bhiwani	Bhiwani	150	750	-600
		Siwani	300	300	Unch
	Sirsa	Sirsa	625	750	-125
		Dhabwali	NA	20	-
		Ellanabad	NA	127	-
	Fatehabad	Fatehabad	50	50	Unch
Gujarat	Banaskantha	Deesa	NR	0	-
	Patan	Patan	9	70	-61
	Rajkot	Rajkot	250	300	-50
	Jamnagar	Dhrol	NR	0	-
Madhya Pradesh	Gwalior	Dabra	NA	0	-
Total Arrivals/Above Markets			11804	11427	377

Disclaimer

The information and opinions contained in the document have been compiled from sources believed to be reliable. The company does not warrant its accuracy, completeness and correctness. Use of data and information contained in this report is at your own risk. This document is not, and should not be construed as, an offer to sell or solicitation to buy any commodities. This document may not be reproduced, distributed or published, in whole or in part, by any recipient hereof for any purpose without prior permission from the Company. IASL and its affiliates and/or their officers, directors and employees may have positions in any commodities mentioned in this document (or in any related investment) and may from time to time add to or dispose of any such commodities (or investment). Please see the detailed disclaimer at <http://www.agriwatch.com/Disclaimer.asp> © 2023 Indian Agribusiness Systems Limited