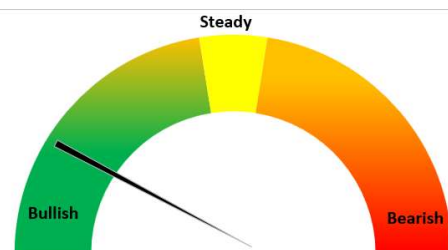


Today's Update

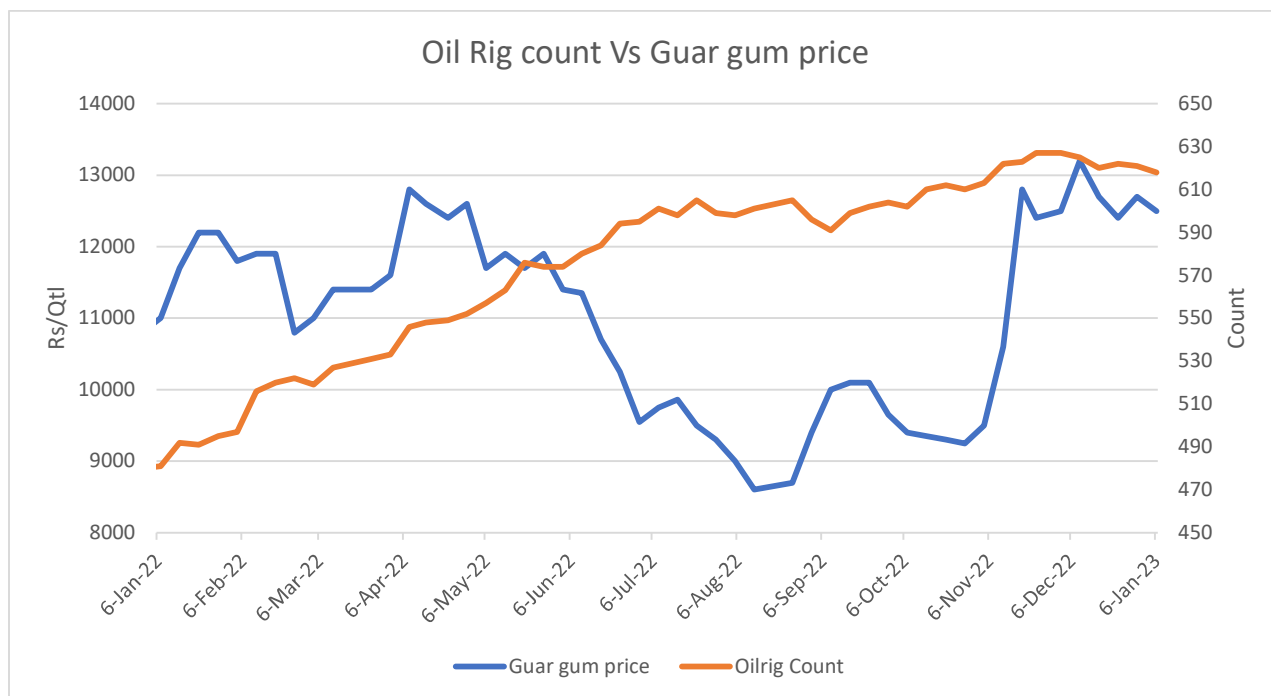
Today, Guar seed Jodhpur delivery prices went up marginally by 0.8% at INR 6,615/Qtl. as compared to INR 6,563/Qtl. the previous day. While in other cash markets, Guar seed traded with mixed sentiments. In Rajasthan, arrivals went down at 5,650 qtl. Vs 9,220 qtl. previous day. While in Haryana, the arrivals went down at 2,250 qtl. Vs 2,325 qtl. previous day. Jodhpur Guar seed delivery prices are expected to trade in the range of Rs. 5,900-6,700/Qtl. in near term amid shrink in arrivals in the market.



Month till date, Guar seed prices went up by 42% at Rs. 6,615/qtl. as compared to October month closing at Rs. 4,673/qtl., seed prices this week went up by 5% while in Guar gum, the prices went up by 47% at Rs. 13,500/qtl. as compared to October month closing at Rs. 9,200/qtl. while an increase of 9% in the gum prices was seen this week.

Oilrig Count Vs Guar gum Prices

As on 06th Jan '2023, as per data released by Baker Hughes, the number of oilrigs in USA decreased by 3 at 618 as compared to the previous week at 621, while the guar gum weekly prices went up by 0.3%.



WTI Crude Oil

WTI Crude oil 11th Jan '23	% Change
11th Dec '22	0.99%
1 Week	2.32%
Month till date	-6.31%

Guar Split Exports

India's Guar split exports increased in the month of November '2022 by 18% to 4,500 MT as compared to 3,800 MT previous month. However, the Guar split shipments up by 72% in

Country	Guar Split exported in Nov '22 (MT)	% Share
CHINA	2900	64.44%
USA	900	20.00%
CANADA	580	12.89%
RUSSIA	120	2.67%
Grand Total	4500	100.00%

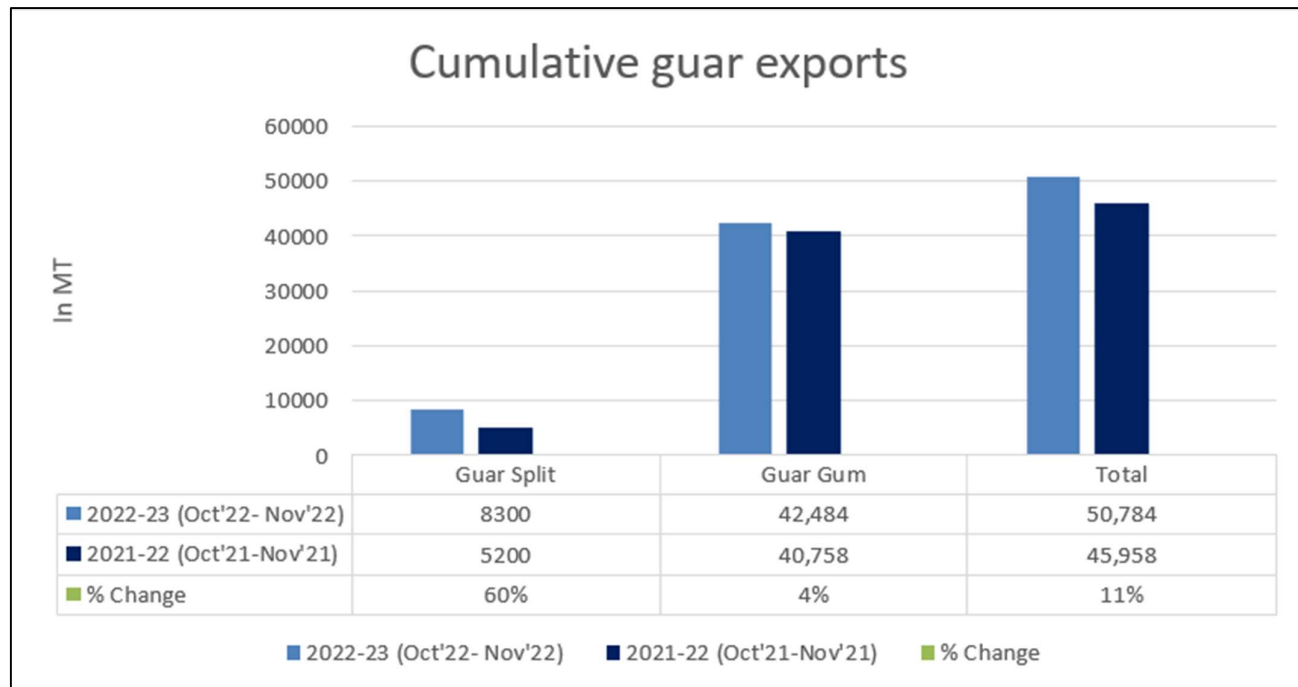
November '22 compared to the same period last year. Out of the total exports, around 2,900 MT (64.44%) was bought by China, 900 MT (20%) bought by the USA, 580 MT (12.89%) by Canada and 120 MT (2.67%) bought by Russia.

Guar Gum Exports: India's Guar gum exports decreased in the month of November '2022 by 11% to 20,018 MT compared to 22,466 MT during previous month. However, the gum shipments went up by 15% in November 2022 compared to the same period last year. Out of the total exported quantity, around 7975 MT (39.84%) was bought by the US, Russia bought 2,776 MT (13.87%), Germany 1,650 MT (8.24%), China 852 MT (4.26%) and Canada 739 MT (3.69%). We expect Guar gum export in Dec '22 around 22,000-25,000 tonnes.

Countries	Guar gum exported in Nov '22(MT)	Guar gum export (% Share)
USA	7975	39.84%
RUSSIA	2776	13.87%
GERMANY	1650	8.24%
CHINA	852	4.26%
CANADA	739	3.69%
AUSTRALIA	621	3.10%
UNITED KINGDOM	441	2.20%
BRAZIL	434	2.17%
ITALY	417	2.08%
DOMINICAN REPUBLIC	378	1.89%
UAE	266	1.33%
POLAND	254	1.27%
TURKEY	227	1.13%
FRANCE	222	1.11%
THAILAND	219	1.10%
OTHERS	2546	12.72%
TOTAL	20018	100.00%

Total Cumulative Guar exports Oct-Nov '22 went up by 11% to 0.50 Lakh tonnes as compared to 0.45 Lakh tonnes previous year same period.

Attributes	2022-23 (Oct'22- Nov'22)	2021-22 (Oct'21-Nov'21)	% Change
Guar Split	8300	5200	60%
Guar Gum	42,484	40,758	4%
Total	50,784	45,958	11%


NCDEX Futures Market
NCDEX-FUTURES MARKET – Guar Seed

Contract	% chg	Open	High	Low	Close	Volume	Change	OI	Change
Jan-23	-0.49	6,290	6,367	6,248	6,252	6,350	-1870	6580	-3520
Feb-23	-0.22	6,360	6,458	6,338	6,344	46,175	-4150	74610	3715

NCDEX-FUTURES MARKET- Guar Gum

Contract	% chg	Open	High	Low	Close	Volume	Change	OI	Change
Jan-23	-0.18	13560	13750	13491	13492	2045	-95	3030	-1120
Feb-23	+0.02	13720	13950	13673	13695	13500	-3705	50555	1765



Guar seed Stock Position:			
Stocks	Demat	In-Process	Total
	11-Jan-23	11-Jan-23	11-Jan-23
Bikaner	12919	2124	15043
Deesa	-	-	0
Sri Ganganagar	740	0	740
Jodhpur	811	79	890
Nokha	-	-	-

Guar Gum Stock Position:			
Stocks	Demat	In-Process	Total
	11-Jan-23	11-Jan-23	11-Jan-23
Deesa	75	0	75
Bikaner	2895	20	2915
Jodhpur	13361	288	13649
Nokha	1422	30	1452
Sri Ganganagar	135	0	135

Churi and Korma Prices:		12-Jan-23
Commodity	Centre	Rs. /75 kg.
Churi	Jodhpur	2100
Korma	Jodhpur	3000

Guar seed EDD:					
	10-Jan-23	10-Feb-23	10-Mar-23	10-Apr-23	10-May-23
Bikaner	0	1395	199	190	60
Deesa	-	-	-	-	-
Sri Ganganagar	0	-	-	-	15
Jodhpur	-	-	-	-	-
Nokha	-	-	-	-	-

Guar Gum EDD:					
	10-Jan-23	10-Feb-23	10-Mar-23	10-Apr-23	10-May-23
Deesa	-	-	-	-	-
Bikaner	0	129	189	228	60
Jodhpur	-	646	69	139	189
Nokha	-	45	40	20	50
Sri Ganganagar	-	115	-	-	-

Guar Seed Prices at Key Spot Markets:					
Commodity	District	Centre	Prices (Rs/Qtl)		Change
Guar Seed			12-Jan-23	11-Jan-23	
Rajasthan	Jodhpur	Jodhpur (Loose)	6300	6250	50
		Jodhpur (Delivery)	6615	6563	53
	Sri-Ganganagar	Sri-Ganganagar (Loose)	6000	6000	Unch
		Sri-Ganganagar (Delivery)	6150	6150	Unch
		Rawla (Loose)	NA	5805	-
		Gharsana (Loose)	NA	-	-
		Raisinghnagar (Loose)	6200	6150	50
	Bikaner	Bikaner (Loose)	6100	6100	Unch
		Bikaner (Delivery)	6405	6405	Unch
		Nokha(Loose)	6100	6150	-50
		Nokha (Delivery)	6405	6458	-53

		Khajuwala (Loose)	6150	6150	Unch
		Khajuwala (Delivery)	6458	6458	Unch
		Lunkaransar (Loose)	6353	6458	-105
	Hanumangarh	Hanumangarh (Loose)	6000	6000	Unch
		Hanumangarh (Delivery)	6300	6300	Unch
		Nohar (Loose)	NA	5870	-
		Pilibanga (Loose)	NA	6055	-
	Nagaur	Nagaur (Loose)	6100	6100	Unch
	Churu	Churu (Delivery)	6200	NR	-
	Alwar	Alwar (Loose)	5850	NR	-
Haryana	Hisar	Adampur (Loose)	6100	6050	50
		Adampur (Delivery)	6405	6353	53
	Bhiwani	Bhiwani (Delivery)	6250	6250	Unch
		Siwani (Loose)	6150	6150	Unch
	Sirsa	Sirsa (Loose)	6040	6100	-60
		Dhabwali (Loose)	6075	6125	-50
		Dhabwali (Delivery)	6379	6431	-53
		Ellanabad (Loose)	NA	5740	-
	Fatehabad	Fatehabad (Loose)	6050	6050	Unch
Gujarat	Banaskantha	Deesa (Loose)	NR	NR	-
	Patan	Patan (Loose)	6065	5805	260
	Rajkot	Rajkot (Loose)	6360	6345	15
	Jamnagar	Dhrol (Loose)	NR	NR	-
Madhya Pradesh	Gwalior	Dabra (Loose)	NA	NA	-
Guar Gum					
Rajasthan	Jodhpur	Jodhpur	13500	13500	Unch
	Alwar	Alwar	12800	NR	-
	Hanumangarh	Nohar	NA	NA	-
Haryana	Bhiwani	Bhiwani	13700	13850	-150
	Sirsa	Sirsa	13700	13700	Unch
		Dhabwali	13700	13700	Unch
		Ellanabad	NA	13700	-
	Fatehabad	Fatehabad	13700	13700	Unch

Guar Seed Arrivals in Key Centers					
Commodity	District	Centre	Arrivals (Quintals)		Change
Guar Seed			12-Jan-23	11-Jan-23	
Rajasthan	Jodhpur	Jodhpur	200	200	Unch
	Sri-Ganganagar	Sri-Ganganagar	200	300	-100

		Rawla	NA	216	-
		Gharsana	NA	0	-
		Raisinghnagar	200	250	-50
	Bikaner	Bikaner	2000	4000	-2000
		Nokha	1000	1500	-500
		Khajuwala	500	1000	-500
		Lunkaransar	1000	1500	-500
	Hanumangarh	Hanumangarh	50	70	-20
		Nohar	NA	307	-
		Pilibanga	NA	169	-
	Nagaur	Nagaur	300	400	-100
	Churu	Churu	200	NR	-
	Alwar	Alwar	NR	NR	-
Haryana	Hisar	Adampur	800	1200	-400
	Bhiwani	Bhiwani	600	150	450
		Siwani	400	300	100
	Sirsa	Sirsa	400	625	-225
		Dhabwali	NA	25	-
		Ellanabad	NA	270	-
	Fatehabad	Fatehabad	50	50	Unch
Gujarat	Banaskantha	Deesa	NR	NR	-
	Patan	Patan	41	9	32
	Rajkot	Rajkot	500	250	250
	Jamnagar	Dhrol	NR	NR	-
Madhya Pradesh	Gwalior	Dabra	NA	NA	-
Total Arrivals/Above Markets			8441	12791	-4350

Disclaimer

The information and opinions contained in the document have been compiled from sources believed to be reliable. The company does not warrant its accuracy, completeness and correctness. Use of data and information contained in this report is at your own risk. This document is not, and should not be construed as, an offer to sell or solicitation to buy any commodities. This document may not be reproduced, distributed or published, in whole or in part, by any recipient hereof for any purpose without prior permission from the Company. IASL and its affiliates and/or their officers, directors and employees may have positions in any commodities mentioned in this document (or in any related investment) and may from time to time add to or dispose of any such commodities (or investment). Please see the detailed disclaimer at <http://www.agriwatch.com/Disclaimer.asp> © 2023 Indian Agribusiness Systems Limited