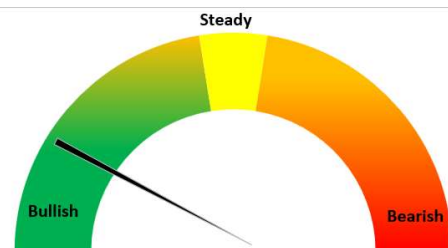


Today's Update

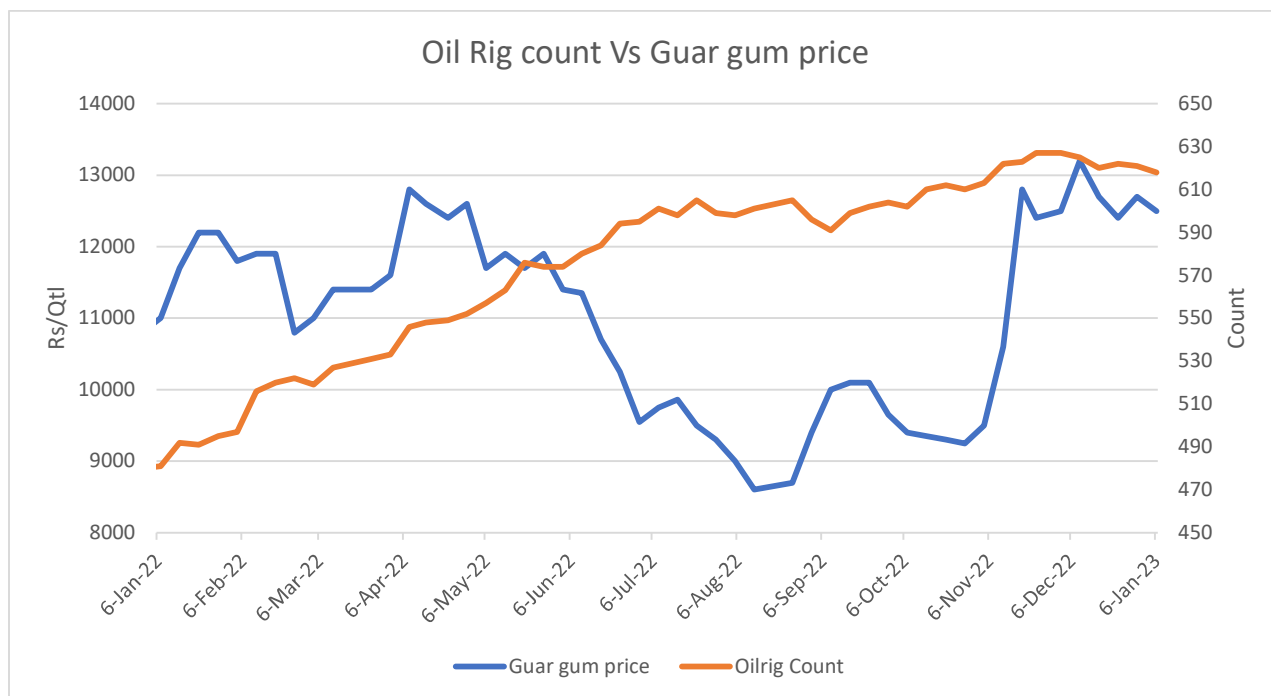
Today, Guar seed Jodhpur delivery prices went up by 1.6% at INR 6,720/Qtl. as compared to INR 6,615/Qtl. the previous day. While in other cash markets, Guar seed traded with mixed sentiments. In Rajasthan, arrivals went up at 6,400 qtl. Vs 5,650 qtl. previous day. While in Haryana also, the arrivals went up at 2,800 qtl. Vs 2,250 qtl. previous day. Jodhpur Guar seed delivery prices are expected to trade in the range of Rs. 6,000-6,900/Qtl. in near term amid good demand in the market.



Month till date, Guar seed Jodhpur delivery prices went up by 44% at Rs. 6,720/qtl. as compared to October month closing at Rs. 4,673/qtl., seed prices this week went up by 8% while the Guar gum prices went up by 52% at Rs. 13,500/qtl. as compared to October month closing at Rs. 9,200/qtl. while an increase of 11% in the gum prices was seen this week.

Oilrig Count Vs Guar gum Prices

As on 06th Jan '2023, as per data released by Baker Hughes, the number of oilrigs in USA decreased by 3 at 618 as compared to the previous week at 621, while the guar gum weekly prices went up by 0.3%.



WTI Crude Oil

WTI Crude oil 11th Jan '23	% Change
11th Dec '22	0.99%
1 Week	2.32%
Month till date	-6.31%

Guar Split Exports

India's Guar split exports increased in the month of November '2022 by 18% to 4,500 MT as compared to 3,800 MT previous month. However, the Guar split shipments up by 72% in

Country	Guar Split exported in Nov '22 (MT)	% Share
CHINA	2900	64.44%
USA	900	20.00%
CANADA	580	12.89%
RUSSIA	120	2.67%
Grand Total	4500	100.00%

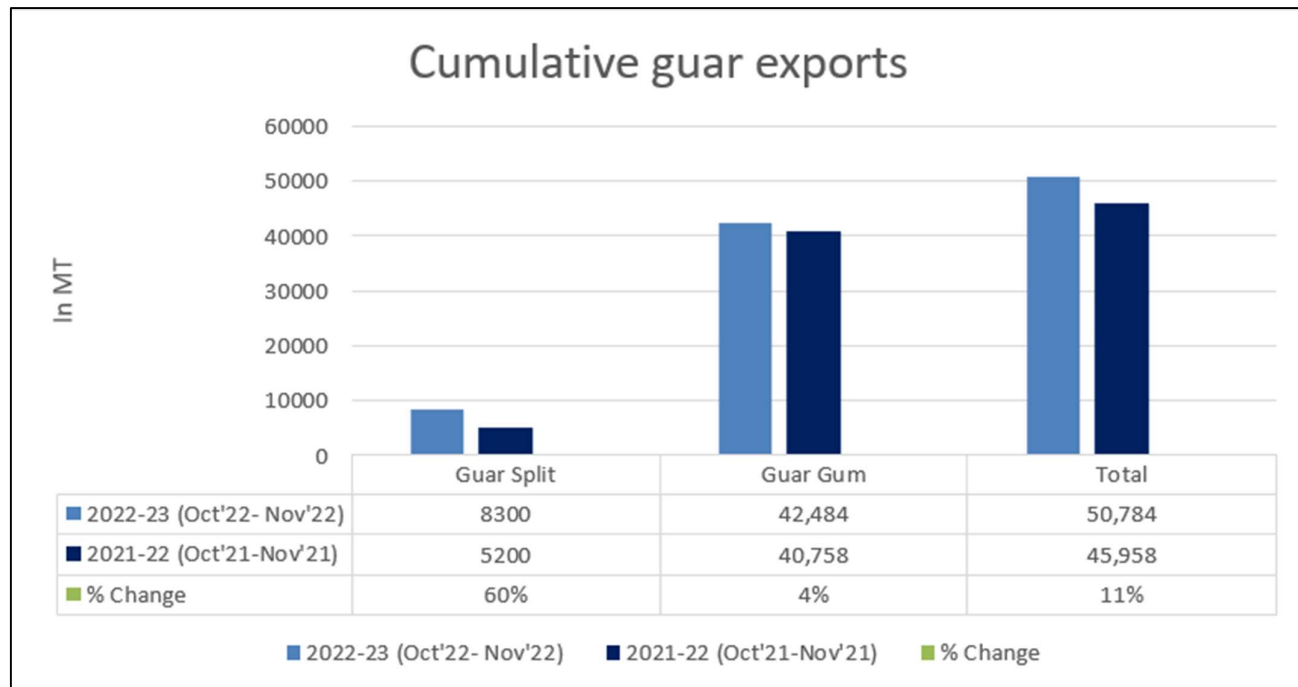
November '22 compared to the same period last year. Out of the total exports, around 2,900 MT (64.44%) was bought by China, 900 MT (20%) bought by the USA, 580 MT (12.89%) by Canada and 120 MT (2.67%) bought by Russia.

Guar Gum Exports: India's Guar gum exports decreased in the month of November '2022 by 11% to 20,018 MT compared to 22,466 MT during previous month. However, the gum shipments went up by 15% in November 2022 compared to the same period last year. Out of the total exported quantity, around 7975 MT (39.84%) was bought by the US, Russia bought 2,776 MT (13.87%), Germany 1,650 MT (8.24%), China 852 MT (4.26%) and Canada 739 MT (3.69%). We expect Guar gum export in Dec '22 around 22,000-25,000 tonnes.

Countries	Guar gum exported in Nov '22(MT)	Guar gum export (% Share)
USA	7975	39.84%
RUSSIA	2776	13.87%
GERMANY	1650	8.24%
CHINA	852	4.26%
CANADA	739	3.69%
AUSTRALIA	621	3.10%
UNITED KINGDOM	441	2.20%
BRAZIL	434	2.17%
ITALY	417	2.08%
DOMINICAN REPUBLIC	378	1.89%
UAE	266	1.33%
POLAND	254	1.27%
TURKEY	227	1.13%
FRANCE	222	1.11%
THAILAND	219	1.10%
OTHERS	2546	12.72%
TOTAL	20018	100.00%

Total Cumulative Guar exports Oct-Nov '22 went up by 11% to 0.50 Lakh tonnes as compared to 0.45 Lakh tonnes previous year same period.

Attributes	2022-23 (Oct'22- Nov'22)	2021-22 (Oct'21-Nov'21)	% Change
Guar Split	8300	5200	60%
Guar Gum	42,484	40,758	4%
Total	50,784	45,958	11%


NCDEX Futures Market
NCDEX-FUTURES MARKET – Guar Seed

Contract	% chg	Open	High	Low	Close	Volume	Change	OI	Change
Jan-23	+1.28	6,290	6,407	6,222	6,347	5,190	-1160	4340	-2240
Feb-23	+1.13	6,350	6,498	6,345	6,424	51,815	5640	78430	3820

NCDEX-FUTURES MARKET- Guar Gum

Contract	% chg	Open	High	Low	Close	Volume	Change	OI	Change
Jan-23	+2.61	13505	14052	13505	13865	3265	1220	1155	-1875
Feb-23	+2.63	13702	14245	13702	14075	25395	11895	53150	2595



Guar seed Stock Position:			
Stocks	Demat	In-Process	Total
	12-Jan-23	12-Jan-23	12-Jan-23
Bikaner	18094	2346	20440
Deesa	-	-	0
Sri Ganganagar	740	0	740
Jodhpur	891	69	960
Nokha	-	-	-

Guar Gum Stock Position:			
Stocks	Demat	In-Process	Total
	12-Jan-23	12-Jan-23	12-Jan-23
Deesa	75	0	75
Bikaner	2895	50	2945
Jodhpur	13392	477	13869
Nokha	1432	30	1462
Sri Ganganagar	135	0	135

Churi and Korma Prices:		13-Jan-23
Commodity	Centre	Rs. /75 kg.
Churi	Jodhpur	2100
Korma	Jodhpur	3000



Guar seed EDD:					
	10-Jan-23	10-Feb-23	10-Mar-23	10-Apr-23	10-May-23
Bikaner	0	1395	199	190	60
Deesa	-	-	-	-	-
Sri Ganganagar	0	-	-	-	15
Jodhpur	-	-	-	-	-
Nokha	-	-	-	-	-

Guar Gum EDD:					
	10-Jan-23	10-Feb-23	10-Mar-23	10-Apr-23	10-May-23
Deesa	-	-	-	-	-
Bikaner	0	129	189	228	60
Jodhpur	-	646	69	139	189
Nokha	-	45	40	20	50
Sri Ganganagar	-	115	-	-	-

Guar Seed Prices at Key Spot Markets:					
Commodity	District	Centre	Prices (Rs/Qtl)		Change
Guar Seed			13-Jan-23	12-Jan-23	
Rajasthan	Jodhpur	Jodhpur (Loose)	6400	6300	100
		Jodhpur (Delivery)	6720	6615	105
	Sri-Ganganagar	Sri-Ganganagar (Loose)	6000	6000	Unch
		Sri-Ganganagar (Delivery)	6150	6150	Unch
		Rawla (Loose)	NA	NA	-
		Gharsana (Loose)	NA	NA	-
		Raisinghnagar (Loose)	6200	6200	Unch
	Bikaner	Bikaner (Loose)	6175	6100	75
		Bikaner (Delivery)	6484	6405	79
		Nokha(Loose)	6150	6100	50
		Nokha (Delivery)	6458	6405	53

		Khajuwala (Loose)	6150	6150	Unch
		Khajuwala (Delivery)	6458	6458	Unch
		Lunkaransar (Loose)	6405	6353	53
	Hanumangarh	Hanumangarh (Loose)	6100	6000	100
		Hanumangarh (Delivery)	6405	6300	105
		Nohar (Loose)	NA	NA	-
		Pilibanga (Loose)	NA	NA	-
	Nagaur	Nagaur (Loose)	NR	6100	-
	Churu	Churu (Delivery)	NR	6200	-
	Alwar	Alwar (Loose)	NR	5850	-
Haryana	Hisar	Adampur (Loose)	6050	6100	-50
		Adampur (Delivery)	6353	6405	-53
	Bhiwani	Bhiwani (Delivery)	6200	6250	-50
		Siwani (Loose)	6100	6150	-50
	Sirsa	Sirsa (Loose)	6080	6040	40
		Dhabwali (Loose)	6100	6075	25
		Dhabwali (Delivery)	6405	6379	26
		Ellanabad (Loose)	NA	5730	-
	Fatehabad	Fatehabad (Loose)	6000	6050	-50
Gujarat	Banaskantha	Deesa (Loose)	NR	NR	-
	Patan	Patan (Loose)	6255	6065	190
	Rajkot	Rajkot (Loose)	6455	6360	95
	Jamnagar	Dhrol (Loose)	NR	NR	-
Madhya Pradesh	Gwalior	Dabra (Loose)	NA	NA	-
Guar Gum					
Rajasthan	Jodhpur	Jodhpur	14000	13500	500
	Alwar	Alwar	NR	12800	-
	Hanumangarh	Nohar	NA	NA	-
Haryana	Bhiwani	Bhiwani	13700	13700	Unch
	Sirsa	Sirsa	14000	13700	300
		Dhabwali	14000	13700	300
		Ellanabad	NA	14000	-
	Fatehabad	Fatehabad	14000	13700	300

Guar Seed Arrivals in Key Centers

Commodity	District	Centre	Arrivals (Quintals)		Change
			13-Jan-23	12-Jan-23	
Rajasthan	Jodhpur	Jodhpur	100	200	-100
	Sri-Ganganagar	Sri-Ganganagar	200	200	Unch

		Rawla	NA	NA	-
		Gharsana	NA	NA	-
		Raisinghnagar	200	200	Unch
	Bikaner	Bikaner	2000	2000	Unch
		Nokha	1000	1000	Unch
		Khajuwala	800	500	300
		Lunkaransar	2000	1000	1000
	Hanumangarh	Hanumangarh	100	50	50
		Nohar	NA	NA	-
		Pilibanga	NA	NA	-
	Nagaur	Nagaur	NR	300	-
	Churu	Churu	NR	200	-
	Alwar	Alwar	NR	NR	-
Haryana	Hisar	Adampur	1000	800	200
	Bhiwani	Bhiwani	500	600	-100
		Siwani	800	400	400
	Sirsa	Sirsa	500	400	100
		Dhabwali	NA	15	-
		Ellanabad	NA	205	-
	Fatehabad	Fatehabad	NA	50	-
Gujarat	Banaskantha	Deesa	NR	NR	-
	Patan	Patan	21	41	-20
	Rajkot	Rajkot	350	500	-150
	Jamnagar	Dhrol	NR	NR	-
Madhya Pradesh	Gwalior	Dabra	NA	NA	-
Total Arrivals/Above Markets			9571	8661	910

Disclaimer

The information and opinions contained in the document have been compiled from sources believed to be reliable. The company does not warrant its accuracy, completeness and correctness. Use of data and information contained in this report is at your own risk. This document is not, and should not be construed as, an offer to sell or solicitation to buy any commodities. This document may not be reproduced, distributed or published, in whole or in part, by any recipient hereof for any purpose without prior permission from the Company. IASL and its affiliates and/or their officers, directors and employees may have positions in any commodities mentioned in this document (or in any related investment) and may from time to time add to or dispose of any such commodities (or investment). Please see the detailed disclaimer at <http://www.agriwatch.com/Disclaimer.asp> © 2023 Indian Agribusiness Systems Limited