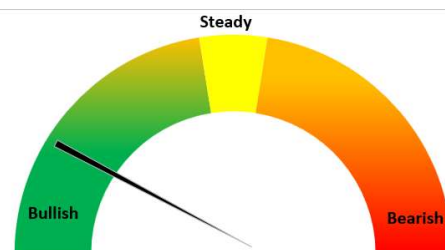


Today's Update

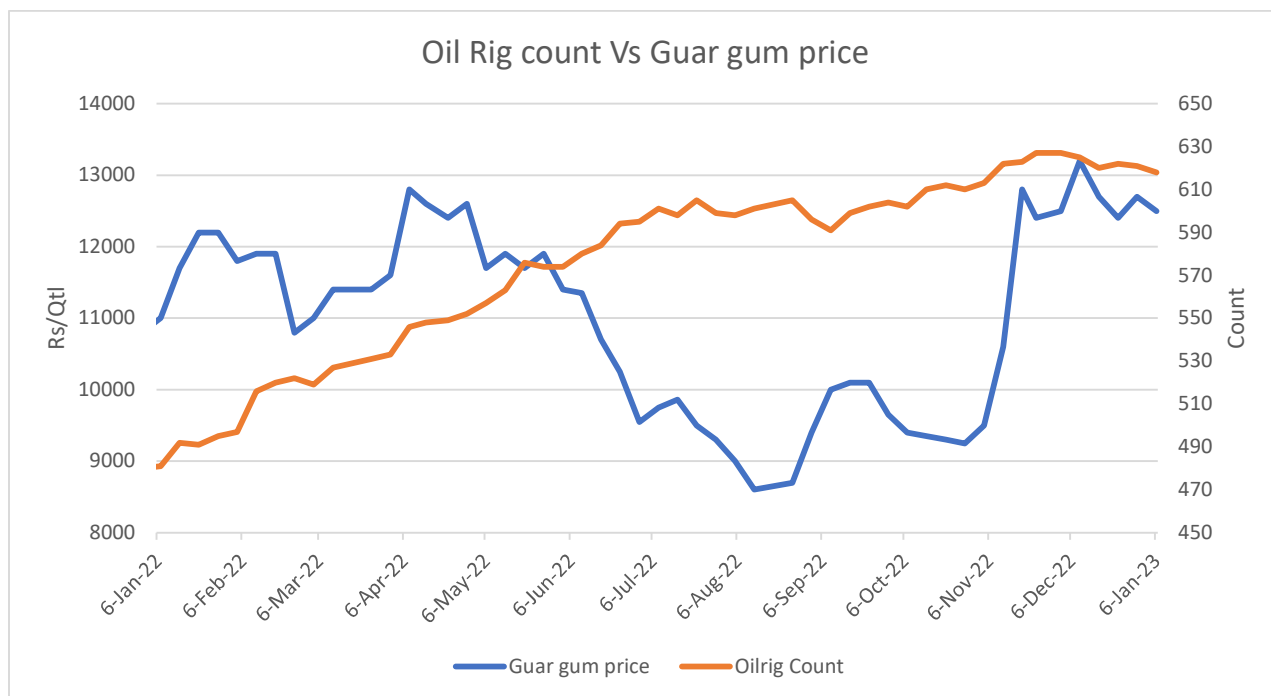
Guar seed Jodhpur delivery prices recorded a 7-month high at INR 6,720/Qtl. and remained steady as compared to the previous day. While in other cash markets, Guar seed traded with mixed sentiments. In Rajasthan, arrivals went up at 5,200 qtl. Vs 2,200 qtl. previous day. While in Haryana also, the arrivals went up at 2,050 qtl. Vs 1,800 qtl. previous day. Jodhpur Guar seed delivery prices are expected to trade in the range of Rs. 6,000-6,900/Qtl. in near term amid good demand in the market.



Month till date, Guar seed Jodhpur delivery prices went up by 44% at Rs. 6,720/qtl. as compared to October month closing at Rs. 4,673/qtl., seed prices this week went up by 8% while the Guar gum prices went up by 52% at Rs. 13,500/qtl. as compared to October month closing at Rs. 9,200/qtl. while an increase of 11% in the gum prices was seen this week.

Oilrig Count Vs Guar gum Prices

As on 06th Jan '2023, as per data released by Baker Hughes, the number of oilrigs in USA decreased by 3 at 618 as compared to the previous week at 621, while the guar gum weekly prices went up by 0.3%.



WTI Crude Oil

WTI Crude oil 13th Jan '23	% Change
13th Dec '22	2.22%
1 Week	8.67%
Month till date	-0.48%

Guar Split Exports

India's Guar split exports increased in the month of November '2022 by 18% to 4,500 MT as compared to 3,800 MT previous month. However, the Guar split shipments up by 72% in

Country	Guar Split exported in Nov '22 (MT)	% Share
CHINA	2900	64.44%
USA	900	20.00%
CANADA	580	12.89%
RUSSIA	120	2.67%
Grand Total	4500	100.00%

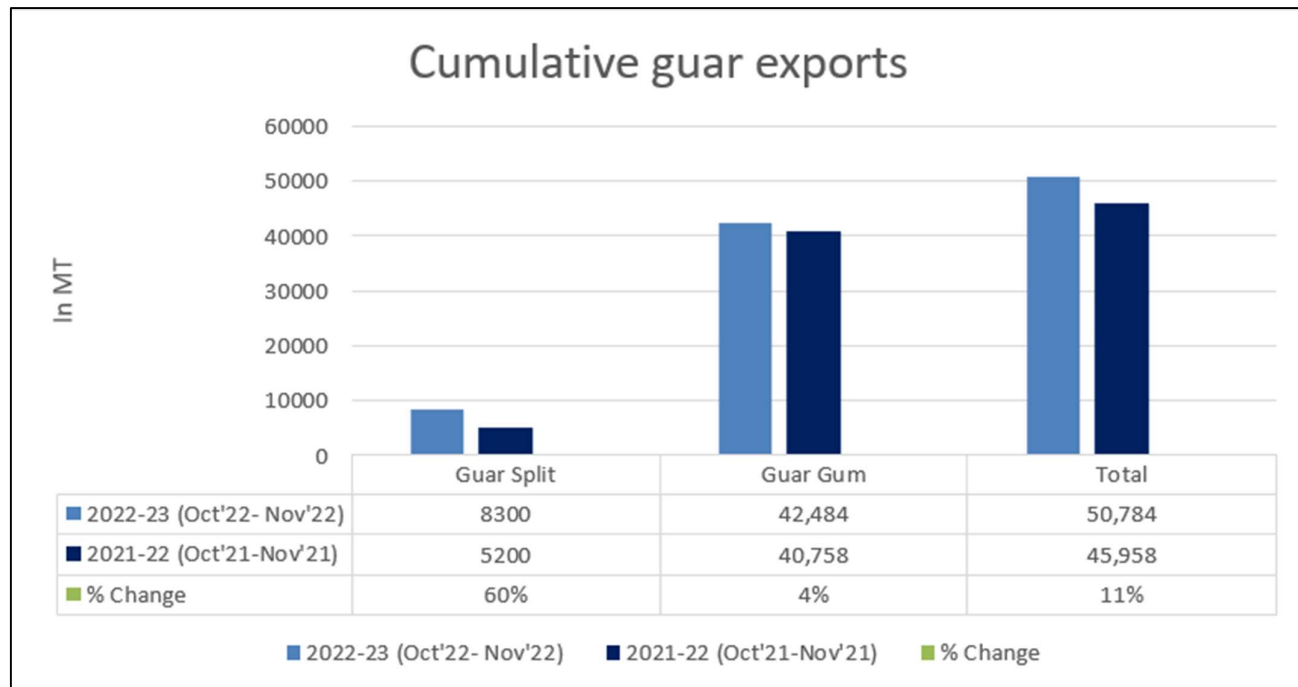
November '22 compared to the same period last year. Out of the total exports, around 2,900 MT (64.44%) was bought by China, 900 MT (20%) bought by the USA, 580 MT (12.89%) by Canada and 120 MT (2.67%) bought by Russia.

Guar Gum Exports: India's Guar gum exports decreased in the month of November '2022 by 11% to 20,018 MT compared to 22,466 MT during previous month. However, the gum shipments went up by 15% in November 2022 compared to the same period last year. Out of the total exported quantity, around 7975 MT (39.84%) was bought by the US, Russia bought 2,776 MT (13.87%), Germany 1,650 MT (8.24%), China 852 MT (4.26%) and Canada 739 MT (3.69%). We expect Guar gum export in Dec '22 around 22,000-25,000 tonnes.

Countries	Guar gum exported in Nov '22(MT)	Guar gum export (% Share)
USA	7975	39.84%
RUSSIA	2776	13.87%
GERMANY	1650	8.24%
CHINA	852	4.26%
CANADA	739	3.69%
AUSTRALIA	621	3.10%
UNITED KINGDOM	441	2.20%
BRAZIL	434	2.17%
ITALY	417	2.08%
DOMINICAN REPUBLIC	378	1.89%
UAE	266	1.33%
POLAND	254	1.27%
TURKEY	227	1.13%
FRANCE	222	1.11%
THAILAND	219	1.10%
OTHERS	2546	12.72%
TOTAL	20018	100.00%

Total Cumulative Guar exports Oct-Nov '22 went up by 11% to 0.50 Lakh tonnes as compared to 0.45 Lakh tonnes previous year same period.

Attributes	2022-23 (Oct'22- Nov'22)	2021-22 (Oct'21-Nov'21)	% Change
Guar Split	8300	5200	60%
Guar Gum	42,484	40,758	4%
Total	50,784	45,958	11%


NCDEX Futures Market
NCDEX-FUTURES MARKET – Guar Seed

Contract	% chg	Open	High	Low	Close	Volume	Change	OI	Change
Jan-23	-1.54	6,385	6,400	6,260	6,260	3,625	-1565	1760	-2580
Feb-23	-1.07	6,450	6,498	6,354	6,370	36,860	-14955	80840	2410

NCDEX-FUTURES MARKET- Guar Gum

Contract	% chg	Open	High	Low	Close	Volume	Change	OI	Change
Jan-23	-2.71	14030	14030	13520	13550	985	-2280	640	-515
Feb-23	-2.03	14200	14280	13763	13843	16180	-9215	52580	-570



Guar seed Stock Position:			
Stocks	Demat	In-Process	Total
	14-Jan-23	14-Jan-23	14-Jan-23
Bikaner	18520	3765	22285
Deesa	-	-	0
Sri Ganganagar	740	30	770
Jodhpur	960	49	1009
Nokha	-	-	-

Guar Gum Stock Position:			
Stocks	Demat	In-Process	Total
	14-Jan-23	14-Jan-23	14-Jan-23
Deesa	75	0	75
Bikaner	2944	50	2994
Jodhpur	13670	407	14077
Nokha	1432	40	1472
Sri Ganganagar	135	0	135

Churi and Korma Prices:		16-Jan-23
Commodity	Centre	Rs. /75 kg.
Churi	Jodhpur	2100
Korma	Jodhpur	3000



Guar seed EDD:					
	10-Jan-23	10-Feb-23	10-Mar-23	10-Apr-23	10-May-23
Bikaner	0	1395	199	190	60
Deesa	-	-	-	-	-
Sri Ganganagar	0	-	-	-	15
Jodhpur	-	-	-	-	-
Nokha	-	-	-	-	-

Guar Gum EDD:					
	10-Jan-23	10-Feb-23	10-Mar-23	10-Apr-23	10-May-23
Deesa	-	-	-	-	-
Bikaner	0	129	189	228	60
Jodhpur	-	646	69	139	189
Nokha	-	45	40	20	50
Sri Ganganagar	-	115	-	-	-

Guar Seed Prices at Key Spot Markets:					
Commodity	District	Centre	Prices (Rs/Qtl)		Change
Guar Seed			16-Jan-23	14-Jan-23	
Rajasthan	Jodhpur	Jodhpur (Loose)	6400	Closed	-
		Jodhpur (Delivery)	6720	Closed	-
	Sri-Ganganagar	Sri-Ganganagar (Loose)	6050	6000	50
		Sri-Ganganagar (Delivery)	6200	6150	50
		Rawla (Loose)	NA	NA	-
		Gharsana (Loose)	NA	NA	-
		Raisinghnagar (Loose)	6200	Closed	-
	Bikaner	Bikaner (Loose)	6150	6150	Unch
		Bikaner (Delivery)	6458	6458	Unch
		Nokha(Loose)	6150	6150	Unch
		Nokha (Delivery)	6458	6458	Unch
		Khajuwala (Loose)	6100	Closed	-

		Khajuwala (Delivery)	6405	Closed	-
		Lunkaransar (Loose)	6353	Closed	-
	Hanumangarh	Hanumangarh (Loose)	6000	Closed	-
		Hanumangarh (Delivery)	6300	Closed	-
		Nohar (Loose)	NA	NA	-
		Pilibanga (Loose)	NA	NA	-
	Nagaur	Nagaur (Loose)	6000	Closed	-
	Churu	Churu (Delivery)	NR	Closed	-
	Alwar	Alwar (Loose)	NR	Closed	-
Haryana	Hisar	Adampur (Loose)	6100	6100	Unch
		Adampur (Delivery)	6405	6405	Unch
	Bhiwani	Bhiwani (Delivery)	6350	6250	100
		Siwani (Loose)	6150	6100	50
	Sirsa	Sirsa (Loose)	5975	6080	-105
		Dhabwali (Loose)	6000	6100	-100
		Dhabwali (Delivery)	6300	6405	-105
		Ellanabad (Loose)	NA	5950	-
	Fatehabad	Fatehabad (Loose)	5800	6000	-200
Gujarat	Banaskantha	Deesa (Loose)	NR	Closed	-
	Patan	Patan (Loose)	6130	Closed	-
	Rajkot	Rajkot (Loose)	6360	Closed	-
	Jamnagar	Dhrol (Loose)	NR	Closed	-
Madhya Pradesh	Gwalior	Dabra (Loose)	NA	Closed	-
Guar Gum					
Rajasthan	Jodhpur	Jodhpur	14000	Closed	-
	Alwar	Alwar	NR	Closed	-
	Hanumangarh	Nohar	NA	NA	-
Haryana	Bhiwani	Bhiwani	14100	13900	200
	Sirsa	Sirsa	14000	14000	Unch
		Dhabwali	14000	14000	Unch
		Ellanabad	NA	14000	-
	Fatehabad	Fatehabad	14000	14000	Unch

Guar Seed Arrivals in Key Centers					
Commodity	District	Centre	Arrivals (Quintals)		Change
Guar Seed			16-Jan-23	14-Jan-23	
Rajasthan	Jodhpur	Jodhpur	200	Closed	-
	Sri-Ganganagar	Sri-Ganganagar	200	200	Unch
		Rawla	NA	NA	-



		Gharsana	NA	NA	-
		Raisinghnagar	200	Closed	-
	Bikaner	Bikaner	1000	1000	Unch
		Nokha	1000	1000	Unch
		Khajuwala	1000	Closed	-
		Lunkaransar	1500	Closed	-
	Hanumangarh	Hanumangarh	100	Closed	-
		Nohar	NA	NA	-
		Pilibanga	NA	NA	-
	Nagaur	Nagaur	NA	Closed	-
	Churu	Churu	NR	Closed	-
	Alwar	Alwar	NR	Closed	-
Haryana	Hisar	Adampur	1000	500	500
	Bhiwani	Bhiwani	200	300	-100
		Siwani	400	500	-100
	Sirsa	Sirsa	400	500	-100
		Dhabwali	NA	25	-
		Ellanabad	NA	280	-
	Fatehabad	Fatehabad	50	NA	-
Gujarat	Banaskantha	Deesa	NR	Closed	-
	Patan	Patan	20	Closed	-
	Rajkot	Rajkot	1200	Closed	-
	Jamnagar	Dhrol	NR	Closed	-
Madhya Pradesh	Gwalior	Dabra	NA	Closed	-
Total Arrivals/Above Markets			8470	4305	4165

Disclaimer

The information and opinions contained in the document have been compiled from sources believed to be reliable. The company does not warrant its accuracy, completeness and correctness. Use of data and information contained in this report is at your own risk. This document is not, and should not be construed as, an offer to sell or solicitation to buy any commodities. This document may not be reproduced, distributed or published, in whole or in part, by any recipient hereof for any purpose without prior permission from the Company. IASL and its affiliates and/or their officers, directors and employees may have positions in any commodities mentioned in this document (or in any related investment) and may from time to time add to or dispose of any such commodities (or investment). Please see the detailed disclaimer at <http://www.agriwatch.com/Disclaimer.asp> © 2023 Indian Agribusiness Systems Limited